

# PRESS RELEASE

info@cbs.gov.il

http://www.cbs.gov.il

FAX. 02-652 1340

Jerusalem,  
June 11, 2009

Previous Press Release on Foreign Trade appeared on May 13, 2009

## Israel's Foreign Trade - May 2009

In May 2009, **import of goods** totaled \$3.4 billion, **export of goods** totaled \$3.3 billion and the **trade deficit** totaled \$0.1 billion.

The above is based on **temporary data** regarding goods that cleared Customs, not including trade between Israel and the Palestinian Authority. In addition, the data do not include import and export of services that include, among others, software. Data on all exports and imports of goods and services are published as part of the Balance of Payments, every quarter.



Development of trade in goods in May 2009, compared with April, was influenced by changes in the value of the U.S.A. Dollar against other currencies in which **import and export** transactions are conducted. Compared to the Euro the U.S.A. Dollar fell by 2.9%, compared to the UK Pound fell by 4.2%, compared to the Swiss Franc fell by 3.1% and compared to the Japanese Yen the U.S.A. Dollar fell by 1.8%.

**The trend data** calculated by the Central Bureau of Statistics, seasonally adjusted and adjusted for irregular elements, point to a drop of **export of goods** (excluding diamonds) of 23.7% and **imports of goods** point to a drop of 37.1%, at an annual rate, during March-May 2009.

Written by Helen Brusilovsky

For explanations and clarifications regarding the contents of this Press Release,  
Please contact the Press Relations Unit, at 02-6527845, 050-623 5124

**BREAKDOWN OF THE FINDINGS:**

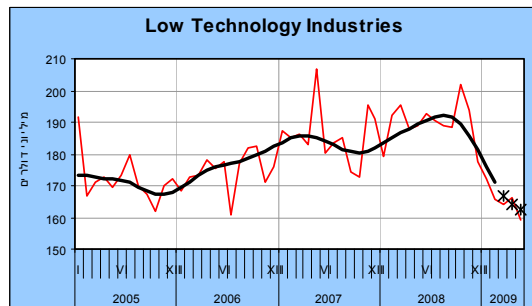
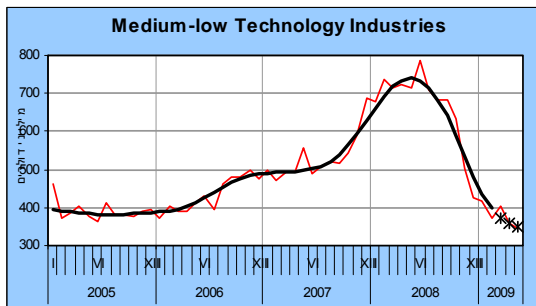
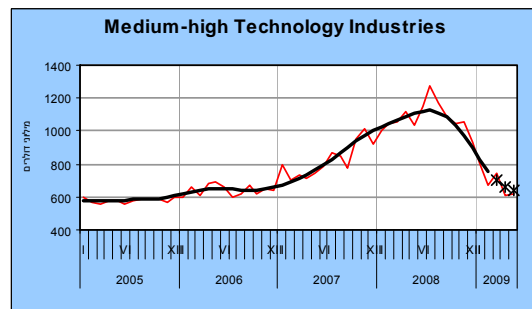
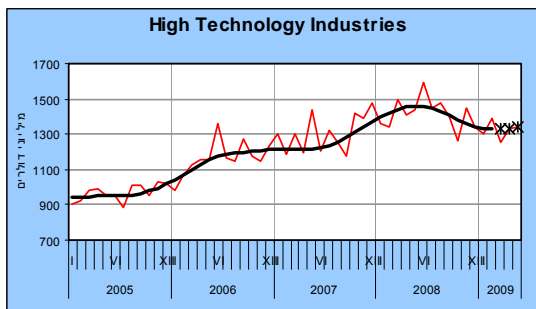
**Export of Goods**

In May 2009, manufacturing exports (excluding diamonds) constituted 77% of all export of goods. Export of diamonds constituted 19%, and the remaining 4% was agricultural exports.



\* The last 3 points are subject to substantial revisions

Distribution of **manufacturing exports by technological intensity** (excluding diamonds), indicates that **high technology industries** constituted 51% of it in May 2009 (\$1.3B). Trend data of **exports by high technology industries** points to a rise of 2.4%, at an annual rate.



— Trend data — Seasonally adjusted data The last 3 points are subject to substantial revisions

**Exports by medium-high technology industries** (27% of total manufacture exports) in May 2009 totaled \$0.4B. Trend data of **exports by medium-high technology industries** point to a drop of 48.6%, at an annual rate, in March-May 2009.

**Exports by medium-low technology industries** (15% of all manufacture exports) in May 2009 totaled \$0.4 B. Trend data of **exports by medium-low technology industries** point to a drop of 37.6%, at an annual rate, in the last three months.

**Exports by low technology industries** (7% of all manufacture exports) in May 2009 totaled \$0.2 B. Trend data of exports by low technology industries point to a drop of 17.9%, at an annual rate, in March-May 2009.

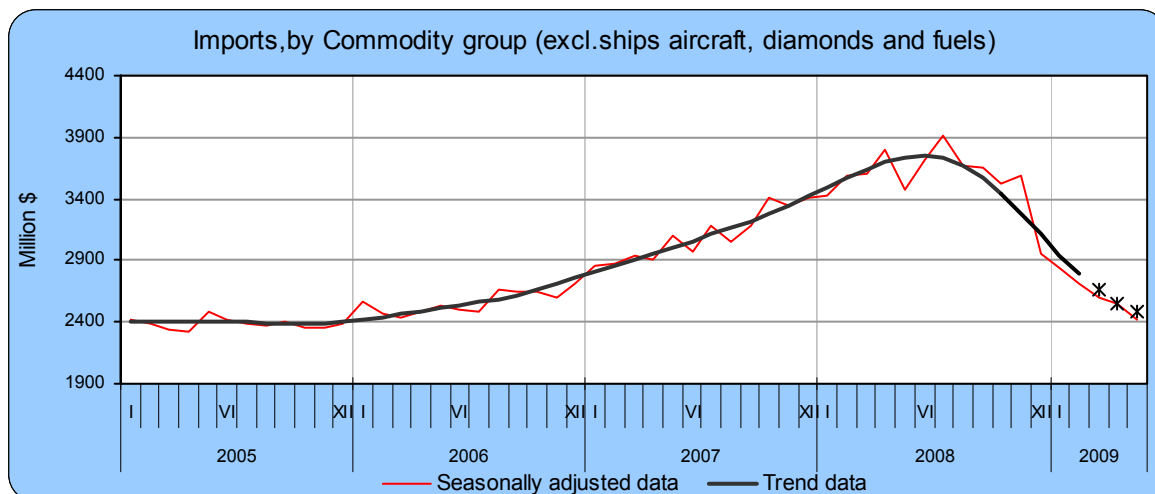
**Export of diamonds** (polished and rough) in January-May 2009 totaled 2.3B lower by 56.9% than January-May 2008.

**Agricultural exports** in January-May 2009 totaled \$681M (temporary data) – higher by 1.9% than January-May 2008.

### Import of Goods

**Import of goods**, in current prices in U.S. dollars, totaled – as mentioned - \$3.3B.

A breakdown of the data of **import by use** indicates that in May 2009, 39% of total imports were **import of raw materials** (excluding diamonds and fuels); 16% was **consumer goods**, 16% was **machinery, equipment and land vehicles for investment**; and the rest **diamonds, fuels and ships and aircraft**.



\* The last 3 points are subject to substantial revisions

**Import of raw materials** (excluding diamonds and fuels) in May 2009 totaled \$1.4B. A breakdown of trend data reveals that in March-May 2009, **import of raw materials** point to a drop of 38.4% by annual rate. A breakdown by groups of **import of raw materials** in the last three months, points to a drop of 59.5% in the **import of non-ferrous metals**.

**Import of consumer goods** in May 2009 totaled \$0.5B. A breakdown of trend data indicates that in the last three months, **import of consumer goods** dropped by an annual rate of 15.9%. **Import of non-durable goods** dropped, by an annual rate of 23.3% during the last three months. Most of the drop was recorded in **import of household utensils** (-25.9%). **Import of durable goods** remain stable.

**Import of investment goods** (excluding ships and aircraft) in May 2009 totaled \$0.6B. A breakdown of trend data indicates that in March-May 2009, **import of investment goods** dropped by an annual rate of 50.3%. A breakdown by groups points that **import of machinery and equipment** point to a drop of 52.5% in the last three months.

**Import of diamonds** (rough and polished) in January-May 2009 totaled \$1.3B, a drop of 68.5% compared to the same months in 2008.

**Import of fuels** (crude oil, distillates and coal) in January-May 2009 totaled \$2.9B. During the same months in 2008 the import of fuels totaled \$5.5B.

**Next Press Release on Israel's Foreign Trade will appear on July 13, 2009.**

Related links and publications

Definitions and explanations:

[http://www1.cbs.gov.il/reader/fr\\_trade/intro\\_eng.pdf](http://www1.cbs.gov.il/reader/fr_trade/intro_eng.pdf)

"Foreign Trade Statistics Monthly"

[http://www1.cbs.gov.il/reader/fr\\_trade/ftmenu\\_e\\_v1\\_new.htm](http://www1.cbs.gov.il/reader/fr_trade/ftmenu_e_v1_new.htm)

"Israel's Foreign Trade by Countries" – Press Release

[http://www1.cbs.gov.il/www/hodaot2009n/16\\_09\\_097e.pdf](http://www1.cbs.gov.il/www/hodaot2009n/16_09_097e.pdf)

"Foreign Trade Price Indices" – Press Release

[http://www1.cbs.gov.il/www/hodaot2009n/16\\_09\\_063e.pdf](http://www1.cbs.gov.il/www/hodaot2009n/16_09_063e.pdf)

"Imports by Country of Origin" – Press Release

[http://www1.cbs.gov.il/www/hodaot2009n/16\\_08\\_170e.pdf](http://www1.cbs.gov.il/www/hodaot2009n/16_08_170e.pdf)

"Foreign Exchange Rates" – Press Release (Hebrew only)

[http://www1.cbs.gov.il/www/hodaot2009n/16\\_09\\_001.pdf](http://www1.cbs.gov.il/www/hodaot2009n/16_09_001.pdf)

"Trade Balance by Technological Intensity" – Press Release

[http://www1.cbs.gov.il/www/hodaot2008n/16\\_08\\_134e.pdf](http://www1.cbs.gov.il/www/hodaot2008n/16_08_134e.pdf)

"Exports by Country and Industry, 2007" – Press Release

[http://www1.cbs.gov.il/www/hodaot2008n/16\\_08\\_204e.pdf](http://www1.cbs.gov.il/www/hodaot2008n/16_08_204e.pdf)

"Foreign Trade of Israel" – Statistilite Series No 41

[http://www1.cbs.gov.il/www/statistical/trade\\_41\\_e.pdf](http://www1.cbs.gov.il/www/statistical/trade_41_e.pdf)

"Foreign Trade of Israel- Selected countries 2005" Statistilite Series No 66

[http://www1.cbs.gov.il/www/statistical/ftrade2005\\_e.pdf](http://www1.cbs.gov.il/www/statistical/ftrade2005_e.pdf)

"Israel's Foreign Trade-2008" (Presentation)

[http://www1.cbs.gov.il/www/hodaot2009n/16\\_08\\_001maz.pdf](http://www1.cbs.gov.il/www/hodaot2009n/16_08_001maz.pdf)

Exports, by Commodities and Countries, 1996-2007 (CD only)

Imports, by Commodities and Countries, 2007 (CD only)

Imports, by Commodities and Countries, 2002-2006 (CD only)

Imports, by Commodities and Countries, 1996-2001 (CD only)

## DEFINITIONS AND EXPLANATIONS

### The Population Investigated

1. Imports and exports are recorded according to the "Special System"<sup>1</sup>, by which only that portion of the trade flowing through customs is included. Accordingly, imports do not include goods imported and stored in bonded warehouses, and exports do not include goods exported from these warehouses. Neither included are goods in transit.
  - a. **Gross imports** include consignments imported from abroad for local use (including finishing and repair) which are freed by the Customs immediately after unloading, or which were freed after a time from the bonded warehouses of the Customs. Import data do not include commodities put into bonded warehouses, except for a number of productive enterprises, which are recognized as bonded warehouses. Imports do not include consignments which were exported in the past and which were returned to Israel without any further processing.
  - b. **Net imports** are obtained by deducting from gross imports the value of goods imported earlier and returned to a supplier abroad without processing or changing its form. As there is no way of identifying the date of entry of the goods to Israel which are being returned abroad, the deduction is done on the date of return abroad. For this reason the returns are deducted from the grand total and not from items detailed by branches.
  - c. **Gross exports** include the flow of products abroad, except consignments of commodities which were previously imported and then returned to a supplier abroad without any processing. It also includes part-finished goods which are sent abroad for additional processing and which eventually will be returned to the sender, and goods which were imported and sold to abroad without processing, when the purchaser is not the supplier.
  - d. **Net exports** are obtained by deducting from the value of gross exports the value of goods, which were previously exported but were returned to the Israeli supplier without processing or change of form. As there is no means of identifying the original date of consignment abroad of exports returned from abroad, the deduction operates on the date of return rather than the date of original export. For this reason returns are deducted from the grand total and not from items detailed by branches (excluding diamonds).
2. The date of statistical registration of the import is the date of the release of the goods by the Customs authorities, whereas for exports it is the date of loading the goods on ship, airplane, or trucks (land transport to Jordan).
3. Foreign trade statistics include, among others, the following goods and business activities:
  - a. Personal import and export: personal effects of immigrants, seamen, returning residents and foreign diplomats (import) and of emigrants (export).
  - b. Parcels dispatched by mail (in recompense or as gifts).
  - c. Ships and aircraft are included in import and export data whether they have passed through Customs or not. Imports include ships purchased from abroad by Israeli companies and sailing under Israeli flag or a foreign flag. It should be noted that ships and aircraft do not undergo the procedure of passing through Customs.

Exports include ships and aircraft, which were produced in Israel and those, which were previously purchased and later resold abroad in the reporting period.
  - d. Products for exhibitions and fairs are, in principle, included in foreign trade data only if they were sold or given away free of charge. Returns from exhibitions are not included in foreign trade but there are difficulties in identifying these flows.
  - e. Equipment imported or exported on a lease basis (e.g., electronic computers and other data processing equipment).
  - f. Gold and silver (non-monetary), both in processed or partly processed form, scrap and remnants intended for industry, smelting or medical use.

---

<sup>1</sup> United Nations, *International Trade Statistics Concepts and Definitions*, Statistical Papers, Series M, No. 52/ Rev. 2, 1998.

- g. Fuel and food supplied to foreign ships and aircraft in Israeli ports are included in export since 1969, even though they did not pass through Customs.

#### 4. Special transactions and commodities not included in foreign trade statistics:

- a. Commodities imported or exported for a limited period of time and returned without having undergone any processing, e.g. personal effects of tourists (including cars); goods intended for exhibitions, fairs, displays, etc.; commodities intended for temporary storage only; equipment sent to perform contract work and returned after use.
- b. Effects purchased by tourists in Israel or by Israelis abroad. An estimate of the value of these purchases is included in the account of services in the Balance of Payments. In cases where duty has been charged on goods purchased by Israeli tourists, the goods were included in total imports.
- c. Engines and parts of aircraft sent by local airlines to their branches or representatives abroad for replacement or repairs and those sent to Israel from branches abroad for repairs or replacement.
- d. Fish caught by Israeli fishing vessels.
- e. Monetary gold, securities and legal tender (notes and coins) or currency about to be made legal tender (local currency notes printed abroad are recorded according to the value of the printers and not according to face value).
- f. Fuel and food supplied to Israeli ships and aircraft in foreign ports (recorded in Balance of Payments as services).
- g. Ballast and dunnage supplied to foreign ships in Israeli ports and to Israeli ships in foreign ports.
- h. Imported military equipment and weapons (estimated value is included in the commodities account in the Balance of Payments). The flow is not included in the import of goods because it does not undergo the usual procedure of passing through customs.

#### 5. The trade with the Palestinian Authority

The trade data do not include the transactions with residents of the Palestinian Authority. The data also do not include the value of the import and export commodities, which were released by the Israeli customs and belong to residents of the Palestinian Authority. Data on trade with Palestinian Authority is published within the Balance of Payment.

#### Classification of Commodities

1. The classification, according to which foreign trade statistics are processed and published, is the classification that serves the customs<sup>2</sup> in handling the import and export shipments. Import data are classified according to the details in the customs tariff<sup>3</sup> and export data - according to the "Classification of Export Commodities"<sup>4</sup>.

As of January 1<sup>st</sup> 1988, the customs' classification of commodities, which serves the customs and statistical data processing, was based on a new international nomenclature, which was prepared by the Customs Cooperation Council – "The Harmonized Commodity and Coding System" (H.S.)<sup>5</sup>. This nomenclature replaces the Nomenclature "Classification of Goods in Customs Tariff" of which the first version was introduced at 1962 named "Brussels' Tariff Nomenclature" (B.T.N.) and the last version was the C.C.C.N. – "Customs Cooperation Council Nomenclature". In the special Supplement to Quarterly No. 4, 1988, details are presented on the new nomenclature, its aims, structure, and its principles of classification.

2. **S.I.T.C.**<sup>6</sup>

Import and export data are also classified according to the U.N<sup>7</sup>. Standard International Trade Classification, in which goods are classified in groups that are better suited for statistical presentation. This classification is obtained

---

<sup>2</sup> <http://www.mof.gov.il/customs/taarif.htm>

<sup>3</sup> *Customs Tariff and Exemption Ordinance for 2002*, edited according to H.S. - 2002, Kovetz Hatakanot No. 1295, 1 January 2002.

<sup>4</sup> The Ministry of Industry and Trade, The Customs Authority *Classification of Export Commodities Edited* according to H.S.- 1988, *Customs and Excise Dept.*, No. 511, 1 January 1988, updated for 1992.

<sup>5</sup> [http://europa.eu.int/comm/eurostat/ramon/nomenclatures/index.cfm?TargetUrl=LST\\_NOM](http://europa.eu.int/comm/eurostat/ramon/nomenclatures/index.cfm?TargetUrl=LST_NOM)

<sup>6</sup> United Nations, *Standard International Trade Classification, Revision III*, Statistical Papers, Series M, No. 34, New York 1986.

by a special sorting of details in the customs classification and their concentration in groups according to the structure of the classification. More details on the S.I.T.C. and its last version are presented in the Supplement to the Foreign Trade Quarterly No. 1, 1988.

### 3. Classification by Economic Branches

Export data is presented by branch of origin, meaning: the classification was done by the economic branch to which the product pertains by character. The division of the products into branches was done based on the description of the goods in the goods classification and not based on the exporter's branch. The definition of the branches is based on the classification of economic branches prepared by the Central Bureau of Statistics.

Starting with Quarterly No.1, 1995, data are published on export goods classified by new branch (origin)<sup>8</sup>. Until this Quarterly export goods were classified according to the "Standard Industrial Classification of All Economic Branches 1970" (Technical Publication No. 46).

Starting with Monthly No.8, 2003, data on export goods are published classified by new branch (origin)<sup>9</sup>.

Export data classified by new branch can be obtained from the Bureau's database starting 1988.

### 4. Classification by Economic destination.

This classification, according to which data on imports are presented, divides the items by three uses: consumer goods, raw materials for production and investment goods. Each use is sub-divided into secondary groups. In certain cases when a product is intended for more than one use, this product's import value is divided into the appropriate uses (e.g. passenger cars are both consumer goods and investment goods; sugar functions as consumer goods as well as a raw material).

In this classification the division of imports is into primary uses of the goods, i.e. the first use made of them: consumption, as raw materials - for production, or investment. Unprocessed and partly processed goods and components for assembling machinery and automobiles are classified as "raw materials". Spare parts, tools and accessories for additional use are also included under "raw materials". The classification by economic use is based on "Survey of Import Destination" which is conducted once in several years by the Central Bureau of Statistics.

The Classification of Import Commodities, by economic destination was updated in the No.3, 1993 Quarterly, as based on the Import Destinations Survey 1988. The results of that survey were published in Special Publication No. 952<sup>10</sup>. Until the said quarterly, commodities were classified according to the 1982/83 survey, and henceforward they are classified according to the 1988 survey. The results of that survey were published in Special Publication No. 787<sup>11</sup>.

### 5. Classification by Technological Intensity.

In 1997, the OECD presented a technology classification for the Manufacturing Industries, divided into four main groups: High Technology Industries, Medium-high Technology Industries, Medium-low Technology Industry, and Low Technology Industry.

The classification is based on industry rank evaluation of two technology intensity indicators: (1) R&D expenditures divided by value added; (2) R&D expenditures divided by production. High score Branches in the 1<sup>st</sup> indicator show higher use of both, advanced equipment and advanced technology. There is also high link between production and usage of advanced technology.

Israel adopted the OECD<sup>12</sup> classification with two exceptions:

- Branch "Equipment for control & supervision" is included in "High-technology Industries". In the OECD it is included in "Medium-high-technology Industries".

---

<sup>7</sup> <http://unstats.un.org/unsd/cr/registry/regcst.asp?Cl=14>

<sup>8</sup> Central Bureau of Statistics, *The Standard Classification of All Economic Activities 1993*, Technical Publication No.63, Jerusalem 1993.

<sup>9</sup> Central Bureau of Statistics, *The Standard Classification of All Economic Activities 1993*, Technical Publication No. 63, Second Edition, Jerusalem 2003.

<sup>10</sup> Central Bureau of Statistics, Import Destination Survey 1988, Special Series No. 952.

<sup>11</sup> Central Bureau of Statistics, Import Destination Survey 1982/83, Special Series No. 787.

<sup>12</sup> *Classification of Manufacturing Industries Based on Technology*, OECD Science, Technology and Industry Scoreboard, Towards a Knowledge-base Economy, Science and Innovation, OECD 2001, Annex I, pp.137-140.

- Branch "Petroleum & its products" is included in "Chemicals & refining petroleum" in "Medium-high-technology Industries". In the OECD it is included in "Medium-low-technology Industries".

List of Manufacturing Industries included in each of the four main groups of the Classification by Technological Intensity:

- **High technology Industries** include electronic industries, equipment for control & supervision, office & computing equipment, aircrafts and pharmaceutical products.
- **Medium-high technology industries** include refining petroleum industries, chemicals (excluding pharmaceutical products), machinery, electronic equipment & electrical motors, motor vehicles and transport equipment (excluding aircraft industry).
- **Medium-low technology industries** include mining & quarrying industries, rubber & plastic products, iron & steel foundries, metal product, non-metallic mineral product and jewellery, goldsmith & silversmith.
- **Low technology industries** include food products, beverages & tobacco, textile, wearing apparel & leather, paper, printing & paper products, and wood & furniture.

## 6. Fuels

Data on import of fuels include crude oil and petroleum products such as residual fuel oil, gasoline and coal and its by-products.

### The Value of Commodities

1. **The value of imports** is determined by the importers' report to Customs being based on the value of the transaction as defined in the Treaty of Brussels on the Evaluation of Goods for Customs Purposes (1950). The value of the transaction represents the value for which the goods were sold supplemented by expenditure on transportation and insurance as far as the border of the importing country, including costs of unloading at the exporting port. This definition of the value of the transaction in imports corresponds to the value of the goods according to C.I.F. (Cost, Insurance, Freight).

In most of the cases, the value for Customs purposes includes an imputation of local costs - wharfage and portage fees.

Import taxes and other taxes levied on imported goods are not included in the value for Customs purposes.

In the event of import of products unaccompanied by monetary recompense, where difficulty exists in determining the value of the transaction (as in the case of gifts), the value is determined by an estimate based on market price. So, for example, the cost of import of gifts for museums is based on the valuation of an insurance assessor.

If imported commodities are freed against a deposit, the import is recorded according to the date of release against the deposit until the final settlement of the account. The amendment of this import is recorded with final settlement, which is also dated according to the actual release of the goods (in other words an amendment of the value of the import will take place after several months).

2. **Import** data are recorded in the import entry forms in the currency of the transaction and are calculated in Israeli Shekels, according to the exchange rate on the date they are freed by customs and are converted into U.S. dollars too. The exchange rates for these purposes are the exchange rates for customs purposes on the date of the presentation of the entry forms. In the publications on Foreign Trade, the values of imports and exports are presented in U.S. dollars.

Since the floating of the Israeli Pound in October 1977, the rates of exchange between major foreign currencies and the Pound or the Shekel are determined for customs according to the rate dictated by the customs authorities on the basis of data provided by the Bank of Israel. To the extent that exchange rates fluctuate more than 2 percent in the daily rate of any currency, as fixed by the Bank of Israel, so the rates for customs purposes may be changed even in the middle of the week

December 1980 and October 1985 changes were introduced concerning Israeli currency: December 1980 the prevailing currency, the Lira, was changed to shekel. The exchange rate was 10 Lira was equivalent to 1 Shekel. October 1985 the Shekel was changed into New Shekel. The exchange rate was 1,000 Shekels were equivalent to 1 New Shekel.

3. **The Value of exports** data are recorded according to F.O.B. (free on board) transaction values before discounts and commissions are paid to foreign factors.
4. **Export** data are recorded in the export entry forms in Israeli Shekels and in the currency in which the transaction is made. The conversion into U.S. dollars is carried out in the monthly summaries, according to the rate on the day the transaction was registered at customs.

#### **Data Sources**

1. The main sources for imports and exports data are the forms submitted to the customs authorities by importers and exporters (import and export entry forms).
2. In certain cases the sources are administrative summaries prepared by institutions, which supervise the foreign trade of groups of products, such as aircraft and ships.

An important portion of the fresh agriculture exports is carried out by the consignment method.

Diamond imports are recorded until 31 December 1982 according to administrative summaries and since 1 January 1983 - according to the system of all imports. The change in the recording system was applied on 1 October 1982.

Imports and exports of ships and aircraft are recorded according to data obtained from the Ministry of Transport and airlines and shipping companies.

#### **Seasonally Adjusted Data**

Several data series are presented Seasonally Adjusted.<sup>13</sup>

Beginning January 2005 the data analysis is done by means of the improved computer program X12-ARIMA/2000, replacing X12-ARIMA/2000 used before. This analysis is based on moving averages which calculates the seasonal factors-S for each month. These factors may change by use of supplemented or updated data.

Seasonally adjusted data include prior adjustment factors for trading days and festivals dates (P) that were calculated simultaneously by a new method, which was developed by the Central Bureau of Statistics.

Seasonal adjustments cannot be deducted from all the series and therefore some of the intermediate sums also include series for which no seasonal adjustments were found. New classification of trade data by branch of origin enables expansion of seasonally adjusted data series. Starting 'Foreign Trade Quarterly' No. 1, 1995, 8 new export series and 5 additional import series are published. Monthly data for 1988 and onward can be obtained from the Bureau's database for each basic series and for series totals.

---

<sup>13</sup> Central Bureau of Statistics, 'Seasonal and Prior Adjustment Factors for 2008, Trends for 2004-2008' (Internet only, at the Central Bureau of Statistics site: Classification and Methods, Statistical Methods, Time Series).  
<http://www.cbs.gov.il/publications/tseries/seasonal08/presentationh08.pdf>

Table A 1. - Foreign Trade Balance, Net <sup>(1)</sup>

לוח א 1. - מאזן סחר חוץ, נטו <sup>(1)</sup>

Million \$

מיליוני דולרים

| היצוא,<br>כ-% מהיבוא,<br><br>ללא אניות,<br>מטוסים<br>ויהלומים           | גירעון מסחרי<br>Trade deficit                         |                                          |                       | יצוא<br>Exports                                   |                       | יבוא<br>Imports                                       |                                          |                       |                |
|-------------------------------------------------------------------------|-------------------------------------------------------|------------------------------------------|-----------------------|---------------------------------------------------|-----------------------|-------------------------------------------------------|------------------------------------------|-----------------------|----------------|
|                                                                         | ללא אניות,<br>מטוסים,<br>יהלומים<br>וחומרי אנרגיה     | ללא אניות,<br>מטוסים,<br>יהלומים         | סך הכל <sup>(2)</sup> | מזה:<br>ללא אניות,<br>מטוסים,<br>יהלומים          | סך הכל <sup>(2)</sup> | Thereof:                                              |                                          | סך הכל <sup>(2)</sup> |                |
|                                                                         |                                                       |                                          |                       |                                                   |                       | ללא אניות,<br>מטוסים,<br>יהלומים<br>וחומרי אנרגיה     | ללא אניות,<br>מטוסים,<br>יהלומים         |                       |                |
| Exports, as<br>% of imports<br>excl. ships,<br>aircraft and<br>diamonds | Excl.<br>ships,<br>aircraft,<br>diamonds<br>and fuels | Excl.<br>ships,<br>aircraft,<br>diamonds | Total <sup>(2)</sup>  | Thereof:<br>excl. ships,<br>aircraft,<br>diamonds | Total <sup>(2)</sup>  | Excl.<br>ships,<br>aircraft,<br>diamonds<br>and fuels | Excl.<br>ships,<br>aircraft,<br>diamonds | Total <sup>(2)</sup>  |                |
| <b>Original data</b>                                                    |                                                       |                                          |                       |                                                   |                       |                                                       |                                          |                       |                |
|                                                                         | <b>נתונים מקוריים</b>                                 |                                          |                       |                                                   |                       |                                                       |                                          |                       |                |
| 77.1                                                                    | 1,561.3                                               | 10,496.7                                 | 10,188.7              | 35,426.4                                          | 45,916.5              | 36,987.7                                              | 45,923.1                                 | 56,105.2              | 2007           |
| 75.0                                                                    | 1,046.2                                               | 13,893.9                                 | 13,210.7              | 41,670.9                                          | 51,320.7              | 42,717.1                                              | 55,564.8                                 | 64,531.4              | 2008           |
| -2.8                                                                    | -33.0                                                 | 32.4                                     | 29.7                  | 17.6                                              | 11.8                  | 15.5                                                  | 21.0                                     | 15.0                  | שינוי % change |
| 73.5                                                                    | 649.4                                                 | 6,193.4                                  | 5,037.1               | 17,209.3                                          | 22,488.3              | 17,858.7                                              | 23,402.7                                 | 27,525.4              | I - V 2008     |
| 82.8                                                                    | -227.3                                                | 2,700.7                                  | 1,898.5               | 12,981.1                                          | 15,258.4              | 12,753.8                                              | 15,681.8                                 | 17,156.9              | I - V 2009     |
|                                                                         | -103.7                                                | 1,302.4                                  | 811.0                 | 3,573.1                                           | 4,970.2               | 3,469.4                                               | 4,875.5                                  | 5,781.2               | V 2008         |
|                                                                         | -555.3                                                | 631.6                                    | 1,003.6               | 4,222.2                                           | 4,906.6               | 3,666.9                                               | 4,853.8                                  | 5,910.2               | VI             |
|                                                                         | 178.7                                                 | 1,545.5                                  | 1,312.7               | 3,888.1                                           | 5,033.9               | 4,066.8                                               | 5,433.6                                  | 6,346.6               | VII            |
|                                                                         | 123.4                                                 | 1,541.1                                  | 1,734.9               | 3,495.8                                           | 3,990.1               | 3,619.2                                               | 5,036.9                                  | 5,725.0               | VIII           |
|                                                                         | -136.3                                                | 1,000.9                                  | 829.0                 | 3,591.9                                           | 4,528.1               | 3,455.6                                               | 4,592.8                                  | 5,357.1               | IX             |
|                                                                         | 643.8                                                 | 1,613.7                                  | 1,609.2               | 2,757.3                                           | 3,235.4               | 3,401.1                                               | 4,371.0                                  | 4,844.6               | X              |
|                                                                         | 215.0                                                 | 933.2                                    | 897.1                 | 3,296.4                                           | 3,760.9               | 3,511.4                                               | 4,229.6                                  | 4,658.0               | XI             |
|                                                                         | -72.5                                                 | 434.5                                    | 787.1                 | 3,209.9                                           | 3,377.4               | 3,137.4                                               | 3,644.4                                  | 4,164.5               | XII            |
|                                                                         | 3.3                                                   | 645.2                                    | 383.2                 | 2,622.7                                           | 3,029.2               | 2,626.0                                               | 3,267.9                                  | 3,412.4               | I 2009         |
|                                                                         | 139.9                                                 | 652.1                                    | 510.8                 | 2,404.6                                           | 2,798.0               | 2,544.5                                               | 3,056.7                                  | 3,308.8               | II             |
|                                                                         | -106.3                                                | 474.6                                    | 352.6                 | 2,948.2                                           | 3,413.7               | 2,841.9                                               | 3,422.8                                  | 3,766.3               | III            |
|                                                                         | -56.1                                                 | 559.3                                    | 533.9                 | 2,324.1                                           | 2,702.2               | 2,268.0                                               | 2,883.4                                  | 3,236.1               | IV             |
|                                                                         | -208.1                                                | 369.5                                    | 118.0                 | 2,681.5                                           | 3,315.3               | 2,473.4                                               | 3,051.0                                  | 3,433.3               | V              |
| <b>Seasonally adjusted data</b>                                         |                                                       |                                          |                       |                                                   |                       |                                                       |                                          |                       |                |
|                                                                         | <b>נתונים מונכי עונתיות</b>                           |                                          |                       |                                                   |                       |                                                       |                                          |                       |                |
|                                                                         | מטכה עונתיות<br>S.A.                                  | מטכה עונתיות<br>S.A.                     | מטכה עונתיות<br>S.A.  | מטכה עונתיות<br>S.A.                              | מטכה עונתיות<br>S.A.  | מטכה עונתיות<br>S.A.                                  | מטכה עונתיות<br>S.A.                     | מטכה עונתיות<br>S.A.  |                |
|                                                                         | 61.7                                                  | 1,467.8                                  | 3,415.8               | 3,477.5                                           | 4,883.6               | 4,883.6                                               | 4,883.6                                  | 4,883.6               | V 2008         |
|                                                                         | -124.6                                                | 1,062.3                                  | 3,850.6               | 3,726.0                                           | 4,912.9               | 3,726.0                                               | 4,912.9                                  | 4,912.9               | VI             |
|                                                                         | 119.1                                                 | 1,485.9                                  | 3,786.1               | 3,905.2                                           | 5,272.0               | 3,905.2                                               | 5,272.0                                  | 5,272.0               | VII            |
|                                                                         | 16.5                                                  | 1,434.2                                  | 3,646.5               | 3,663.0                                           | 5,080.7               | 3,663.0                                               | 5,080.7                                  | 5,080.7               | VIII           |
|                                                                         | 212.2                                                 | 1,349.4                                  | 3,446.6               | 3,658.8                                           | 4,796.0               | 3,658.8                                               | 4,796.0                                  | 4,796.0               | IX             |
|                                                                         | 267.5                                                 | 1,237.4                                  | 3,258.8               | 3,526.3                                           | 4,496.2               | 3,526.3                                               | 4,496.2                                  | 4,496.2               | X              |
|                                                                         | 292.8                                                 | 1,011.0                                  | 3,294.2               | 3,587.0                                           | 4,305.2               | 3,587.0                                               | 4,305.2                                  | 4,305.2               | XI             |
|                                                                         | -2.0                                                  | 505.0                                    | 2,962.2               | 2,960.2                                           | 3,467.2               | 2,960.2                                               | 3,467.2                                  | 3,467.2               | XII            |
|                                                                         | 10.4                                                  | 652.3                                    | 2,829.4               | 2,839.8                                           | 3,481.7               | 2,839.8                                               | 3,481.7                                  | 3,481.7               | I 2009         |
|                                                                         | -11.1                                                 | 501.1                                    | 2,721.0               | 2,709.9                                           | 3,222.1               | 2,709.9                                               | 3,222.1                                  | 3,222.1               | II             |
|                                                                         | -99.7                                                 | 481.2                                    | 2,699.9               | 2,600.2                                           | 3,181.1               | 2,600.2                                               | 3,181.1                                  | 3,181.1               | III            |
|                                                                         | 15.4                                                  | 630.8                                    | 2,532.6               | 2,548.0                                           | 3,163.4               | 2,548.0                                               | 3,163.4                                  | 3,163.4               | IV             |
|                                                                         | -111.0                                                | 466.6                                    | 2,522.8               | 2,411.8                                           | 2,989.4               | 2,411.8                                               | 2,989.4                                  | 2,989.4               | V              |
| <b>Trend data</b>                                                       |                                                       |                                          |                       |                                                   |                       |                                                       |                                          |                       |                |
|                                                                         | <b>נתוני מגמה</b>                                     |                                          |                       |                                                   |                       |                                                       |                                          |                       |                |
|                                                                         | 112.2                                                 | 1,518.3                                  | 3,627.0               | 3,739.2                                           | 5,145.3               | 3,739.2                                               | 5,145.3                                  | 5,145.3               | V 2008         |
|                                                                         | 111.7                                                 | 1,298.6                                  | 3,639.2               | 3,750.9                                           | 4,937.8               | 3,750.9                                               | 4,937.8                                  | 4,937.8               | VI             |
|                                                                         | 112.2                                                 | 1,479.0                                  | 3,615.8               | 3,728.0                                           | 5,094.8               | 3,728.0                                               | 5,094.8                                  | 5,094.8               | VII            |
|                                                                         | 114.3                                                 | 1,532.0                                  | 3,552.6               | 3,666.9                                           | 5,084.6               | 3,666.9                                               | 5,084.6                                  | 5,084.6               | VIII           |
|                                                                         | 117.2                                                 | 1,254.4                                  | 3,450.8               | 3,568.0                                           | 4,705.2               | 3,568.0                                               | 4,705.2                                  | 4,705.2               | IX             |
|                                                                         | 117.3                                                 | 1,087.2                                  | 3,319.0               | 3,436.3                                           | 4,406.2               | 3,436.3                                               | 4,406.2                                  | 4,406.2               | X              |
|                                                                         | 110.9                                                 | 829.1                                    | 3,170.2               | 3,281.1                                           | 3,999.3               | 3,281.1                                               | 3,999.3                                  | 3,999.3               | XI             |
|                                                                         | 94.2                                                  | 601.2                                    | 3,019.5               | 3,113.7                                           | 3,620.7               | 3,113.7                                               | 3,620.7                                  | 3,620.7               | XII            |
|                                                                         | 66.3                                                  | 708.2                                    | 2,880.2               | 2,946.5                                           | 3,588.4               | 2,946.5                                               | 3,588.4                                  | 3,588.4               | I 2009         |
|                                                                         | 29.0                                                  | 541.2                                    | 2,762.1               | 2,791.1                                           | 3,303.3               | 2,791.1                                               | 3,303.3                                  | 3,303.3               | II             |
|                                                                         | -13.2                                                 | 567.7                                    | 2,670.9               | 2,657.7                                           | 3,238.6               | 2,657.7                                               | 3,238.6                                  | 3,238.6               | III            |
|                                                                         | -55.3                                                 | 560.1                                    | 2,608.1               | 2,552.8                                           | 3,168.2               | 2,552.8                                               | 3,168.2                                  | 3,168.2               | IV             |
|                                                                         | -92.5                                                 | 485.1                                    | 2,571.1               | 2,478.6                                           | 3,056.2               | 2,478.6                                               | 3,056.2                                  | 3,056.2               | V              |
| <b>Trend data- Percent change <sup>(3)</sup></b>                        |                                                       |                                          |                       |                                                   |                       |                                                       |                                          |                       |                |
|                                                                         | <b>נתוני מגמה - אחוז השינוי <sup>(3)</sup></b>        |                                          |                       |                                                   |                       |                                                       |                                          |                       |                |
|                                                                         |                                                       | -14.5                                    | 0.3                   | 0.3                                               |                       | 0.3                                                   |                                          |                       | VI 2008        |
|                                                                         |                                                       | 13.9                                     | -0.6                  | -0.6                                              |                       | -0.6                                                  |                                          |                       | VII            |
|                                                                         |                                                       | 3.6                                      | -1.7                  | -1.7                                              |                       | -1.6                                                  |                                          |                       | VIII           |
|                                                                         |                                                       | -18.1                                    | -2.9                  | -2.7                                              |                       | -2.7                                                  |                                          |                       | IX             |
|                                                                         |                                                       | -13.3                                    | -3.8                  | -3.7                                              |                       | -3.7                                                  |                                          |                       | X              |
|                                                                         |                                                       | -23.7                                    | -4.5                  | -4.5                                              |                       | -4.5                                                  |                                          |                       | XI             |
|                                                                         |                                                       | -27.5                                    | -4.8                  | -5.1                                              |                       | -5.1                                                  |                                          |                       | XII            |
|                                                                         |                                                       | 17.8                                     | -4.6                  | -5.4                                              |                       | -5.4                                                  |                                          |                       | I 2009         |
|                                                                         |                                                       | -23.6                                    | -4.1                  | -5.3                                              |                       | -5.3                                                  |                                          |                       | II             |
|                                                                         |                                                       | 4.9                                      | -3.3                  | -4.8                                              |                       | -4.8                                                  |                                          |                       | III            |
|                                                                         |                                                       | -1.3                                     | -2.4                  | -3.9                                              |                       | -3.9                                                  |                                          |                       | IV             |
|                                                                         |                                                       | -13.4                                    | -1.4                  | -2.9                                              |                       | -2.9                                                  |                                          |                       | V              |

(1) Net equals gross total less goods returned to the suppliers.

(2) No seasonal effect was found in these series.

(3) Percent change on previous period.

(1) הנטו שווה לברוטו בניכוי החזרות טובין לספקים.

(2) בסדרות אלה לא נמצאה השפעה עונתית.

(3) השינוי באחוזים, כל תקופה לעומת קודמתה.



Table A 3. - Foreign Trade Balance -  
Exports, by Commodity Group (Net)

לוח א 3. - מאזן סחר חוץ -  
יצוא, לפי קבוצת סחורות (נטו)

| Million \$                                    |                                              | מיליוני דולרים        |                       |                         |                                   |                       |                                                                                              |                       |            |
|-----------------------------------------------|----------------------------------------------|-----------------------|-----------------------|-------------------------|-----------------------------------|-----------------------|----------------------------------------------------------------------------------------------|-----------------------|------------|
| החזרות<br>(-) יצוא (-)                        | אניות<br>ומטוסים<br>משומשים <sup>(1)</sup>   | יהלומים<br>Diamonds   |                       | אחר <sup>(1)(3)</sup>   | תעשיית <sup>(2)</sup>             | חקלאי                 | סך הכל<br>ללא אניות,<br>מטוסים ויהלומים<br>Total<br>excl. ships,<br>aircraft and<br>diamonds | סך הכל <sup>(1)</sup> |            |
|                                               |                                              | גולמיים<br>Rough      | מלוטשים<br>Polished   |                         |                                   |                       |                                                                                              |                       |            |
| Returned<br>exports (-)                       | Used<br>ships and<br>aircraft <sup>(1)</sup> |                       |                       | Other <sup>(1)(3)</sup> | Manufac-<br>turing <sup>(2)</sup> | Agricultural          |                                                                                              | Total <sup>(1)</sup>  |            |
| <b>נתונים מקוריים</b>                         |                                              |                       |                       |                         |                                   |                       |                                                                                              |                       |            |
| 247.0                                         | 0.0                                          | 3,373.2               | 7,116.9               | 71.8                    | 34,028.6                          | 1,326.0               | 35,426.4                                                                                     | 45,916.5              | 2007       |
| 238.0                                         | 32.4                                         | 3,318.2               | 6,299.2               | 48.7                    | 40,396.4                          | 1,225.8               | 41,670.9                                                                                     | 51,320.7              | 2008       |
| -3.6                                          |                                              | -1.6                  | -11.5                 | -32.2                   | 18.7                              | -7.6                  | 17.6                                                                                         | 11.8                  | שינוי %    |
| 106.0                                         | 0.0                                          | 1,733.8               | 3,545.2               | 28.5                    | 16,512.4                          | 668.4                 | 17,209.3                                                                                     | 22,488.3              | I - V 2008 |
| 53.8                                          | 0.0                                          | 606.0                 | 1,671.3               | 2.6                     | 12,297.6                          | 680.9                 | 12,981.1                                                                                     | 15,258.4              | I - V 2009 |
| 20.0                                          | 0.0                                          | 372.7                 | 1,024.4               | 6.4                     | 3,472.5                           | 94.2                  | 3,573.1                                                                                      | 4,970.2               | V 2008     |
| 21.0                                          | 0.0                                          | 442.6                 | 241.8                 | 5.7                     | 4,128.1                           | 88.4                  | 4,222.2                                                                                      | 4,906.6               | VI         |
| 20.0                                          | 0.0                                          | 311.8                 | 834.0                 | 2.1                     | 3,815.4                           | 70.6                  | 3,888.1                                                                                      | 5,033.9               | VII        |
| 20.0                                          | 8.9                                          | 276.9                 | 208.5                 | 0.1                     | 3,442.5                           | 53.2                  | 3,495.8                                                                                      | 3,990.1               | VIII       |
| 18.0                                          | 6.4                                          | 255.6                 | 674.2                 | 11.4                    | 3,519.8                           | 60.7                  | 3,591.9                                                                                      | 4,528.1               | IX         |
| 18.0                                          | 7.3                                          | 143.8                 | 327.0                 | 0.3                     | 2,686.8                           | 70.2                  | 2,757.3                                                                                      | 3,235.4               | X          |
| 20.0                                          | 7.5                                          | 105.4                 | 351.6                 | 0.2                     | 3,205.9                           | 90.3                  | 3,296.4                                                                                      | 3,760.9               | XI         |
| 15.0                                          | 2.3                                          | 48.3                  | 116.9                 | 0.4                     | 3,085.5                           | 124.0                 | 3,209.9                                                                                      | 3,377.4               | XII        |
| 6.0                                           | 0.0                                          | 99.8                  | 306.7                 | 0.0                     | 2,461.9                           | 160.8                 | 2,622.7                                                                                      | 3,029.2               | I 2009     |
| 12.8                                          | 0.0                                          | 81.0                  | 312.4                 | 1.2                     | 2,256.4                           | 147.0                 | 2,404.6                                                                                      | 2,798.0               | II         |
| 10.0                                          | 0.0                                          | 146.2                 | 319.3                 | 0.9                     | 2,791.6                           | 155.7                 | 2,948.2                                                                                      | 3,413.7               | III        |
| 10.0                                          | 0.0                                          | 108.3                 | 269.8                 | 0.1                     | 2,220.7                           | 103.3                 | 2,324.1                                                                                      | 2,702.2               | IV         |
| 15.0                                          | 0.0                                          | 170.7                 | 463.1                 | 0.4                     | 2,567.0                           | 114.1                 | 2,681.5                                                                                      | 3,315.3               | V          |
| <b>נתונים מנוכחי עונתיות</b>                  |                                              |                       |                       |                         |                                   |                       |                                                                                              |                       |            |
|                                               |                                              | מנוכה עונתיות<br>S.A. | מנוכה עונתיות<br>S.A. | מנוכה עונתיות<br>S.A.   | מנוכה עונתיות<br>S.A.             | מנוכה עונתיות<br>S.A. | מנוכה עונתיות<br>S.A.                                                                        |                       |            |
|                                               |                                              | 317.7                 | 646.7                 | 3,316.4                 | 93.0                              | 3,415.8               |                                                                                              |                       | V 2008     |
|                                               |                                              | 372.1                 | 397.0                 | 3,725.6                 | 119.3                             | 3,850.6               |                                                                                              |                       | VI         |
|                                               |                                              | 353.1                 | 695.5                 | 3,650.5                 | 133.5                             | 3,786.1               |                                                                                              |                       | VII        |
|                                               |                                              | 290.9                 | 335.6                 | 3,534.2                 | 112.2                             | 3,646.5               |                                                                                              |                       | VIII       |
|                                               |                                              | 242.9                 | 543.6                 | 3,337.2                 | 98.0                              | 3,446.6               |                                                                                              |                       | IX         |
|                                               |                                              | 171.2                 | 371.3                 | 3,161.7                 | 96.8                              | 3,258.8               |                                                                                              |                       | X          |
|                                               |                                              | 103.9                 | 298.8                 | 3,193.9                 | 100.1                             | 3,294.2               |                                                                                              |                       | XI         |
|                                               |                                              | 69.0                  | 207.8                 | 2,862.6                 | 99.2                              | 2,962.2               |                                                                                              |                       | XII        |
|                                               |                                              | 101.4                 | 271.8                 | 2,724.2                 | 105.1                             | 2,829.4               |                                                                                              |                       | I 2009     |
|                                               |                                              | 76.3                  | 276.7                 | 2,619.8                 | 100.0                             | 2,721.0               |                                                                                              |                       | II         |
|                                               |                                              | 116.1                 | 301.8                 | 2,599.2                 | 99.8                              | 2,699.9               |                                                                                              |                       | III        |
|                                               |                                              | 133.7                 | 390.1                 | 2,434.8                 | 97.6                              | 2,532.6               |                                                                                              |                       | IV         |
|                                               |                                              | 139.6                 | 311.4                 | 2,409.8                 | 112.6                             | 2,522.8               |                                                                                              |                       | V          |
| <b>נתוני מגמה</b>                             |                                              |                       |                       |                         |                                   |                       |                                                                                              |                       |            |
|                                               |                                              |                       |                       |                         |                                   |                       |                                                                                              |                       |            |
|                                               |                                              | 342.3                 | 592.4                 | 3,516.1                 | 104.5                             | 3,627.0               |                                                                                              |                       | V 2008     |
|                                               |                                              | 328.6                 | 560.9                 | 3,528.4                 | 105.3                             | 3,639.2               |                                                                                              |                       | VI         |
|                                               |                                              | 306.3                 | 520.0                 | 3,505.7                 | 105.6                             | 3,615.8               |                                                                                              |                       | VII        |
|                                               |                                              | 275.7                 | 472.4                 | 3,443.9                 | 105.2                             | 3,552.6               |                                                                                              |                       | VIII       |
|                                               |                                              | 239.3                 | 422.4                 | 3,344.5                 | 104.1                             | 3,450.8               |                                                                                              |                       | IX         |
|                                               |                                              | 201.2                 | 375.3                 | 3,215.3                 | 102.5                             | 3,319.0               |                                                                                              |                       | X          |
|                                               |                                              | 166.3                 | 335.9                 | 3,069.0                 | 101.0                             | 3,170.2               |                                                                                              |                       | XI         |
|                                               |                                              | 139.0                 | 307.5                 | 2,919.6                 | 100.0                             | 3,019.5               |                                                                                              |                       | XII        |
|                                               |                                              | 121.6                 | 290.8                 | 2,780.8                 | 99.9                              | 2,880.2               |                                                                                              |                       | I 2009     |
|                                               |                                              | 114.3                 | 284.8                 | 2,662.6                 | 100.6                             | 2,762.1               |                                                                                              |                       | II         |
|                                               |                                              | 114.9                 | 286.5                 | 2,571.1                 | 102.1                             | 2,670.9               |                                                                                              |                       | III        |
|                                               |                                              | 120.6                 | 292.5                 | 2,507.9                 | 104.0                             | 2,608.1               |                                                                                              |                       | IV         |
|                                               |                                              | 127.9                 | 299.6                 | 2,470.2                 | 105.8                             | 2,571.1               |                                                                                              |                       | V          |
| <b>נתוני מגמה - אחוז השינוי<sup>(4)</sup></b> |                                              |                       |                       |                         |                                   |                       |                                                                                              |                       |            |
|                                               |                                              |                       |                       |                         |                                   |                       |                                                                                              |                       |            |
|                                               |                                              | -4.0                  | -5.3                  | 0.3                     | 0.8                               | 0.3                   |                                                                                              |                       | VI 2008    |
|                                               |                                              | -6.8                  | -7.3                  | -0.6                    | 0.3                               | -0.6                  |                                                                                              |                       | VII        |
|                                               |                                              | -10.0                 | -9.2                  | -1.8                    | -0.4                              | -1.7                  |                                                                                              |                       | VIII       |
|                                               |                                              | -13.2                 | -10.6                 | -2.9                    | -1.0                              | -2.9                  |                                                                                              |                       | IX         |
|                                               |                                              | -15.9                 | -11.2                 | -3.9                    | -1.5                              | -3.8                  |                                                                                              |                       | X          |
|                                               |                                              | -17.3                 | -10.5                 | -4.6                    | -1.5                              | -4.5                  |                                                                                              |                       | XI         |
|                                               |                                              | -16.4                 | -8.5                  | -4.9                    | -1.0                              | -4.8                  |                                                                                              |                       | XII        |
|                                               |                                              | -12.5                 | -5.4                  | -4.8                    | -0.1                              | -4.6                  |                                                                                              |                       | I 2009     |
|                                               |                                              | -6.0                  | -2.1                  | -4.3                    | 0.7                               | -4.1                  |                                                                                              |                       | II         |
|                                               |                                              | 0.5                   | 0.6                   | -3.4                    | 1.5                               | -3.3                  |                                                                                              |                       | III        |
|                                               |                                              | 5.0                   | 2.1                   | -2.5                    | 1.9                               | -2.4                  |                                                                                              |                       | IV         |
|                                               |                                              | 6.1                   | 2.4                   | -1.5                    | 1.7                               | -1.4                  |                                                                                              |                       | V          |

(1) No seasonal effect was found in these series.

(2) Excluding polished diamonds.

(3) Excluding rough diamonds, used ships and aircraft.

(4) Percent change on previous period.

(1) בסדרות אלה לא נמצאה השפעה עונתית.

(2) ללא יהלומים מלוטשים.

(3) ללא יהלומים גולמיים, אניות ומטוסים משומשים.

(4) השינוי באחוזים, כל תקופה לעומת קודמתה.

Table B 1. - Imports of Consumer Goods, by Commodity Group

לוח ב 1. - יבוא מוצרי צריכה, לפי קבוצת סחורות

| Million \$                                      |                                   |                                                               |                 |                                          |                               |                                       |                                    |                     |                 | מיליוני דולרים                                |                   |
|-------------------------------------------------|-----------------------------------|---------------------------------------------------------------|-----------------|------------------------------------------|-------------------------------|---------------------------------------|------------------------------------|---------------------|-----------------|-----------------------------------------------|-------------------|
| מוצרים בני קיימא<br>Durable goods               |                                   |                                                               |                 | מוצרים לצריכה שוטפת<br>Non-durable goods |                               |                                       |                                    |                     |                 | סך כולל<br>Grand total                        |                   |
| אחר<br>Other                                    | כלי תחבורה<br>Transport equipment | ריהוט ומוצרי ששל ביתיים<br>Furniture and electrical equipment | סך הכל<br>Total | אחר<br>Other                             | כלי בית<br>Household utensils | הלבשה והנעלה<br>Clothing and footwear | מזון ומשקאות<br>Food and beverages | תרופות<br>Medicines | סך הכל<br>Total |                                               |                   |
| <b>Original data</b>                            |                                   |                                                               |                 |                                          |                               |                                       |                                    |                     |                 | <b>נתונים מקוריים</b>                         |                   |
| 233.6                                           | 910.7                             | 1,697.9                                                       | 2,842.2         | 549.0                                    | 455.1                         | 1,188.0                               | 1,444.3                            | 373.3               | 4,009.7         | 6,851.9                                       | 2007              |
| 254.0                                           | 987.9                             | 1,947.3                                                       | 3,189.2         | 766.2                                    | 531.9                         | 1,401.7                               | 1,897.5                            | 453.3               | 5,050.6         | 8,239.8                                       | 2008              |
| 8.7                                             | 8.5                               | 14.7                                                          | 12.2            | 39.6                                     | 16.9                          | 18.0                                  | 31.4                               | 21.4                | 26.0            | 20.3                                          | שינוי %<br>change |
| 104.5                                           | 494.6                             | 830.6                                                         | 1,429.7         | 311.6                                    | 224.0                         | 577.0                                 | 745.7                              | 182.9               | 2,041.2         | 3,470.9                                       | I - V<br>2009     |
| 82.9                                            | 316.7                             | 718.6                                                         | 1,118.2         | 275.0                                    | 185.9                         | 526.7                                 | 690.3                              | 175.2               | 1,853.1         | 2,971.3                                       | I - V<br>2008     |
| 20.1                                            | 90.8                              | 134.9                                                         | 245.8           | 62.9                                     | 36.0                          | 89.9                                  | 127.5                              | 35.4                | 351.7           | 597.5                                         | V                 |
| 25.4                                            | 105.8                             | 150.1                                                         | 281.3           | 67.2                                     | 41.2                          | 79.3                                  | 122.6                              | 45.5                | 355.8           | 637.1                                         | VI                |
| 25.5                                            | 111.4                             | 170.9                                                         | 307.8           | 78.1                                     | 47.2                          | 119.1                                 | 159.7                              | 40.3                | 444.4           | 752.2                                         | VII               |
| 21.1                                            | 70.6                              | 165.6                                                         | 257.3           | 64.3                                     | 47.5                          | 146.5                                 | 167.1                              | 42.8                | 468.2           | 725.5                                         | VIII              |
| 24.5                                            | 61.6                              | 164.8                                                         | 250.9           | 58.7                                     | 39.6                          | 170.8                                 | 177.3                              | 34.5                | 480.9           | 731.8                                         | IX                |
| 15.1                                            | 49.5                              | 156.1                                                         | 220.7           | 57.7                                     | 46.0                          | 133.0                                 | 162.7                              | 33.8                | 433.2           | 653.9                                         | X                 |
| 21.1                                            | 56.7                              | 149.2                                                         | 227.0           | 65.6                                     | 41.7                          | 101.9                                 | 191.2                              | 39.2                | 439.6           | 666.6                                         | XI                |
| 16.8                                            | 37.7                              | 160.0                                                         | 214.5           | 63.0                                     | 44.7                          | 74.1                                  | 171.2                              | 34.3                | 387.3           | 601.8                                         | XII               |
| 14.1                                            | 60.8                              | 134.9                                                         | 209.8           | 56.7                                     | 38.3                          | 101.1                                 | 146.1                              | 39.8                | 382.0           | 591.8                                         | I<br>2009         |
| 15.0                                            | 68.9                              | 132.2                                                         | 216.1           | 55.2                                     | 44.3                          | 134.3                                 | 134.3                              | 35.2                | 403.2           | 619.3                                         | II                |
| 22.0                                            | 73.2                              | 176.0                                                         | 271.2           | 61.9                                     | 40.7                          | 129.0                                 | 158.3                              | 35.0                | 424.9           | 696.1                                         | III               |
| 12.2                                            | 47.2                              | 141.6                                                         | 201.0           | 49.0                                     | 30.4                          | 87.3                                  | 128.2                              | 28.3                | 323.2           | 524.2                                         | IV                |
| 19.6                                            | 66.6                              | 133.9                                                         | 220.1           | 52.2                                     | 32.2                          | 75.0                                  | 123.5                              | 36.9                | 319.8           | 539.9                                         | V                 |
| <b>Seasonally adjusted data</b>                 |                                   |                                                               |                 |                                          |                               |                                       |                                    |                     |                 | <b>נתונים מוכי עונתיות</b>                    |                   |
| מטכה עונתית<br>S.A.                             |                                   | מטכה עונתית<br>S.A.                                           |                 | מטכה עונתית<br>S.A.                      |                               | מטכה עונתית<br>S.A.                   |                                    | מטכה עונתית<br>S.A. |                 | מטכה עונתית<br>S.A.                           |                   |
| 21.9                                            | 72.9                              | 149.7                                                         | 244.5           | 63.6                                     | 43.0                          | 118.4                                 | 133.7                              | 34.5                | 393.3           | 637.7                                         | V<br>2008         |
| 23.9                                            | 88.9                              | 166.9                                                         | 279.8           | 66.7                                     | 46.2                          | 125.0                                 | 139.8                              | 45.0                | 422.8           | 702.5                                         | VI                |
| 24.5                                            | 90.1                              | 171.5                                                         | 286.1           | 67.4                                     | 44.4                          | 139.3                                 | 171.3                              | 37.8                | 460.2           | 746.3                                         | VII               |
| 21.6                                            | 74.2                              | 162.0                                                         | 257.8           | 64.9                                     | 43.7                          | 120.6                                 | 168.9                              | 39.6                | 437.6           | 695.3                                         | VIII              |
| 22.1                                            | 77.1                              | 167.0                                                         | 266.2           | 66.3                                     | 42.7                          | 120.5                                 | 169.8                              | 38.4                | 437.8           | 703.9                                         | IX                |
| 17.6                                            | 51.1                              | 167.8                                                         | 236.5           | 65.0                                     | 45.7                          | 112.2                                 | 172.3                              | 36.0                | 431.1           | 667.6                                         | X                 |
| 19.1                                            | 62.7                              | 158.9                                                         | 240.8           | 72.9                                     | 47.5                          | 121.3                                 | 202.1                              | 40.0                | 483.7           | 724.5                                         | XI                |
| 17.6                                            | 47.4                              | 146.7                                                         | 211.7           | 61.9                                     | 44.0                          | 115.0                                 | 164.8                              | 31.2                | 416.9           | 628.6                                         | XII               |
| 17.9                                            | 49.7                              | 143.9                                                         | 211.5           | 60.1                                     | 42.2                          | 121.4                                 | 152.0                              | 43.5                | 419.2           | 630.7                                         | I<br>2009         |
| 16.1                                            | 68.0                              | 136.8                                                         | 220.9           | 54.8                                     | 39.7                          | 112.5                                 | 136.1                              | 36.7                | 379.9           | 600.8                                         | II                |
| 17.3                                            | 78.7                              | 144.2                                                         | 240.2           | 54.4                                     | 33.5                          | 99.1                                  | 137.1                              | 32.1                | 356.2           | 596.4                                         | III               |
| 15.1                                            | 61.2                              | 153.5                                                         | 229.9           | 52.4                                     | 36.5                          | 103.9                                 | 137.0                              | 31.9                | 361.7           | 591.5                                         | IV                |
| 20.0                                            | 54.8                              | 143.3                                                         | 218.0           | 49.9                                     | 36.5                          | 101.3                                 | 131.9                              | 34.6                | 354.2           | 572.2                                         | V                 |
| <b>Trend data</b>                               |                                   |                                                               |                 |                                          |                               |                                       |                                    |                     |                 | <b>נתוני מגמה</b>                             |                   |
| 22.9                                            | 94.7                              | 168.2                                                         | 286.4           | 65.0                                     | 44.5                          | 118.7                                 | 153.2                              | 40.2                | 422.3           | 708.8                                         | V<br>2008         |
| 23.2                                            | 88.9                              | 167.8                                                         | 280.5           | 66.3                                     | 44.7                          | 119.9                                 | 158.4                              | 40.4                | 429.5           | 711.0                                         | VI                |
| 23.1                                            | 82.1                              | 167.0                                                         | 272.5           | 66.9                                     | 44.8                          | 120.6                                 | 163.1                              | 40.3                | 434.5           | 708.8                                         | VII               |
| 22.6                                            | 75.1                              | 165.7                                                         | 263.1           | 66.9                                     | 44.9                          | 120.8                                 | 166.8                              | 39.7                | 436.9           | 702.4                                         | VIII              |
| 21.8                                            | 68.8                              | 163.3                                                         | 253.1           | 66.2                                     | 44.9                          | 120.3                                 | 168.5                              | 39.1                | 436.4           | 692.0                                         | IX                |
| 20.7                                            | 63.8                              | 160.0                                                         | 243.5           | 65.1                                     | 44.7                          | 119.2                                 | 167.8                              | 38.3                | 432.5           | 678.0                                         | X                 |
| 19.5                                            | 60.5                              | 155.8                                                         | 235.0           | 63.4                                     | 44.1                          | 117.4                                 | 164.5                              | 37.6                | 425.0           | 661.3                                         | XI                |
| 18.3                                            | 58.9                              | 151.4                                                         | 228.3           | 61.3                                     | 43.1                          | 115.1                                 | 159.2                              | 36.8                | 414.3           | 643.2                                         | XII               |
| 17.2                                            | 58.7                              | 147.5                                                         | 223.7           | 59.0                                     | 41.9                          | 112.4                                 | 152.7                              | 36.0                | 401.4           | 625.1                                         | I<br>2009         |
| 16.4                                            | 59.4                              | 144.5                                                         | 221.3           | 56.7                                     | 40.5                          | 109.6                                 | 146.3                              | 35.2                | 387.9           | 608.8                                         | II                |
| 15.8                                            | 60.4                              | 142.8                                                         | 220.5           | 54.6                                     | 39.2                          | 107.1                                 | 141.0                              | 34.6                | 375.9           | 595.6                                         | III               |
| 15.4                                            | 61.3                              | 142.3                                                         | 220.6           | 53.0                                     | 38.2                          | 105.3                                 | 137.4                              | 34.3                | 366.8           | 586.5                                         | IV                |
| 15.4                                            | 61.8                              | 142.6                                                         | 221.2           | 51.8                                     | 37.5                          | 104.4                                 | 135.6                              | 34.2                | 361.6           | 581.5                                         | V                 |
| <b>Trend data- Percent change<sup>(1)</sup></b> |                                   |                                                               |                 |                                          |                               |                                       |                                    |                     |                 | <b>נתוני מגמה - אחוז השינוי<sup>(1)</sup></b> |                   |
| 1.3                                             | -6.1                              | -0.2                                                          | -2.1            | 2.0                                      | 0.4                           | 1.0                                   | 3.4                                | 0.5                 | 1.7             | 0.3                                           | VI<br>2008        |
| -0.4                                            | -7.6                              | -0.5                                                          | -2.9            | 0.9                                      | 0.2                           | 0.6                                   | 3.0                                | -0.2                | 1.2             | -0.3                                          | VII               |
| -2.2                                            | -8.5                              | -0.8                                                          | -3.4            | 0.0                                      | 0.2                           | 0.2                                   | 2.3                                | -1.5                | 0.6             | -0.9                                          | VIII              |
| -3.5                                            | -8.4                              | -1.4                                                          | -3.8            | -1.0                                     | 0.0                           | -0.4                                  | 1.0                                | -1.5                | -0.1            | -1.5                                          | IX                |
| -5.0                                            | -7.3                              | -2.0                                                          | -3.8            | -1.7                                     | -0.4                          | -0.9                                  | -0.4                               | -2.0                | -0.9            | -2.0                                          | X                 |
| -5.8                                            | -5.2                              | -2.6                                                          | -3.5            | -2.6                                     | -1.3                          | -1.5                                  | -2.0                               | -1.8                | -1.7            | -2.5                                          | XI                |
| -6.2                                            | -2.6                              | -2.8                                                          | -2.9            | -3.3                                     | -2.3                          | -2.0                                  | -3.2                               | -2.1                | -2.5            | -2.7                                          | XII               |
| -6.0                                            | -0.3                              | -2.6                                                          | -2.0            | -3.8                                     | -2.8                          | -2.3                                  | -4.1                               | -2.2                | -3.1            | -2.8                                          | I<br>2009         |
| -4.7                                            | 1.2                               | -2.0                                                          | -1.1            | -3.9                                     | -3.3                          | -2.5                                  | -4.2                               | -2.2                | -3.4            | -2.6                                          | II                |
| -3.7                                            | 1.7                               | -1.2                                                          | -0.4            | -3.7                                     | -3.2                          | -2.3                                  | -3.6                               | -1.7                | -3.1            | -2.2                                          | III               |
| -2.5                                            | 1.5                               | -0.4                                                          | 0.0             | -2.9                                     | -2.6                          | -1.7                                  | -2.6                               | -0.9                | -2.4            | -1.5                                          | IV                |
| 0.0                                             | 0.8                               | 0.2                                                           | 0.3             | -2.3                                     | -1.8                          | -0.9                                  | -1.3                               | -0.3                | -1.4            | -0.9                                          | V                 |

(1) Percent change on previous period.

(1) השינוי באחוזים, כל תקופה לעומת קודמתה.

לוח ב 2 - יבוא חומרי גלם, לפי קבוצת סחורות

מיליוני דולרים

| עץ ומוצריו                                    | בדים וחוטים          | מוצרי מזון<br>גולמיים | לתעשיות<br>מכונות<br>ואלקטרוניקה<br>For machine<br>and<br>electronics<br>manufacturing | לתעשיות<br>נייר<br>For paper<br>manufacturing | לחקלאות<br>For<br>agriculture | סך הכל<br>Total | סך כולל <sup>(1)</sup><br>חומרי גלם ללא ילומים וחומרי אנרגיה |                     |         |
|-----------------------------------------------|----------------------|-----------------------|----------------------------------------------------------------------------------------|-----------------------------------------------|-------------------------------|-----------------|--------------------------------------------------------------|---------------------|---------|
|                                               |                      |                       |                                                                                        |                                               |                               |                 | Wood and<br>its products                                     | Fabrics<br>and yarn |         |
| <b>נתונים מקוריים</b>                         |                      |                       |                                                                                        |                                               |                               |                 |                                                              |                     |         |
| 492.8                                         | 683.0                | 1,309.9               | 7,258.1                                                                                | 800.2                                         | 616.6                         | 21,519.2        | 40,490.6                                                     |                     | 2007    |
| 492.1                                         | 708.6                | 1,704.2               | 7,975.2                                                                                | 891.9                                         | 744.8                         | 24,391.6        | 46,604.0                                                     |                     | 2008    |
| -0.1                                          | 3.7                  | 30.1                  | 9.9                                                                                    | 11.5                                          | 20.8                          | 13.3            | 15.1                                                         |                     | שינוי % |
| 204.3                                         | 309.6                | 664.4                 | 3,318.4                                                                                | 372.4                                         | 296.9                         | 10,115.5        | 19,903.5                                                     | I - V               | 2008    |
| 129.8                                         | 207.5                | 518.3                 | 2,470.5                                                                                | 262.8                                         | 196.7                         | 6,931.3         | 11,287.0                                                     | I - V               | 2009    |
| 43.7                                          | 62.0                 | 126.4                 | 675.8                                                                                  | 70.5                                          | 62.8                          | 2,053.1         | 4,394.3                                                      | V                   | 2008    |
| 43.0                                          | 57.7                 | 139.3                 | 689.1                                                                                  | 71.4                                          | 80.3                          | 2,109.8         | 4,376.8                                                      | VI                  |         |
| 51.6                                          | 64.4                 | 170.4                 | 771.9                                                                                  | 71.7                                          | 69.4                          | 2,359.4         | 4,666.8                                                      | VII                 |         |
| 40.6                                          | 58.3                 | 149.7                 | 649.3                                                                                  | 66.3                                          | 67.7                          | 2,097.4         | 4,270.3                                                      | VIII                |         |
| 31.6                                          | 51.5                 | 152.5                 | 624.3                                                                                  | 67.0                                          | 52.1                          | 1,971.2         | 3,953.4                                                      | IX                  |         |
| 41.7                                          | 64.2                 | 141.4                 | 602.2                                                                                  | 87.5                                          | 61.0                          | 1,991.5         | 3,471.1                                                      | X                   |         |
| 42.7                                          | 56.1                 | 158.2                 | 673.5                                                                                  | 80.7                                          | 73.2                          | 2,008.9         | 3,180.0                                                      | XI                  |         |
| 36.6                                          | 46.8                 | 128.3                 | 646.5                                                                                  | 74.9                                          | 44.2                          | 1,737.9         | 2,782.1                                                      | XII                 |         |
| 25.1                                          | 42.5                 | 110.2                 | 483.7                                                                                  | 68.3                                          | 25.8                          | 1,412.9         | 2,230.0                                                      | I                   | 2009    |
| 19.1                                          | 40.4                 | 99.6                  | 486.3                                                                                  | 49.7                                          | 32.9                          | 1,310.4         | 2,037.2                                                      | II                  |         |
| 28.9                                          | 44.5                 | 105.7                 | 564.2                                                                                  | 54.5                                          | 46.5                          | 1,541.2         | 2,488.3                                                      | III                 |         |
| 26.9                                          | 39.7                 | 92.6                  | 451.0                                                                                  | 46.0                                          | 50.6                          | 1,293.4         | 2,230.9                                                      | IV                  |         |
| 29.8                                          | 40.4                 | 110.2                 | 485.3                                                                                  | 44.3                                          | 40.9                          | 1,373.4         | 2,300.6                                                      | V                   |         |
| <b>נתונים מנוכי עונתיות<sup>(2)</sup></b>     |                      |                       |                                                                                        |                                               |                               |                 |                                                              |                     |         |
|                                               | מנוכה עונתית<br>S.A. |                       | מנוכה עונתית<br>S.A.                                                                   | מנוכה עונתית<br>S.A.                          |                               |                 |                                                              |                     |         |
| 41.0                                          | 61.9                 | 134.7                 | 684.8                                                                                  | 71.4                                          | 73.6                          | 2,037.5         |                                                              | V                   | 2008    |
| 40.9                                          | 58.9                 | 141.1                 | 705.3                                                                                  | 76.9                                          | 77.7                          | 2,133.2         |                                                              | VI                  |         |
| 44.5                                          | 61.2                 | 152.3                 | 724.5                                                                                  | 71.1                                          | 89.9                          | 2,254.7         |                                                              | VII                 |         |
| 38.1                                          | 58.3                 | 143.1                 | 683.1                                                                                  | 69.7                                          | 70.5                          | 2,143.0         |                                                              | VIII                |         |
| 37.1                                          | 55.3                 | 151.9                 | 661.5                                                                                  | 73.7                                          | 61.1                          | 2,105.7         |                                                              | IX                  |         |
| 38.1                                          | 60.4                 | 136.2                 | 648.0                                                                                  | 79.9                                          | 54.8                          | 2,016.7         |                                                              | X                   |         |
| 42.4                                          | 57.3                 | 168.0                 | 659.2                                                                                  | 85.7                                          | 68.4                          | 2,028.1         |                                                              | XI                  |         |
| 35.0                                          | 47.2                 | 118.7                 | 579.2                                                                                  | 72.7                                          | 37.4                          | 1,622.4         |                                                              | XII                 |         |
| 28.0                                          | 45.8                 | 119.1                 | 544.7                                                                                  | 67.8                                          | 32.4                          | 1,564.8         |                                                              | I                   | 2009    |
| 24.2                                          | 42.9                 | 113.4                 | 521.4                                                                                  | 53.5                                          | 36.4                          | 1,443.9         |                                                              | II                  |         |
| 32.5                                          | 42.2                 | 113.0                 | 506.5                                                                                  | 52.5                                          | 39.2                          | 1,434.0         |                                                              | III                 |         |
| 26.8                                          | 41.6                 | 116.6                 | 506.8                                                                                  | 48.1                                          | 47.1                          | 1,400.9         |                                                              | IV                  |         |
| 27.8                                          | 39.9                 | 120.6                 | 469.8                                                                                  | 45.4                                          | 43.9                          | 1,327.3         |                                                              | V                   |         |
| <b>נתוני מגמה</b>                             |                      |                       |                                                                                        |                                               |                               |                 |                                                              |                     |         |
| 43.2                                          | 61.8                 | 145.2                 | 689.1                                                                                  | 74.3                                          | 76.3                          | 2,129.9         |                                                              | V                   | 2008    |
| 42.4                                          | 60.8                 | 146.2                 | 690.6                                                                                  | 74.5                                          | 75.8                          | 2,143.2         |                                                              | VI                  |         |
| 41.3                                          | 59.5                 | 145.7                 | 686.7                                                                                  | 74.6                                          | 73.3                          | 2,133.1         |                                                              | VII                 |         |
| 39.9                                          | 57.8                 | 143.7                 | 676.2                                                                                  | 74.6                                          | 68.5                          | 2,097.2         |                                                              | VIII                |         |
| 38.4                                          | 55.7                 | 140.3                 | 659.1                                                                                  | 74.4                                          | 62.0                          | 2,031.5         |                                                              | IX                  |         |
| 36.8                                          | 53.4                 | 135.7                 | 636.2                                                                                  | 73.6                                          | 54.8                          | 1,945.0         |                                                              | X                   |         |
| 35.1                                          | 50.8                 | 130.4                 | 609.5                                                                                  | 71.8                                          | 48.1                          | 1,840.9         |                                                              | XI                  |         |
| 33.4                                          | 48.3                 | 125.1                 | 581.3                                                                                  | 68.9                                          | 42.9                          | 1,727.2         |                                                              | XII                 |         |
| 31.8                                          | 46.0                 | 120.6                 | 554.0                                                                                  | 65.0                                          | 39.7                          | 1,618.9         |                                                              | I                   | 2009    |
| 30.4                                          | 44.0                 | 117.4                 | 529.7                                                                                  | 60.4                                          | 38.5                          | 1,527.4         |                                                              | II                  |         |
| 29.3                                          | 42.4                 | 116.0                 | 509.8                                                                                  | 55.7                                          | 38.9                          | 1,446.7         |                                                              | III                 |         |
| 28.5                                          | 41.3                 | 116.1                 | 494.9                                                                                  | 51.7                                          | 40.3                          | 1,399.6         |                                                              | IV                  |         |
| 28.1                                          | 40.6                 | 117.2                 | 485.1                                                                                  | 48.7                                          | 41.9                          | 1,354.9         |                                                              | V                   |         |
| <b>נתוני מגמה - אחוז השינוי<sup>(3)</sup></b> |                      |                       |                                                                                        |                                               |                               |                 |                                                              |                     |         |
| -1.9                                          | -1.6                 | 0.7                   | 0.2                                                                                    | 0.3                                           | -0.7                          | 0.6             |                                                              | VI                  | 2008    |
| -2.6                                          | -2.1                 | -0.3                  | -0.6                                                                                   | 0.1                                           | -3.3                          | -0.5            |                                                              | VII                 |         |
| -3.4                                          | -2.9                 | -1.4                  | -1.5                                                                                   | 0.0                                           | -6.5                          | -1.7            |                                                              | VIII                |         |
| -3.8                                          | -3.6                 | -2.4                  | -2.5                                                                                   | -0.3                                          | -9.5                          | -3.1            |                                                              | IX                  |         |
| -4.2                                          | -4.1                 | -3.3                  | -3.5                                                                                   | -1.1                                          | -11.6                         | -4.3            |                                                              | X                   |         |
| -4.6                                          | -4.9                 | -3.9                  | -4.2                                                                                   | -2.4                                          | -12.2                         | -5.4            |                                                              | XI                  |         |
| -4.8                                          | -4.9                 | -4.1                  | -4.6                                                                                   | -4.0                                          | -10.8                         | -6.2            |                                                              | XII                 |         |
| -4.8                                          | -4.8                 | -3.6                  | -4.7                                                                                   | -5.7                                          | -7.5                          | -6.3            |                                                              | I                   | 2009    |
| -4.4                                          | -4.3                 | -2.7                  | -4.4                                                                                   | -7.1                                          | -3.0                          | -5.7            |                                                              | II                  |         |
| -3.6                                          | -3.6                 | -1.2                  | -3.8                                                                                   | -7.8                                          | 1.0                           | -5.3            |                                                              | III                 |         |
| -2.7                                          | -2.6                 | 0.1                   | -2.9                                                                                   | -7.2                                          | 3.6                           | -3.3            |                                                              | IV                  |         |
| -1.4                                          | -1.7                 | 0.9                   | -2.0                                                                                   | -5.8                                          | 4.0                           | -3.2            |                                                              | V                   |         |

(1) בסדרות אלה לא נמצאה השפעה עונתית.

(2) סך כל חומרי גלם מנוכה מהשפעות עונתיות, שווה לסכום קבוצת סחורות בינתיים החזרות - ראה לוח א 2.

(3) השינוי באחוזים, כל תקופה לעומת קודמתה.

Table B 2. - Imports of Raw Materials, by Commodity Group

Million \$

|                                                 | (1) יהלומים             | (1) חומרי אנרגיה     | Raw materials excluding diamonds and fuels |                    |                    |                    |                     |                    |
|-------------------------------------------------|-------------------------|----------------------|--------------------------------------------|--------------------|--------------------|--------------------|---------------------|--------------------|
|                                                 |                         |                      | אחר                                        | מתכות יקרות        | ברזל ופלדה         | מתכות אל ברזליות   | גומי ופולסטיקה      | כימיקלים           |
|                                                 | Diamonds <sup>(1)</sup> | Fuels <sup>(1)</sup> | Other                                      | Precious metals    | Iron and steel     | Non-ferrous metals | Rubber and plastics | Chemicals          |
| <b>Original data</b>                            |                         |                      |                                            |                    |                    |                    |                     |                    |
| 2007                                            | 10,036.0                | 8,935.4              | 1,316.1                                    | 233.0              | 1,952.3            | 1,090.6            | 2,148.8             | 3,617.8            |
| 2008                                            | 9,364.7                 | 12,847.7             | 1,786.1                                    | 181.7              | 2,176.9            | 1,049.4            | 2,284.7             | 4,396.0            |
| % change                                        | -6.7                    | 43.8                 | 35.7                                       | -22.0              | 11.5               | -3.8               | 6.3                 | 21.5               |
| 2008 I - V                                      | 4,244.0                 | 5,544.0              | 675.5                                      | 86.0               | 944.8              | 485.2              | 1,007.4             | 1,750.6            |
| 2009 I - V                                      | 1,427.7                 | 2,928.0              | 464.7                                      | 40.8               | 521.4              | 220.8              | 557.3               | 1,340.7            |
| 2008 V                                          | 935.1                   | 1,406.1              | 137.9                                      | 16.4               | 201.8              | 98.1               | 205.9               | 351.8              |
| VI                                              | 1,080.1                 | 1,186.9              | 142.0                                      | 17.4               | 175.0              | 98.7               | 197.1               | 398.8              |
| VII                                             | 940.6                   | 1,366.8              | 160.4                                      | 17.0               | 263.6              | 93.0               | 210.8               | 415.2              |
| VIII                                            | 755.2                   | 1,417.7              | 165.0                                      | 15.8               | 219.7              | 82.2               | 191.0               | 391.8              |
| IX                                              | 845.0                   | 1,137.2              | 179.8                                      | 12.7               | 203.6              | 72.9               | 181.0               | 342.2              |
| X                                               | 509.7                   | 969.9                | 192.8                                      | 12.0               | 130.2              | 81.1               | 208.1               | 369.3              |
| XI                                              | 452.9                   | 718.2                | 144.8                                      | 11.9               | 132.8              | 77.8               | 169.4               | 387.8              |
| XII                                             | 537.2                   | 507.0                | 125.8                                      | 8.9                | 107.2              | 58.5               | 119.9               | 340.3              |
| 2009 I                                          | 175.2                   | 641.9                | 98.9                                       | 5.6                | 97.0               | 51.1               | 110.6               | 294.1              |
| II                                              | 214.6                   | 512.2                | 83.6                                       | 8.0                | 99.6               | 40.3               | 98.1                | 252.8              |
| III                                             | 366.2                   | 580.9                | 103.8                                      | 10.6               | 119.2              | 46.8               | 123.7               | 292.8              |
| IV                                              | 322.1                   | 615.4                | 81.6                                       | 5.8                | 106.5              | 38.2               | 110.9               | 243.6              |
| V                                               | 349.6                   | 577.6                | 96.8                                       | 10.8               | 99.1               | 44.4               | 114.0               | 257.4              |
| <b>Seasonally adjusted data<sup>(2)</sup></b>   |                         |                      |                                            |                    |                    |                    |                     |                    |
|                                                 |                         |                      | מנוכה עונתיות S.A.                         | מנוכה עונתיות S.A. | מנוכה עונתיות S.A. | מנוכה עונתיות S.A. | מנוכה עונתיות S.A.  | מנוכה עונתיות S.A. |
| 2008 V                                          |                         |                      | 138.0                                      | 17.8               | 185.0              | 89.0               | 189.0               | 351.5              |
| VI                                              |                         |                      | 147.2                                      | 17.2               | 164.6              | 100.3              | 203.6               | 399.6              |
| VII                                             |                         |                      | 152.7                                      | 15.6               | 266.7              | 87.4               | 198.9               | 390.0              |
| VIII                                            |                         |                      | 158.2                                      | 14.2               | 223.1              | 85.3               | 198.3               | 401.2              |
| IX                                              |                         |                      | 189.3                                      | 12.8               | 205.6              | 87.8               | 197.5               | 372.1              |
| X                                               |                         |                      | 181.4                                      | 10.5               | 157.8              | 84.7               | 198.3               | 366.7              |
| XI                                              |                         |                      | 141.5                                      | 11.1               | 141.0              | 78.2               | 175.2               | 400.2              |
| XII                                             |                         |                      | 109.5                                      | 9.7                | 100.4              | 60.1               | 126.0               | 326.5              |
| 2009 I                                          |                         |                      | 118.0                                      | 8.4                | 108.8              | 52.9               | 121.7               | 317.2              |
| II                                              |                         |                      | 89.6                                       | 8.7                | 121.5              | 47.0               | 115.4               | 269.8              |
| III                                             |                         |                      | 99.0                                       | 8.7                | 103.6              | 43.7               | 112.0               | 281.1              |
| IV                                              |                         |                      | 87.8                                       | 7.1                | 106.0              | 42.0               | 104.9               | 266.2              |
| V                                               |                         |                      | 85.9                                       | 9.3                | 93.6               | 38.5               | 100.8               | 251.8              |
| <b>Trend data</b>                               |                         |                      |                                            |                    |                    |                    |                     |                    |
| 2008 V                                          |                         |                      | 148.8                                      | 17.6               | 202.2              | 96.3               | 204.2               | 374.6              |
| VI                                              |                         |                      | 151.5                                      | 16.7               | 204.8              | 94.8               | 204.0               | 381.8              |
| VII                                             |                         |                      | 153.2                                      | 15.5               | 203.4              | 92.4               | 202.2               | 385.1              |
| VIII                                            |                         |                      | 153.4                                      | 14.2               | 196.9              | 88.9               | 198.0               | 383.5              |
| IX                                              |                         |                      | 151.3                                      | 12.9               | 185.5              | 84.1               | 190.8               | 376.8              |
| X                                               |                         |                      | 146.5                                      | 11.7               | 170.4              | 78.2               | 180.4               | 365.3              |
| XI                                              |                         |                      | 139.0                                      | 10.6               | 153.5              | 71.4               | 167.3               | 350.0              |
| XII                                             |                         |                      | 129.5                                      | 9.7                | 137.2              | 64.1               | 152.5               | 332.6              |
| 2009 I                                          |                         |                      | 119.0                                      | 9.1                | 123.2              | 57.0               | 137.6               | 314.6              |
| II                                              |                         |                      | 108.9                                      | 8.7                | 112.3              | 50.7               | 124.2               | 297.6              |
| III                                             |                         |                      | 100.3                                      | 8.5                | 104.8              | 45.7               | 113.6               | 282.8              |
| IV                                              |                         |                      | 93.8                                       | 8.4                | 100.2              | 42.2               | 106.5               | 271.2              |
| V                                               |                         |                      | 89.8                                       | 8.4                | 97.9               | 40.1               | 102.5               | 263.2              |
| <b>Trend data- Percent change<sup>(3)</sup></b> |                         |                      |                                            |                    |                    |                    |                     |                    |
| 2008 VI                                         |                         |                      | 1.8                                        | -5.1               | 1.3                | -1.6               | -0.1                | 1.9                |
| VII                                             |                         |                      | 1.1                                        | -7.2               | -0.7               | -2.5               | -0.9                | 0.9                |
| VIII                                            |                         |                      | 0.1                                        | -8.4               | -3.2               | -3.8               | -2.1                | -0.4               |
| IX                                              |                         |                      | -1.4                                       | -9.2               | -5.8               | -5.4               | -3.6                | -1.7               |
| X                                               |                         |                      | -3.2                                       | -9.3               | -8.1               | -7.0               | -5.5                | -3.1               |
| XI                                              |                         |                      | -5.1                                       | -9.4               | -9.9               | -8.7               | -7.3                | -4.2               |
| XII                                             |                         |                      | -6.8                                       | -8.5               | -10.6              | -10.2              | -8.8                | -5.0               |
| 2009 I                                          |                         |                      | -8.1                                       | -6.2               | -10.2              | -11.1              | -9.8                | -5.4               |
| II                                              |                         |                      | -8.5                                       | -4.4               | -8.8               | -11.1              | -9.7                | -5.4               |
| III                                             |                         |                      | -7.9                                       | -2.3               | -6.7               | -9.9               | -8.5                | -5.0               |
| IV                                              |                         |                      | -6.5                                       | -1.2               | -4.4               | -7.7               | -6.3                | -4.1               |
| V                                               |                         |                      | -4.3                                       | 0.0                | -2.3               | -5.0               | -3.8                | -2.9               |

(1) No seasonal effect was found in these series.

(2) Total raw materials less seasonal effect equals the sum of commodity group less returns - see table A 2.

(3) Percent change on previous period.

Table B 3. - Imports of Investment Goods, by Commodity Group

לוח ב 3. - יבוא מוצרי השקעה, לפי קבוצת סחורות

| Million \$                                       |                                   |                            |                                      |                    |                    |                         |                                | מיליוני דולרים             |                                                |
|--------------------------------------------------|-----------------------------------|----------------------------|--------------------------------------|--------------------|--------------------|-------------------------|--------------------------------|----------------------------|------------------------------------------------|
| Transport equipment                              |                                   |                            |                                      | כלי תחבורה         |                    | מכונות וציוד            | סך הכל ללא אניות ומטוסים       | סך כולל <sup>(1)</sup>     |                                                |
| אחר <sup>(1)</sup>                               | אניות ומטוסים <sup>(1)</sup>      | משאיות, טנדרים ואוטובוסים  | מכוניות נוסעים לצרכים עסקיים         | סך הכל             | Total              |                         |                                |                            |                                                |
| Other <sup>(1)</sup>                             | Ships and aircraft <sup>(1)</sup> | Trucks, pick-ups and buses | Passenger cars for business purposes | Total              | Total              | Machinery and equipment | Total excl. ships and aircraft | Grand total <sup>(1)</sup> |                                                |
| <b>Original data</b>                             |                                   |                            |                                      |                    |                    |                         |                                |                            | <b>נתונים מקוריים</b>                          |
| 48.9                                             | 539.6                             | 636.6                      | 1,533.2                              | 2,758.0            | 6,473.2            | 8,691.6                 | 9,231.2                        | 2007                       |                                                |
| 349.6                                            | 130.2                             | 974.2                      | 1,689.2                              | 3,143.2            | 7,126.7            | 10,139.7                | 10,269.9                       | 2008                       |                                                |
| 614.9                                            | -75.9                             | 53.0                       | 10.2                                 | 14.0               | 10.1               | 16.7                    | 11.3                           | שינוי %                    |                                                |
| 52.8                                             | 67.5                              | 436.8                      | 846.1                                | 1,403.2            | 2,966.3            | 4,302.0                 | 4,369.5                        | I - V 2008                 |                                                |
| 53.4                                             | 150.4                             | 216.9                      | 529.7                                | 950.4              | 2,084.5            | 2,884.5                 | 3,034.9                        | I - V 2009                 |                                                |
| 18.8                                             | 1.2                               | 83.4                       | 151.0                                | 254.4              | 566.6              | 819.8                   | 821.0                          | V 2008                     |                                                |
| 37.8                                             | 1.9                               | 102.1                      | 186.4                                | 328.2              | 597.8              | 924.1                   | 926.0                          | VI                         |                                                |
| 47.6                                             | 25.4                              | 82.8                       | 194.2                                | 350.0              | 634.0              | 958.6                   | 984.0                          | VII                        |                                                |
| 33.7                                             | 1.5                               | 69.2                       | 121.8                                | 226.2              | 576.4              | 801.1                   | 802.6                          | VIII                       |                                                |
| 38.7                                             | 0.8                               | 69.7                       | 102.6                                | 211.8              | 542.6              | 753.6                   | 754.4                          | IX                         |                                                |
| 45.8                                             | 1.0                               | 73.7                       | 82.9                                 | 203.4              | 556.9              | 759.3                   | 760.3                          | X                          |                                                |
| 38.4                                             | 31.1                              | 80.5                       | 96.3                                 | 246.3              | 624.6              | 839.8                   | 870.9                          | XI                         |                                                |
| 54.8                                             | 1.0                               | 59.4                       | 58.9                                 | 174.1              | 628.1              | 801.2                   | 802.2                          | XII                        |                                                |
| 7.2                                              | 1.2                               | 43.3                       | 103.3                                | 155.0              | 470.9              | 624.7                   | 625.9                          | I 2009                     |                                                |
| 6.5                                              | 48.8                              | 47.1                       | 116.7                                | 219.1              | 454.6              | 624.9                   | 673.7                          | II                         |                                                |
| 8.4                                              | 0.3                               | 44.2                       | 124.3                                | 177.2              | 432.2              | 609.1                   | 609.4                          | III                        |                                                |
| 11.3                                             | 50.1                              | 36.8                       | 75.0                                 | 173.2              | 340.8              | 463.9                   | 514.0                          | IV                         |                                                |
| 20.0                                             | 50.0                              | 45.5                       | 110.4                                | 225.9              | 386.0              | 561.9                   | 611.9                          | V                          |                                                |
| <b>Seasonally adjusted data</b>                  |                                   |                            |                                      |                    |                    |                         |                                |                            | <b>נתונים מוכי עונתיות</b>                     |
|                                                  | מנוכה עונתיות S.A.                | מנוכה עונתיות S.A.         | מנוכה עונתיות S.A.                   | מנוכה עונתיות S.A. | מנוכה עונתיות S.A. | מנוכה עונתיות S.A.      |                                |                            |                                                |
|                                                  | 67.5                              | 115.0                      | 182.5                                | 601.9              | 803.2              |                         |                                | V 2008                     |                                                |
|                                                  | 93.6                              | 153.6                      | 247.2                                | 609.4              | 894.4              |                         |                                | VI                         |                                                |
|                                                  | 75.1                              | 161.3                      | 236.4                                | 623.5              | 907.6              |                         |                                | VII                        |                                                |
|                                                  | 70.8                              | 137.9                      | 208.7                                | 587.0              | 829.5              |                         |                                | VIII                       |                                                |
|                                                  | 70.6                              | 138.1                      | 208.7                                | 602.8              | 850.2              |                         |                                | IX                         |                                                |
|                                                  | 83.4                              | 111.0                      | 194.4                                | 605.4              | 845.5              |                         |                                | X                          |                                                |
|                                                  | 83.9                              | 118.3                      | 202.2                                | 597.8              | 838.3              |                         |                                | XI                         |                                                |
|                                                  | 50.7                              | 60.4                       | 111.1                                | 546.8              | 712.7              |                         |                                | XII                        |                                                |
|                                                  | 50.0                              | 83.7                       | 133.7                                | 506.9              | 647.7              |                         |                                | I 2009                     |                                                |
|                                                  | 47.9                              | 125.3                      | 173.2                                | 495.6              | 675.3              |                         |                                | II                         |                                                |
|                                                  | 42.2                              | 130.5                      | 172.7                                | 393.3              | 574.3              |                         |                                | III                        |                                                |
|                                                  | 44.2                              | 116.8                      | 161.0                                | 396.9              | 569.1              |                         |                                | IV                         |                                                |
|                                                  | 37.1                              | 95.2                       | 132.3                                | 361.8              | 514.1              |                         |                                | V                          |                                                |
| <b>Trend data</b>                                |                                   |                            |                                      |                    |                    |                         |                                |                            | <b>נתוני מגמה</b>                              |
|                                                  | 91.5                              | 168.1                      | 259.6                                | 606.5              | 898.0              |                         |                                | V 2008                     |                                                |
|                                                  | 87.4                              | 161.4                      | 248.8                                | 608.7              | 896.2              |                         |                                | VI                         |                                                |
|                                                  | 82.1                              | 152.0                      | 234.1                                | 609.9              | 887.8              |                         |                                | VII                        |                                                |
|                                                  | 76.3                              | 141.6                      | 217.9                                | 608.3              | 872.2              |                         |                                | VIII                       |                                                |
|                                                  | 70.5                              | 131.7                      | 202.2                                | 601.8              | 849.4              |                         |                                | IX                         |                                                |
|                                                  | 64.9                              | 123.6                      | 188.5                                | 588.9              | 819.9              |                         |                                | X                          |                                                |
|                                                  | 59.6                              | 117.6                      | 177.2                                | 568.8              | 784.1              |                         |                                | XI                         |                                                |
|                                                  | 54.8                              | 114.0                      | 168.8                                | 542.1              | 742.9              |                         |                                | XII                        |                                                |
|                                                  | 50.4                              | 111.9                      | 162.3                                | 510.6              | 698.5              |                         |                                | I 2009                     |                                                |
|                                                  | 46.7                              | 110.7                      | 157.4                                | 476.9              | 653.7              |                         |                                | II                         |                                                |
|                                                  | 43.7                              | 109.8                      | 153.5                                | 444.3              | 611.8              |                         |                                | III                        |                                                |
|                                                  | 41.5                              | 108.7                      | 150.2                                | 416.1              | 576.0              |                         |                                | IV                         |                                                |
|                                                  | 39.9                              | 107.4                      | 147.3                                | 394.8              | 548.6              |                         |                                | V                          |                                                |
| <b>Trend data- Percent change <sup>(2)</sup></b> |                                   |                            |                                      |                    |                    |                         |                                |                            | <b>נתוני מגמה - אחוז השינוי <sup>(2)</sup></b> |
|                                                  | -4.5                              | -4.0                       | -4.2                                 | 0.4                | -0.2               |                         |                                | VI 2008                    |                                                |
|                                                  | -6.1                              | -5.8                       | -5.9                                 | 0.2                | -0.9               |                         |                                | VII                        |                                                |
|                                                  | -7.1                              | -6.8                       | -6.9                                 | -0.3               | -1.8               |                         |                                | VIII                       |                                                |
|                                                  | -7.6                              | -7.0                       | -7.2                                 | -1.1               | -2.6               |                         |                                | IX                         |                                                |
|                                                  | -7.9                              | -6.2                       | -6.8                                 | -2.1               | -3.5               |                         |                                | X                          |                                                |
|                                                  | -8.2                              | -4.9                       | -6.0                                 | -3.4               | -4.4               |                         |                                | XI                         |                                                |
|                                                  | -8.1                              | -3.1                       | -4.7                                 | -4.7               | -5.3               |                         |                                | XII                        |                                                |
|                                                  | -8.0                              | -1.8                       | -3.9                                 | -5.8               | -6.0               |                         |                                | I 2009                     |                                                |
|                                                  | -7.3                              | -1.1                       | -3.0                                 | -6.6               | -6.4               |                         |                                | II                         |                                                |
|                                                  | -6.4                              | -0.8                       | -2.5                                 | -6.8               | -6.4               |                         |                                | III                        |                                                |
|                                                  | -5.0                              | -1.0                       | -2.1                                 | -6.3               | -5.9               |                         |                                | IV                         |                                                |
|                                                  | -3.9                              | -1.2                       | -1.9                                 | -5.1               | -4.8               |                         |                                | V                          |                                                |

(1) No seasonal effect was found in these series.  
(2) Percent change on previous period.

(1) בסדרות אלה לא נמצאה השפעה עונתית.  
(2) השינוי באחוזים, כל תקופה לעומת קודמתה.

Table C 1. - Agricultural Exports and other Exports, by Aggregated Industries

לוח ג 1 - יצוא חקלאי ויצוא אחר, לפי ענפי כלכלה מקובצים

| Million \$                                      |                       |                                                 |                                           |                                  |         |                                               |                                |                      |                                                      |                           |                      | מיליוני דולרים                                |        |      |      |      |
|-------------------------------------------------|-----------------------|-------------------------------------------------|-------------------------------------------|----------------------------------|---------|-----------------------------------------------|--------------------------------|----------------------|------------------------------------------------------|---------------------------|----------------------|-----------------------------------------------|--------|------|------|------|
| Other <sup>(2)</sup>                            |                       |                                                 |                                           |                                  |         |                                               |                                |                      |                                                      |                           | יצוא חקלאי           |                                               |        |      |      |      |
| הולמים<br>גלמיים<br>(בתוס' <sup>(1)</sup> )     | לימ"א <sup>(1)</sup>  | אניות<br>ממוססות<br>משומשים <sup>(1)</sup>      | אחר <sup>(2)</sup><br>סה"כ <sup>(1)</sup> | Agricultural exports             |         |                                               | פירות                          |                      |                                                      | ירקות וגידולי שדה         |                      |                                               | סה"כ   |      |      |      |
|                                                 |                       |                                                 |                                           | לימ"א <sup>(1)</sup>             | פרחים   | פירות                                         |                                | ירקות וגידולי שדה    |                                                      | סה"כ                      |                      |                                               |        |      |      |      |
|                                                 |                       |                                                 |                                           |                                  |         | אמקודו<br>ופירות<br>אחרים <sup>(1)</sup>      | פרי<br>הדר <sup>(1)</sup>      | סה"כ                 | קטנה ויתר                                            |                           | ירקות <sup>(1)</sup> | סה"כ                                          |        |      |      |      |
| Rough<br>diamonds<br>(gross) <sup>(1)</sup>     | n.e.c. <sup>(1)</sup> | Used<br>ships<br>and<br>aircraft <sup>(1)</sup> | Total <sup>(1)</sup>                      | Agriculture<br>exports<br>n.e.c. | Flowers | Avocado<br>and other<br>fruits <sup>(1)</sup> | Citrus<br>fruit <sup>(1)</sup> | Total                | Cotton<br>and other<br>field<br>crops <sup>(1)</sup> | Vegetables <sup>(1)</sup> | Total                | Total                                         |        |      |      |      |
| <b>Original data</b>                            |                       |                                                 |                                           |                                  |         |                                               |                                |                      |                                                      |                           |                      | <b>נתונים מקוריים</b>                         |        |      |      |      |
| 3,849.2                                         | 71.8                  | 0.0                                             | 3,921.0                                   | 134.8                            | 229.9   | 206.8                                         | 114.1                          | 320.9                | 79.3                                                 | 561.1                     | 640.4                | 1,326.0                                       |        |      | 2007 |      |
| 3,876.0                                         | 48.7                  | 32.4                                            | 3,957.1                                   | 177.9                            | 203.4   | 170.0                                         | 101.4                          | 271.4                | 99.4                                                 | 473.7                     | 573.1                | 1,225.8                                       |        |      | 2008 |      |
| 0.7                                             | -32.2                 |                                                 | 0.9                                       | 32.0                             | -11.5   | -17.8                                         | -11.1                          | -15.4                | 25.3                                                 | -15.6                     | -10.5                | -7.6                                          | change | %    | 2008 |      |
| 1,946.9                                         | 28.5                  | 0.0                                             | 1,975.4                                   | 75.7                             | 132.2   | 56.3                                          | 63.5                           | 119.8                | 32.4                                                 | 308.3                     | 340.7                | 668.4                                         | I - V  |      | 2008 |      |
| 691.6                                           | 2.6                   | 0.0                                             | 694.2                                     | 68.9                             | 96.1    | 67.1                                          | 83.2                           | 150.3                | 23.2                                                 | 342.4                     | 365.6                | 680.9                                         | I - V  |      | 2009 |      |
| 404.8                                           | 6.4                   | 0.0                                             | 411.2                                     | 23.1                             | 18.2    | 7.6                                           | 2.0                            | 9.6                  | 4.9                                                  | 38.4                      | 43.3                 | 94.2                                          | V      |      | 2008 |      |
| 483.5                                           | 5.7                   | 0.0                                             | 489.2                                     | 20.3                             | 12.6    | 10.5                                          | 1.1                            | 11.6                 | 8.4                                                  | 35.5                      | 43.9                 | 88.4                                          | VI     |      | 2008 |      |
| 396.2                                           | 2.1                   | 0.0                                             | 398.3                                     | 16.0                             | 10.9    | 11.4                                          | 0.0                            | 11.4                 | 16.4                                                 | 15.9                      | 32.3                 | 70.6                                          | VII    |      | 2008 |      |
| 324.2                                           | 0.1                   | 8.9                                             | 333.2                                     | 13.1                             | 9.0     | 16.3                                          | 0.3                            | 16.6                 | 4.9                                                  | 9.6                       | 14.5                 | 53.2                                          | VIII   |      | 2008 |      |
| 323.0                                           | 11.4                  | 6.4                                             | 340.8                                     | 14.6                             | 8.4     | 19.8                                          | 3.5                            | 23.3                 | 6.9                                                  | 7.5                       | 14.4                 | 60.7                                          | IX     |      | 2008 |      |
| 195.2                                           | 0.3                   | 7.3                                             | 202.8                                     | 12.9                             | 8.6     | 16.4                                          | 7.4                            | 23.8                 | 10.7                                                 | 14.2                      | 24.9                 | 70.2                                          | X      |      | 2008 |      |
| 135.4                                           | 0.2                   | 7.5                                             | 143.1                                     | 11.4                             | 8.5     | 19.2                                          | 11.7                           | 30.9                 | 12.9                                                 | 26.6                      | 39.5                 | 90.3                                          | XI     |      | 2008 |      |
| 71.6                                            | 0.4                   | 2.3                                             | 74.3                                      | 13.9                             | 13.2    | 20.1                                          | 13.9                           | 34.0                 | 6.8                                                  | 56.1                      | 62.9                 | 124.0                                         | XII    |      | 2008 |      |
| 110.8                                           | 0.0                   | 0.0                                             | 110.8                                     | 14.2                             | 28.0    | 21.8                                          | 21.3                           | 43.1                 | 6.3                                                  | 69.2                      | 75.5                 | 160.8                                         | I      |      | 2009 |      |
| 86.0                                            | 1.2                   | 0.0                                             | 87.2                                      | 13.0                             | 19.8    | 15.5                                          | 26.3                           | 41.8                 | 4.6                                                  | 67.8                      | 72.4                 | 147.0                                         | II     |      | 2009 |      |
| 177.8                                           | 0.9                   | 0.0                                             | 178.7                                     | 12.0                             | 19.1    | 10.9                                          | 21.7                           | 32.6                 | 3.7                                                  | 88.3                      | 92.0                 | 155.7                                         | III    |      | 2009 |      |
| 128.3                                           | 0.1                   | 0.0                                             | 128.4                                     | 12.2                             | 11.4    | 4.1                                           | 9.2                            | 13.3                 | 3.2                                                  | 63.2                      | 66.4                 | 103.3                                         | IV     |      | 2009 |      |
| 188.7                                           | 0.4                   | 0.0                                             | 189.1                                     | 17.5                             | 17.8    | 14.8                                          | 4.7                            | 19.5                 | 5.4                                                  | 53.9                      | 59.3                 | 114.1                                         | V      |      | 2009 |      |
| <b>Seasonally adjusted data</b>                 |                       |                                                 |                                           |                                  |         |                                               |                                |                      |                                                      |                           |                      | <b>נתונים מנוכחי עונתיים</b>                  |        |      |      |      |
|                                                 |                       |                                                 |                                           | מנכה עונתיים<br>S.A.             |         | מנכה עונתיים<br>S.A.                          |                                | מנכה עונתיים<br>S.A. |                                                      | מנכה עונתיים<br>S.A.      |                      |                                               |        |      |      |      |
|                                                 |                       |                                                 |                                           | 14.9                             | 16.2    | 16.0                                          | 16.0                           | 45.9                 | 93.0                                                 | 45.9                      | 93.0                 | 93.0                                          | 93.0   | V    |      | 2008 |
|                                                 |                       |                                                 |                                           | 14.2                             | 19.5    | 21.9                                          | 21.9                           | 63.7                 | 119.3                                                | 63.7                      | 119.3                | 119.3                                         | 119.3  | VI   |      | 2008 |
|                                                 |                       |                                                 |                                           | 13.9                             | 17.0    | 24.1                                          | 24.1                           | 78.5                 | 133.5                                                | 78.5                      | 133.5                | 133.5                                         | 133.5  | VII  |      | 2008 |
|                                                 |                       |                                                 |                                           | 14.4                             | 15.8    | 25.8                                          | 25.8                           | 56.2                 | 112.2                                                | 56.2                      | 112.2                | 112.2                                         | 112.2  | VIII |      | 2008 |
|                                                 |                       |                                                 |                                           | 16.2                             | 15.9    | 21.5                                          | 21.5                           | 44.3                 | 98.0                                                 | 44.3                      | 98.0                 | 98.0                                          | 98.0   | IX   |      | 2008 |
|                                                 |                       |                                                 |                                           | 16.9                             | 14.1    | 21.3                                          | 21.3                           | 44.5                 | 96.8                                                 | 44.5                      | 96.8                 | 96.8                                          | 96.8   | X    |      | 2008 |
|                                                 |                       |                                                 |                                           | 14.5                             | 12.6    | 25.5                                          | 25.5                           | 47.5                 | 100.1                                                | 47.5                      | 100.1                | 100.1                                         | 100.1  | XI   |      | 2008 |
|                                                 |                       |                                                 |                                           | 15.7                             | 12.4    | 24.0                                          | 24.0                           | 47.1                 | 99.2                                                 | 47.1                      | 99.2                 | 99.2                                          | 99.2   | XII  |      | 2008 |
|                                                 |                       |                                                 |                                           | 15.0                             | 16.6    | 27.4                                          | 27.4                           | 46.1                 | 105.1                                                | 46.1                      | 105.1                | 105.1                                         | 105.1  | I    |      | 2009 |
|                                                 |                       |                                                 |                                           | 15.8                             | 10.9    | 28.6                                          | 28.6                           | 44.7                 | 100.0                                                | 44.7                      | 100.0                | 100.0                                         | 100.0  | II   |      | 2009 |
|                                                 |                       |                                                 |                                           | 14.6                             | 12.0    | 26.1                                          | 26.1                           | 47.1                 | 99.8                                                 | 47.1                      | 99.8                 | 99.8                                          | 99.8   | III  |      | 2009 |
|                                                 |                       |                                                 |                                           | 11.9                             | 11.8    | 24.0                                          | 24.0                           | 50.0                 | 97.6                                                 | 50.0                      | 97.6                 | 97.6                                          | 97.6   | IV   |      | 2009 |
|                                                 |                       |                                                 |                                           | 11.7                             | 15.0    | 31.1                                          | 31.1                           | 54.8                 | 112.6                                                | 54.8                      | 112.6                | 112.6                                         | 112.6  | V    |      | 2009 |
| <b>Trend data</b>                               |                       |                                                 |                                           |                                  |         |                                               |                                |                      |                                                      |                           |                      | <b>נתוני מגמה</b>                             |        |      |      |      |
|                                                 |                       |                                                 |                                           | 14.1                             | 17.8    | 20.8                                          | 20.8                           | 50.9                 | 104.5                                                | 50.9                      | 104.5                | 104.5                                         | 104.5  | V    |      | 2008 |
|                                                 |                       |                                                 |                                           | 14.4                             | 17.4    | 21.1                                          | 21.1                           | 51.5                 | 105.3                                                | 51.5                      | 105.3                | 105.3                                         | 105.3  | VI   |      | 2008 |
|                                                 |                       |                                                 |                                           | 14.7                             | 16.7    | 21.6                                          | 21.6                           | 51.6                 | 105.6                                                | 51.6                      | 105.6                | 105.6                                         | 105.6  | VII  |      | 2008 |
|                                                 |                       |                                                 |                                           | 15.1                             | 15.9    | 22.3                                          | 22.3                           | 51.1                 | 105.2                                                | 51.1                      | 105.2                | 105.2                                         | 105.2  | VIII |      | 2008 |
|                                                 |                       |                                                 |                                           | 15.4                             | 15.0    | 23.1                                          | 23.1                           | 50.0                 | 104.1                                                | 50.0                      | 104.1                | 104.1                                         | 104.1  | IX   |      | 2008 |
|                                                 |                       |                                                 |                                           | 15.6                             | 14.1    | 23.8                                          | 23.8                           | 48.6                 | 102.5                                                | 48.6                      | 102.5                | 102.5                                         | 102.5  | X    |      | 2008 |
|                                                 |                       |                                                 |                                           | 15.6                             | 13.3    | 24.5                                          | 24.5                           | 47.4                 | 101.0                                                | 47.4                      | 101.0                | 101.0                                         | 101.0  | XI   |      | 2008 |
|                                                 |                       |                                                 |                                           | 15.4                             | 12.6    | 25.2                                          | 25.2                           | 46.6                 | 100.0                                                | 46.6                      | 100.0                | 100.0                                         | 100.0  | XII  |      | 2008 |
|                                                 |                       |                                                 |                                           | 15.0                             | 12.2    | 25.9                                          | 25.9                           | 46.5                 | 99.9                                                 | 46.5                      | 99.9                 | 99.9                                          | 99.9   | I    |      | 2009 |
|                                                 |                       |                                                 |                                           | 14.5                             | 12.1    | 26.6                                          | 26.6                           | 47.0                 | 100.6                                                | 47.0                      | 100.6                | 100.6                                         | 100.6  | II   |      | 2009 |
|                                                 |                       |                                                 |                                           | 14.0                             | 12.2    | 27.3                                          | 27.3                           | 48.1                 | 102.1                                                | 48.1                      | 102.1                | 102.1                                         | 102.1  | III  |      | 2009 |
|                                                 |                       |                                                 |                                           | 13.5                             | 12.4    | 27.9                                          | 27.9                           | 49.4                 | 104.0                                                | 49.4                      | 104.0                | 104.0                                         | 104.0  | IV   |      | 2009 |
|                                                 |                       |                                                 |                                           | 13.2                             | 12.7    | 28.3                                          | 28.3                           | 50.8                 | 105.8                                                | 50.8                      | 105.8                | 105.8                                         | 105.8  | V    |      | 2009 |
| <b>Trend data- Percent change<sup>(3)</sup></b> |                       |                                                 |                                           |                                  |         |                                               |                                |                      |                                                      |                           |                      | <b>נתוני מגמה - אחוז השינוי<sup>(3)</sup></b> |        |      |      |      |
|                                                 |                       |                                                 |                                           | 2.1                              | -2.2    | 1.4                                           | 1.4                            | 1.2                  | 0.8                                                  | 1.2                       | 0.8                  | 0.8                                           | 0.8    | VI   |      | 2008 |
|                                                 |                       |                                                 |                                           | 2.1                              | -4.0    | 2.4                                           | 2.4                            | 0.2                  | 0.3                                                  | 0.2                       | 0.3                  | 0.3                                           | 0.3    | VII  |      | 2008 |
|                                                 |                       |                                                 |                                           | 2.7                              | -4.8    | 3.2                                           | 3.2                            | -1.0                 | -0.4                                                 | -1.0                      | -0.4                 | -0.4                                          | -0.4   | VIII |      | 2008 |
|                                                 |                       |                                                 |                                           | 2.0                              | -5.7    | 3.6                                           | 3.6                            | -2.2                 | -1.0                                                 | -2.2                      | -1.0                 | -1.0                                          | -1.0   | IX   |      | 2008 |
|                                                 |                       |                                                 |                                           | 1.3                              | -6.0    | 3.0                                           | 3.0                            | -2.8                 | -1.5                                                 | -2.8                      | -1.5                 | -1.5                                          | -1.5   | X    |      | 2008 |
|                                                 |                       |                                                 |                                           | 0.0                              | -5.7    | 2.9                                           | 2.9                            | -2.5                 | -1.5                                                 | -2.5                      | -1.5                 | -1.5                                          | -1.5   | XI   |      | 2008 |
|                                                 |                       |                                                 |                                           | -1.3                             | -5.3    | 2.9                                           | 2.9                            | -1.7                 | -1.0                                                 | -1.7                      | -1.0                 | -1.0                                          | -1.0   | XII  |      | 2008 |
|                                                 |                       |                                                 |                                           | -2.6                             | -3.2    | 2.8                                           | 2.8                            | -0.2                 | -0.1                                                 | -0.2                      | -0.1                 | -0.1                                          | -0.1   | I    |      | 2009 |
|                                                 |                       |                                                 |                                           | -3.3                             | -0.8    | 2.7                                           | 2.7                            | 1.1                  | 0.7                                                  | 1.1                       | 0.7                  | 0.7                                           | 0.7    | II   |      | 2009 |
|                                                 |                       |                                                 |                                           | -3.4                             | 0.8     | 2.6                                           | 2.6                            | 2.3                  | 1.5                                                  | 2.3                       | 1.5                  | 1.5                                           | 1.5    | III  |      | 2009 |
|                                                 |                       |                                                 |                                           | -3.6                             | 1.6     | 2.2                                           | 2.2                            | 2.7                  | 1.9                                                  | 2.7                       | 1.9                  | 1.9                                           | 1.9    | IV   |      | 2009 |
|                                                 |                       |                                                 |                                           | -2.2                             | 2.4     | 1.4                                           | 1.4                            | 2.8                  | 1.7                                                  | 2.8                       | 1.7                  | 1.7                                           | 1.7    | V    |      | 2009 |

(1) No seasonal effect was found in these series.  
 (2) Its origin is not in manufacturing or agriculture.  
 (3) Percent change on previous period.

(1) בסדרות אלה לא נמצאה השפעה עונתית.  
 (2) מקור אינו בתעשייה או בחקלאות.  
 (3) השינוי באחוזים, כל תקופה לעומת קודמתה.

לוח ג 2. יצוא תעשייתי, לפי ענפי כלכלה מקובצים

מיליוני דולרים

| גומי ופולסטיקה                                | כימיקלים  | זיקוק נפט <sup>(1)</sup>          | עץ, ריהוט, נייר ודפוס               | טקסטיל, הלבושה ועור            | מזון ומשקאות       | כרייה, חציבה ומינרלים אל-מתכתיים           | סך הכל, ללא יהלומים מלוטשים       | סך הכל <sup>(1)</sup> |            |
|-----------------------------------------------|-----------|-----------------------------------|-------------------------------------|--------------------------------|--------------------|--------------------------------------------|-----------------------------------|-----------------------|------------|
| Rubber and plastics                           | Chemicals | Refining petroleum <sup>(1)</sup> | Wood, furniture, paper and printing | Textiles, clothing and leather | Food and beverages | Mining quarrying and non-metallic minerals | Total excluding polished diamonds | Total <sup>(1)</sup>  |            |
| <b>נתונים מקוריים</b>                         |           |                                   |                                     |                                |                    |                                            |                                   |                       |            |
| 2,035.4                                       | 9,578.9   | 385.9                             | 382.1                               | 1,016.2                        | 846.2              | 1,151.4                                    | 34,275.6                          | 48,845.0              | 2007       |
| 2,116.9                                       | 13,555.9  | 554.7                             | 367.7                               | 1,038.3                        | 872.0              | 2,346.6                                    | 40,634.4                          | 56,156.2              | 2008       |
| 4.0                                           | 41.5      | 43.7                              | -3.8                                | 2.2                            | 3.0                | 103.8                                      | 18.6                              | 15.0                  | שינוי %    |
| 983.5                                         | 5,221.1   | 235.3                             | 144.6                               | 425.8                          | 379.0              | 860.3                                      | 16,618.4                          | 24,067.9              | I - V 2008 |
| 611.2                                         | 3,934.8   | 77.3                              | 145.5                               | 364.9                          | 308.2              | 384.0                                      | 12,351.4                          | 15,760.8              | I - V 2009 |
| 193.5                                         | 1,171.1   | 43.4                              | 27.6                                | 85.6                           | 65.9               | 210.1                                      | 3,492.5                           | 5,173.4               | V 2008     |
| 210.3                                         | 1,551.8   | 82.2                              | 30.0                                | 95.1                           | 76.2               | 308.8                                      | 4,149.1                           | 5,580.5               | VI         |
| 189.4                                         | 1,434.4   | 42.0                              | 35.5                                | 84.7                           | 72.4               | 247.3                                      | 3,835.4                           | 5,429.0               | VII        |
| 145.5                                         | 1,225.9   | 41.2                              | 32.1                                | 85.1                           | 65.3               | 342.1                                      | 3,462.5                           | 4,399.7               | VIII       |
| 156.2                                         | 1,174.5   | 60.7                              | 29.2                                | 88.1                           | 68.1               | 210.0                                      | 3,537.8                           | 5,206.1               | IX         |
| 156.0                                         | 876.5     | 27.9                              | 31.9                                | 80.7                           | 62.2               | 176.4                                      | 2,704.8                           | 3,593.8               | X          |
| 145.7                                         | 1,092.9   | 35.4                              | 33.7                                | 89.9                           | 77.2               | 128.5                                      | 3,225.9                           | 4,153.0               | XI         |
| 130.3                                         | 978.8     | 30.0                              | 30.7                                | 88.9                           | 71.6               | 73.2                                       | 3,100.5                           | 3,726.2               | XII        |
| 127.1                                         | 851.6     | 37.8                              | 28.1                                | 82.1                           | 64.4               | 83.3                                       | 2,467.9                           | 3,104.9               | I 2009     |
| 116.7                                         | 741.2     | 1.6                               | 27.9                                | 69.3                           | 60.3               | 45.9                                       | 2,269.2                           | 2,879.0               | II         |
| 125.2                                         | 873.7     | 30.4                              | 30.2                                | 79.3                           | 62.9               | 102.8                                      | 2,801.6                           | 3,691.3               | III        |
| 114.5                                         | 695.8     | 1.4                               | 29.0                                | 63.9                           | 59.8               | 85.5                                       | 2,230.7                           | 2,710.5               | IV         |
| 127.7                                         | 772.5     | 6.1                               | 30.3                                | 70.3                           | 60.8               | 66.5                                       | 2,582.0                           | 3,375.1               | V          |
| <b>נתונים מנוכי עונתיות</b>                   |           |                                   |                                     |                                |                    |                                            |                                   |                       |            |
| מנוכה עונתיות S.A.                            |           |                                   | מנוכה עונתיות S.A.                  |                                |                    | מנוכה עונתיות S.A.                         |                                   |                       |            |
| 187.6                                         | 1,043.1   |                                   | 29.9                                | 88.8                           | 70.5               | 204.9                                      | 3,316.4                           |                       | V 2008     |
| 197.3                                         | 1,346.3   |                                   | 29.8                                | 92.0                           | 72.8               | 283.9                                      | 3,725.6                           |                       | VI         |
| 181.8                                         | 1,317.4   |                                   | 31.2                                | 86.5                           | 74.0               | 233.8                                      | 3,650.5                           |                       | VII        |
| 153.7                                         | 1,291.0   |                                   | 31.3                                | 86.8                           | 70.5               | 246.4                                      | 3,534.2                           |                       | VIII       |
| 166.7                                         | 1,141.3   |                                   | 28.9                                | 86.5                           | 73.5               | 199.4                                      | 3,337.2                           |                       | IX         |
| 184.1                                         | 1,089.8   |                                   | 36.5                                | 92.3                           | 76.9               | 194.2                                      | 3,161.7                           |                       | X          |
| 146.0                                         | 1,086.4   |                                   | 30.3                                | 89.3                           | 75.7               | 128.3                                      | 3,193.9                           |                       | XI         |
| 137.9                                         | 1,002.6   |                                   | 26.2                                | 82.8                           | 68.1               | 83.1                                       | 2,862.6                           |                       | XII        |
| 130.5                                         | 975.5     |                                   | 31.4                                | 79.9                           | 61.2               | 96.5                                       | 2,724.2                           |                       | I 2009     |
| 120.6                                         | 897.3     |                                   | 32.5                                | 74.4                           | 60.1               | 67.2                                       | 2,619.8                           |                       | II         |
| 116.7                                         | 800.0     |                                   | 31.7                                | 74.0                           | 58.6               | 112.7                                      | 2,599.2                           |                       | III        |
| 116.8                                         | 732.3     |                                   | 32.4                                | 72.5                           | 60.5               | 84.3                                       | 2,434.8                           |                       | IV         |
| 116.9                                         | 686.8     |                                   | 30.2                                | 69.4                           | 59.9               | 66.0                                       | 2,409.8                           |                       | V          |
| <b>נתוני מגמה</b>                             |           |                                   |                                     |                                |                    |                                            |                                   |                       |            |
| 189.4                                         | 1,194.8   |                                   | 30.7                                | 86.8                           | 72.6               | 226.1                                      | 3,516.1                           |                       | V 2008     |
| 184.7                                         | 1,224.3   |                                   | 30.5                                | 87.4                           | 73.3               | 231.9                                      | 3,528.4                           |                       | VI         |
| 178.4                                         | 1,235.1   |                                   | 30.4                                | 88.1                           | 73.8               | 229.8                                      | 3,505.7                           |                       | VII        |
| 170.9                                         | 1,224.5   |                                   | 30.2                                | 88.2                           | 73.8               | 219.2                                      | 3,443.9                           |                       | VIII       |
| 162.7                                         | 1,193.2   |                                   | 30.3                                | 87.7                           | 73.3               | 201.0                                      | 3,344.5                           |                       | IX         |
| 154.2                                         | 1,143.8   |                                   | 30.4                                | 86.5                           | 72.1               | 177.5                                      | 3,215.3                           |                       | X          |
| 145.8                                         | 1,080.8   |                                   | 30.6                                | 84.8                           | 70.2               | 151.8                                      | 3,069.0                           |                       | XI         |
| 137.8                                         | 1,009.8   |                                   | 30.9                                | 82.3                           | 67.8               | 126.9                                      | 2,919.6                           |                       | XII        |
| 130.7                                         | 937.4     |                                   | 31.2                                | 79.6                           | 65.3               | 105.5                                      | 2,780.8                           |                       | I 2009     |
| 125.0                                         | 869.9     |                                   | 31.5                                | 77.0                           | 63.0               | 89.2                                       | 2,662.6                           |                       | II         |
| 120.8                                         | 812.5     |                                   | 31.6                                | 74.5                           | 61.4               | 78.3                                       | 2,571.1                           |                       | III        |
| 118.2                                         | 768.9     |                                   | 31.8                                | 72.7                           | 60.4               | 72.4                                       | 2,507.9                           |                       | IV         |
| 117.1                                         | 740.6     |                                   | 31.8                                | 71.5                           | 60.1               | 70.2                                       | 2,470.2                           |                       | V          |
| <b>נתוני מגמה - אחוז השינוי<sup>(2)</sup></b> |           |                                   |                                     |                                |                    |                                            |                                   |                       |            |
| -2.5                                          | 2.5       |                                   | -0.7                                | 0.7                            | 1.0                | 2.6                                        | 0.3                               |                       | VI 2008    |
| -3.4                                          | 0.9       |                                   | -0.3                                | 0.8                            | 0.7                | -0.9                                       | -0.6                              |                       | VII        |
| -4.2                                          | -0.9      |                                   | -0.7                                | 0.1                            | 0.0                | -4.6                                       | -1.8                              |                       | VIII       |
| -4.8                                          | -2.6      |                                   | 0.3                                 | -0.6                           | -0.7               | -8.3                                       | -2.9                              |                       | IX         |
| -5.2                                          | -4.1      |                                   | 0.3                                 | -1.4                           | -1.6               | -11.7                                      | -3.9                              |                       | X          |
| -5.4                                          | -5.5      |                                   | 0.7                                 | -2.0                           | -2.6               | -14.5                                      | -4.6                              |                       | XI         |
| -5.5                                          | -6.6      |                                   | 1.0                                 | -2.9                           | -3.4               | -16.4                                      | -4.9                              |                       | XII        |
| -5.2                                          | -7.2      |                                   | 1.0                                 | -3.3                           | -3.7               | -16.9                                      | -4.8                              |                       | I 2009     |
| -4.4                                          | -7.2      |                                   | 1.0                                 | -3.3                           | -3.5               | -15.5                                      | -4.3                              |                       | II         |
| -3.4                                          | -6.6      |                                   | 0.3                                 | -3.2                           | -2.5               | -12.2                                      | -3.4                              |                       | III        |
| -2.2                                          | -5.4      |                                   | 0.6                                 | -2.4                           | -1.6               | -7.5                                       | -2.5                              |                       | IV         |
| -0.9                                          | -3.7      |                                   | 0.0                                 | -1.7                           | -0.5               | -3.0                                       | -1.5                              |                       | V          |

(1) בסדרות אלה לא נמצאה השפעה עונתית.  
(2) השינוי באחוזים, כל תקופה לעומת קודמתה.

Table C 2. - Manufacturing Exports, by Aggregated Industries

Million \$

|                                       | יהלומים<br>(1) מלוטשים | מוצרים<br>לנמ"א      | תכשיטים,<br>וצורפות<br>Jewellery<br>goldsmith<br>and<br>silversmith | כלי<br>הובלה<br>(1)  | ציוד<br>חשמלי<br>ומנועים<br>Electrical<br>equipment<br>and motors | ציוד תקשורת,<br>בקה, רפואי מדעי<br>Communication,<br>medical,<br>scientific<br>equipment | רכיבים אלקטרוניים<br>ומחשבים<br>Electronic<br>components<br>and<br>computers | מכונות<br>וציוד<br>Machinery<br>and<br>equipment | מוצרי<br>מתכת בסיסית<br>Products<br>of basic<br>metal |
|---------------------------------------|------------------------|----------------------|---------------------------------------------------------------------|----------------------|-------------------------------------------------------------------|------------------------------------------------------------------------------------------|------------------------------------------------------------------------------|--------------------------------------------------|-------------------------------------------------------|
| <b>Original data</b>                  |                        |                      |                                                                     |                      |                                                                   |                                                                                          |                                                                              |                                                  |                                                       |
| 2007                                  | 14,569.4               | 203.2                | 604.5                                                               | 1,999.4              | 848.8                                                             | 7,997.2                                                                                  | 2,502.3                                                                      | 2,346.5                                          | 2,377.6                                               |
| 2008                                  | 15,521.8               | 234.4                | 550.6                                                               | 1,849.0              | 909.4                                                             | 8,048.9                                                                                  | 2,544.3                                                                      | 2,824.7                                          | 2,821.0                                               |
| % change                              | 6.5                    | 15.4                 | -8.9                                                                | -7.5                 | 7.1                                                               | 0.6                                                                                      | 1.7                                                                          | 20.4                                             | 18.6                                                  |
| 2008 I - V                            | 7,449.5                | 86.9                 | 258.2                                                               | 742.3                | 367.0                                                             | 3,315.4                                                                                  | 1,032.0                                                                      | 1,186.6                                          | 1,380.4                                               |
| 2009 I - V                            | 3,409.4                | 108.4                | 170.6                                                               | 898.9                | 240.6                                                             | 2,332.8                                                                                  | 1,289.5                                                                      | 900.2                                            | 584.5                                                 |
| 2008 V                                | 1,680.9                | 17.3                 | 47.9                                                                | 140.0                | 77.4                                                              | 658.8                                                                                    | 220.8                                                                        | 246.8                                            | 286.3                                                 |
| VI                                    | 1,431.4                | 21.3                 | 47.2                                                                | 162.6                | 90.9                                                              | 772.1                                                                                    | 206.7                                                                        | 241.5                                            | 252.4                                                 |
| VII                                   | 1,593.6                | 17.4                 | 51.0                                                                | 156.3                | 74.9                                                              | 710.3                                                                                    | 226.5                                                                        | 263.0                                            | 230.3                                                 |
| VIII                                  | 937.2                  | 18.9                 | 38.3                                                                | 141.5                | 68.6                                                              | 589.8                                                                                    | 175.2                                                                        | 281.7                                            | 211.3                                                 |
| IX                                    | 1,668.3                | 24.8                 | 52.4                                                                | 172.5                | 74.0                                                              | 758.4                                                                                    | 213.7                                                                        | 212.9                                            | 242.3                                                 |
| X                                     | 889.0                  | 19.5                 | 31.7                                                                | 132.6                | 69.5                                                              | 511.8                                                                                    | 185.4                                                                        | 172.6                                            | 170.1                                                 |
| XI                                    | 927.1                  | 20.5                 | 38.8                                                                | 177.8                | 90.6                                                              | 632.0                                                                                    | 243.8                                                                        | 230.2                                            | 188.9                                                 |
| XII                                   | 625.7                  | 25.1                 | 33.0                                                                | 163.4                | 73.9                                                              | 759.1                                                                                    | 261.0                                                                        | 236.2                                            | 145.3                                                 |
| 2009 I                                | 637.0                  | 15.6                 | 31.0                                                                | 189.6                | 47.6                                                              | 429.8                                                                                    | 160.7                                                                        | 186.5                                            | 132.7                                                 |
| II                                    | 609.8                  | 19.7                 | 41.6                                                                | 241.3                | 39.8                                                              | 397.7                                                                                    | 163.2                                                                        | 184.8                                            | 118.2                                                 |
| III                                   | 889.7                  | 24.7                 | 40.5                                                                | 163.3                | 57.0                                                              | 594.1                                                                                    | 313.8                                                                        | 187.3                                            | 116.4                                                 |
| IV                                    | 479.8                  | 25.9                 | 19.5                                                                | 121.4                | 42.7                                                              | 430.5                                                                                    | 285.7                                                                        | 154.0                                            | 101.1                                                 |
| V                                     | 793.1                  | 22.5                 | 38.0                                                                | 183.3                | 53.5                                                              | 480.7                                                                                    | 366.1                                                                        | 187.6                                            | 116.1                                                 |
| <b>Seasonally adjusted data</b>       |                        |                      |                                                                     |                      |                                                                   |                                                                                          |                                                                              |                                                  |                                                       |
|                                       |                        | מנוכה עונתית<br>S.A. | מנוכה עונתית<br>S.A.                                                | מנוכה עונתית<br>S.A. | מנוכה עונתית<br>S.A.                                              | מנוכה עונתית<br>S.A.                                                                     | מנוכה עונתית<br>S.A.                                                         | מנוכה עונתית<br>S.A.                             | מנוכה עונתית<br>S.A.                                  |
| 2008 V                                |                        | 19.3                 | 47.7                                                                | 70.1                 | 676.2                                                             | 211.8                                                                                    | 241.9                                                                        | 261.2                                            |                                                       |
| VI                                    |                        | 19.8                 | 55.8                                                                | 85.1                 | 646.2                                                             | 199.2                                                                                    | 233.0                                                                        | 240.5                                            |                                                       |
| VII                                   |                        | 19.4                 | 55.1                                                                | 70.2                 | 719.8                                                             | 206.4                                                                                    | 244.4                                                                        | 232.2                                            |                                                       |
| VIII                                  |                        | 19.5                 | 45.3                                                                | 70.5                 | 667.1                                                             | 201.0                                                                                    | 269.0                                                                        | 219.2                                            |                                                       |
| IX                                    |                        | 19.8                 | 46.0                                                                | 72.7                 | 623.4                                                             | 201.5                                                                                    | 209.7                                                                        | 252.6                                            |                                                       |
| X                                     |                        | 20.4                 | 32.3                                                                | 75.6                 | 568.8                                                             | 210.6                                                                                    | 231.0                                                                        | 206.9                                            |                                                       |
| XI                                    |                        | 20.1                 | 29.7                                                                | 94.5                 | 641.3                                                             | 254.8                                                                                    | 220.9                                                                        | 183.5                                            |                                                       |
| XII                                   |                        | 20.7                 | 34.5                                                                | 65.1                 | 580.6                                                             | 222.6                                                                                    | 208.4                                                                        | 151.6                                            |                                                       |
| 2009 I                                |                        | 18.8                 | 34.2                                                                | 51.5                 | 504.7                                                             | 178.4                                                                                    | 202.0                                                                        | 138.2                                            |                                                       |
| II                                    |                        | 23.2                 | 43.9                                                                | 47.7                 | 523.8                                                             | 191.1                                                                                    | 187.3                                                                        | 120.4                                            |                                                       |
| III                                   |                        | 25.0                 | 39.4                                                                | 50.9                 | 509.3                                                             | 289.6                                                                                    | 193.7                                                                        | 113.8                                            |                                                       |
| IV                                    |                        | 29.8                 | 25.8                                                                | 49.0                 | 531.1                                                             | 293.7                                                                                    | 188.7                                                                        | 105.0                                            |                                                       |
| V                                     |                        | 25.1                 | 36.7                                                                | 47.7                 | 502.7                                                             | 322.7                                                                                    | 176.0                                                                        | 95.3                                             |                                                       |
| <b>Trend data</b>                     |                        |                      |                                                                     |                      |                                                                   |                                                                                          |                                                                              |                                                  |                                                       |
| 2008 V                                |                        | 18.9                 | 52.7                                                                | 75.2                 | 691.6                                                             | 201.4                                                                                    | 240.1                                                                        | 255.8                                            |                                                       |
| VI                                    |                        | 19.0                 | 51.2                                                                | 73.9                 | 680.5                                                             | 199.3                                                                                    | 238.6                                                                        | 248.2                                            |                                                       |
| VII                                   |                        | 19.3                 | 49.2                                                                | 73.0                 | 666.9                                                             | 198.7                                                                                    | 235.9                                                                        | 237.8                                            |                                                       |
| VIII                                  |                        | 19.5                 | 46.8                                                                | 72.1                 | 650.8                                                             | 199.4                                                                                    | 231.9                                                                        | 225.0                                            |                                                       |
| IX                                    |                        | 19.9                 | 44.0                                                                | 70.7                 | 632.0                                                             | 202.0                                                                                    | 227.0                                                                        | 210.4                                            |                                                       |
| X                                     |                        | 20.3                 | 41.3                                                                | 68.6                 | 610.6                                                             | 207.0                                                                                    | 221.1                                                                        | 194.1                                            |                                                       |
| XI                                    |                        | 20.8                 | 38.9                                                                | 65.5                 | 587.5                                                             | 215.2                                                                                    | 214.8                                                                        | 176.7                                            |                                                       |
| XII                                   |                        | 21.5                 | 37.1                                                                | 61.7                 | 564.5                                                             | 226.8                                                                                    | 208.4                                                                        | 159.1                                            |                                                       |
| 2009 I                                |                        | 22.3                 | 36.0                                                                | 57.7                 | 543.7                                                             | 241.8                                                                                    | 202.0                                                                        | 142.2                                            |                                                       |
| II                                    |                        | 23.1                 | 35.7                                                                | 54.0                 | 527.4                                                             | 259.1                                                                                    | 196.4                                                                        | 127.2                                            |                                                       |
| III                                   |                        | 23.9                 | 35.8                                                                | 51.2                 | 516.9                                                             | 277.1                                                                                    | 191.9                                                                        | 114.9                                            |                                                       |
| IV                                    |                        | 24.6                 | 36.1                                                                | 49.3                 | 512.4                                                             | 293.8                                                                                    | 188.6                                                                        | 106.0                                            |                                                       |
| V                                     |                        | 25.2                 | 36.4                                                                | 48.4                 | 512.6                                                             | 307.6                                                                                    | 186.6                                                                        | 100.2                                            |                                                       |
| <b>Trend data- Percent change (2)</b> |                        |                      |                                                                     |                      |                                                                   |                                                                                          |                                                                              |                                                  |                                                       |
| 2008 VI                               |                        | 0.5                  | -2.8                                                                | -1.7                 | -1.6                                                              | -1.0                                                                                     | -0.6                                                                         | -3.0                                             |                                                       |
| VII                                   |                        | 1.6                  | -3.9                                                                | -1.2                 | -2.0                                                              | -0.3                                                                                     | -1.1                                                                         | -4.2                                             |                                                       |
| VIII                                  |                        | 1.0                  | -4.9                                                                | -1.2                 | -2.4                                                              | 0.4                                                                                      | -1.7                                                                         | -5.4                                             |                                                       |
| IX                                    |                        | 2.1                  | -6.0                                                                | -1.9                 | -2.9                                                              | 1.3                                                                                      | -2.1                                                                         | -6.5                                             |                                                       |
| X                                     |                        | 2.0                  | -6.1                                                                | -3.0                 | -3.4                                                              | 2.5                                                                                      | -2.6                                                                         | -7.7                                             |                                                       |
| XI                                    |                        | 2.5                  | -5.8                                                                | -4.5                 | -3.8                                                              | 4.0                                                                                      | -2.8                                                                         | -9.0                                             |                                                       |
| XII                                   |                        | 3.4                  | -4.6                                                                | -5.8                 | -3.9                                                              | 5.4                                                                                      | -3.0                                                                         | -10.0                                            |                                                       |
| 2009 I                                |                        | 3.7                  | -3.0                                                                | -6.5                 | -3.7                                                              | 6.6                                                                                      | -3.1                                                                         | -10.6                                            |                                                       |
| II                                    |                        | 3.6                  | -0.8                                                                | -6.4                 | -3.0                                                              | 7.2                                                                                      | -2.8                                                                         | -10.5                                            |                                                       |
| III                                   |                        | 3.5                  | 0.3                                                                 | -5.2                 | -2.0                                                              | 6.9                                                                                      | -2.3                                                                         | -9.7                                             |                                                       |
| IV                                    |                        | 2.9                  | 0.8                                                                 | -3.7                 | -0.9                                                              | 6.0                                                                                      | -1.7                                                                         | -7.7                                             |                                                       |
| V                                     |                        | 2.4                  | 0.8                                                                 | -1.8                 | 0.0                                                               | 4.7                                                                                      | -1.1                                                                         | -5.5                                             |                                                       |

(1) No seasonal effect was found in these series.

(2) Percent change on previous period.

Table C 4. - Manufacturing Exports by Technological Intensity <sup>(1)</sup>

לוח ג 4. - יצוא תעשייתי, לפי העוצמה הטכנולוגית <sup>(1)</sup>

| Industry                                                      | V                            |              | I - V        |               | 2008          | 2007          | ענף                                      | סמל Code         |
|---------------------------------------------------------------|------------------------------|--------------|--------------|---------------|---------------|---------------|------------------------------------------|------------------|
|                                                               | 2009                         | 2008         | 2009         | 2008          |               |               |                                          |                  |
|                                                               | <b>Total, excl. diamonds</b> | <b>2,582</b> | <b>3,493</b> | <b>12,351</b> |               |               |                                          |                  |
| <b>High - technology industries</b>                           | <b>1,348</b>                 | <b>1,410</b> | <b>6,279</b> | <b>6,748</b>  | <b>17,150</b> | <b>15,781</b> | <b>תעשיות טכנולוגיה עילית</b>            |                  |
| Office & computing equipment                                  | 56                           | 80           | 271          | 389           | 1,019         | 957           | מכונות למשרד ומיחשוב                     | 30               |
| Electrical components                                         | 311                          | 141          | 1,018        | 643           | 1,525         | 1,545         | רכיבים אלקטרוניים                        | 32               |
| Aircraft                                                      | 155                          | 128          | 776          | 680           | 1,587         | 1,645         | כלי טיס                                  | 355              |
| Electronic communication equipment                            | 250                          | 281          | 1,154        | 1,459         | 3,830         | 3,618         | ציוד תקשורת אלקטרוני                     | 33               |
| Equipment for control & supervision                           | 231                          | 377          | 1,179        | 1,856         | 4,219         | 4,379         | ציוד ל בקרה ולפיקוח                      | 34               |
| Pharmaceutical products                                       | 347                          | 402          | 1,881        | 1,721         | 4,970         | 3,637         | תרופות                                   | 245              |
| <b>Medium - high technology industries</b>                    | <b>691</b>                   | <b>1,149</b> | <b>3,383</b> | <b>5,351</b>  | <b>13,125</b> | <b>9,875</b>  | <b>תעשיות טכנולוגיה מעורבת - עילית</b>   |                  |
| Chemicals & refining petroleum, excl. pharmaceutical products | 432                          | 813          | 2,132        | 3,736         | 9,141         | 6,328         | כימיקלים וזיקוק נפט למעט תרופות          | 24+23-(245)      |
| Machinery & equipment                                         | 188                          | 247          | 900          | 1,187         | 2,825         | 2,347         | מכונות וציוד                             | 29               |
| Electrical equipments & electrical motors                     | 54                           | 77           | 241          | 367           | 909           | 849           | ציוד ומנועים חשמליים                     | 31               |
| Motor vehicles                                                | 18                           | 11           | 109          | 57            | 239           | 342           | כלי רכב מנועיים                          | 35-(353+355+358) |
| Transport equipment n.e.c.                                    | 0                            | 1            | 2            | 4             | 11            | 9             | ציוד הובלה לנמ"א                         | 358              |
| <b>Medium - low technology industries</b>                     | <b>381</b>                   | <b>755</b>   | <b>1,870</b> | <b>3,570</b>  | <b>8,081</b>  | <b>6,375</b>  | <b>תעשיות טכנולוגיה מעורבת - מסורתית</b> |                  |
| Mining & quarrying                                            | 48                           | 179          | 285          | 700           | 1,977         | 826           | כרייה וחציבה                             | 10-11-12-13      |
| Rubber & plastic products                                     | 128                          | 194          | 611          | 984           | 2,117         | 2,035         | גומי ופולסטיקה                           | 25               |
| Non-metallic mineral products                                 | 19                           | 31           | 99           | 160           | 370           | 326           | מינרליים אל-מתכתיים                      | 26               |
| Non-ferrous & precious metals                                 | 16                           | 38           | 87           | 216           | 406           | 460           | מתכות אל-ברזליות ויקרות                  | 271,273          |
| Iron & steel foundries                                        | 16                           | 48           | 71           | 185           | 333           | 297           | מוצרי ברזל ופלדה                         | 270,272,274      |
| Metal products                                                | 85                           | 201          | 427          | 980           | 2,082         | 1,621         | מוצרי מתכת                               | 28               |
| Ships & boats                                                 | 11                           | 0            | 12           | 1             | 12            | 3             | כלי שיט                                  | 353              |
| Jewellery Goldsmith & silversmiths'                           | 38                           | 48           | 171          | 258           | 551           | 605           | תכשיטים וצורפות                          | 38               |
| Articles n.e.c.                                               | 23                           | 17           | 108          | 87            | 234           | 203           | מוצרים לנמ"א                             | 39               |
| <b>Low - technology industries</b>                            | <b>161</b>                   | <b>179</b>   | <b>819</b>   | <b>949</b>    | <b>2,278</b>  | <b>2,245</b>  | <b>תעשיות טכנולוגיה מסורתית</b>          |                  |
| Food products, beverages & tobacco                            | 61                           | 66           | 308          | 379           | 872           | 846           | מוצרי מזון, משקאות וטבק                  | 14-15-16         |
| Textiles, wearing apparel & leather                           | 70                           | 86           | 365          | 426           | 1,038         | 1,016         | טקסטיל, הלבשה ועור                       | 17-18-19         |
| Paper, printing & paper products                              | 23                           | 23           | 111          | 124           | 296           | 341           | נייר, דפוס ומוצרי                        | 21,22            |
| Wood & furniture                                              | 8                            | 4            | 35           | 20            | 72            | 41            | מוצרי עץ ורהיטים                         | 20,36            |

(1) According to OECD/2003 classification, excl.:  
Group 23 - "Petroleum & its products" is included in "Chemicals & refining petroleum" in "Medium-high-technology Industries".

(1) לפי סיווג OECD /2003 למעט:  
ענף 23 - "נפט ומוצרי" סווג ביחד עם "כימיקלים וזיקוק נפט" בתעשיות "טכנולוגיה מעורבת עילית".

Table C 5. - Manufacturing Exports by Technological Intensity (Net) <sup>(1)</sup>

לוח ג 5. - יצוא תעשייתי, לפי העוצמה הטכנולוגית (נטו) <sup>(1)</sup>

| Million \$                                       |                                    |                                     |                            | מיליוני דולרים                                 |      |
|--------------------------------------------------|------------------------------------|-------------------------------------|----------------------------|------------------------------------------------|------|
| תעשיות טכנולוגיה מסורתית                         | תעשיות טכנולוגיה מעורבת מסורתית    | תעשיות טכנולוגיה מעורבת עילית       | תעשיות טכנולוגיה עילית     |                                                |      |
| Low Technology Industries                        | Medium - low Technology Industries | Medium - high Technology Industries | High Technology Industries |                                                |      |
| <b>Original data</b>                             |                                    |                                     |                            | <b>נתונים מקוריים</b>                          |      |
| 178.1                                            | 750.8                              | 1,142.0                             | 1,401.6                    | V                                              | 2008 |
| 200.3                                            | 835.7                              | 1,286.9                             | 1,805.2                    | VI                                             |      |
| 191.6                                            | 731.6                              | 1,394.5                             | 1,497.6                    | VII                                            |      |
| 181.4                                            | 751.7                              | 1,061.2                             | 1,438.0                    | VIII                                           |      |
| 184.5                                            | 682.2                              | 1,125.4                             | 1,527.6                    | IX                                             |      |
| 173.6                                            | 550.0                              | 910.1                               | 1,053.0                    | X                                              |      |
| 199.6                                            | 519.2                              | 1,033.9                             | 1,453.0                    | XI                                             |      |
| 190.3                                            | 404.9                              | 919.6                               | 1,570.2                    | XII                                            |      |
| 174.2                                            | 388.8                              | 698.7                               | 1,200.3                    | I                                              | 2009 |
| 156.6                                            | 340.2                              | 595.1                               | 1,164.4                    | II                                             |      |
| 171.8                                            | 408.1                              | 820.6                               | 1,390.3                    | III                                            |      |
| 152.0                                            | 344.9                              | 567.3                               | 1,156.3                    | IV                                             |      |
| 160.5                                            | 368.6                              | 686.9                               | 1,340.5                    | V                                              |      |
| <b>Seasonally adjusted data</b>                  |                                    |                                     |                            | <b>נתונים מנוכי עונתיות</b>                    |      |
| 188.7                                            | 714.7                              | 1,032.0                             | 1,435.9                    | V                                              | 2008 |
| 192.9                                            | 786.3                              | 1,153.0                             | 1,590.3                    | VI                                             |      |
| 190.6                                            | 710.5                              | 1,271.9                             | 1,451.1                    | VII                                            |      |
| 189.0                                            | 680.7                              | 1,173.7                             | 1,479.9                    | VIII                                           |      |
| 188.5                                            | 683.2                              | 1,089.7                             | 1,396.3                    | IX                                             |      |
| 202.1                                            | 633.8                              | 1,044.7                             | 1,266.9                    | X                                              |      |
| 193.7                                            | 504.8                              | 1,057.7                             | 1,444.6                    | XI                                             |      |
| 177.7                                            | 424.5                              | 928.5                               | 1,338.6                    | XII                                            |      |
| 172.3                                            | 416.5                              | 802.4                               | 1,297.8                    | I                                              | 2009 |
| 165.6                                            | 370.0                              | 675.3                               | 1,390.2                    | II                                             |      |
| 163.9                                            | 402.9                              | 743.6                               | 1,256.1                    | III                                            |      |
| 166.1                                            | 360.7                              | 603.3                               | 1,328.3                    | IV                                             |      |
| 159.4                                            | 347.2                              | 621.6                               | 1,336.1                    | V                                              |      |
| <b>Trend data</b>                                |                                    |                                     |                            | <b>נתוני מגמה</b>                              |      |
| 189.3                                            | 740.1                              | 1,110.7                             | 1,462.0                    | V                                              | 2008 |
| 190.6                                            | 734.4                              | 1,122.7                             | 1,459.5                    | VI                                             |      |
| 191.5                                            | 715.6                              | 1,124.5                             | 1,447.5                    | VII                                            |      |
| 191.9                                            | 683.6                              | 1,112.0                             | 1,428.0                    | VIII                                           |      |
| 191.4                                            | 640.2                              | 1,082.5                             | 1,404.7                    | IX                                             |      |
| 189.4                                            | 589.0                              | 1,035.5                             | 1,381.3                    | X                                              |      |
| 185.9                                            | 534.8                              | 973.4                               | 1,360.6                    | XI                                             |      |
| 181.3                                            | 482.3                              | 901.6                               | 1,344.6                    | XII                                            |      |
| 176.1                                            | 436.1                              | 827.5                               | 1,333.6                    | I                                              | 2009 |
| 171.1                                            | 399.3                              | 758.8                               | 1,328.0                    | II                                             |      |
| 167.0                                            | 373.2                              | 702.2                               | 1,327.6                    | III                                            |      |
| 164.0                                            | 357.5                              | 661.7                               | 1,331.5                    | IV                                             |      |
| 162.3                                            | 349.9                              | 637.8                               | 1,337.4                    | V                                              |      |
| <b>Trend data- Percent change <sup>(2)</sup></b> |                                    |                                     |                            | <b>נתוני מגמה - אחוז השינוי <sup>(2)</sup></b> |      |
| 0.7                                              | -0.8                               | 1.1                                 | -0.2                       | VI                                             | 2008 |
| 0.5                                              | -2.6                               | 0.2                                 | -0.8                       | VII                                            |      |
| 0.2                                              | -4.5                               | -1.1                                | -1.3                       | VIII                                           |      |
| -0.3                                             | -6.3                               | -2.7                                | -1.6                       | IX                                             |      |
| -1.0                                             | -8.0                               | -4.3                                | -1.7                       | X                                              |      |
| -1.8                                             | -9.2                               | -6.0                                | -1.5                       | XI                                             |      |
| -2.5                                             | -9.8                               | -7.4                                | -1.2                       | XII                                            |      |
| -2.9                                             | -9.6                               | -8.2                                | -0.8                       | I                                              | 2009 |
| -2.8                                             | -8.4                               | -8.3                                | -0.4                       | II                                             |      |
| -2.4                                             | -6.5                               | -7.5                                | 0.0                        | III                                            |      |
| -1.8                                             | -4.2                               | -5.8                                | 0.3                        | IV                                             |      |
| -1.0                                             | -2.1                               | -3.6                                | 0.4                        | V                                              |      |

(1) Excl. diamonds, aircraft and ships.  
 (2) Percent change on previous period.

(1) ללא יהלומים, אניות ומטוסים.  
 (2) השינוי באחוזים, כל תקופה לעומת קודמתה.