



INTERNAL MIGRATION IN ISRAEL 1999-2000

JERUSALEM, MARCH 2004

This Publication was Prepared by Yifat Shani-Abuhazera – Population Division

**Other workers of the Central Bureau of Statistics who participated in
preparing this publication:**

Population Division: Norma Gurovich – Director of Division
Department of Informatics: Ania Holmaneski – Data Processing
Publication Division: Hagit Ansbacher – Editing
Natalia Reznik – Tables and Diagrams Designing

For further information regarding this publication, please contact Norma Gurovich,
Tel. 02-6593040, or Yifat Shani-Abuhazera, Tel. 02-6593039.

Copyright © 2004 The State of Israel




ISSN 0793-5382

CONTENTS




Definitions

Diagrams






Tables

-  A. Internal Migration between and within Localities 1979-2000
-  B. Internal Migration between Localities, by Age and Population Group 2000
-  C. Internal Migration between Localities, by Age and Population Group 1999








Historical Tables 1984-2000

-  I. Persons Entering and Leaving, by District, Sub-district and Area
-  II. Persons Entering and Leaving, by Type of Locality
-  III. Persons Entering and Leaving Localities with 10,000 Inhabitants and Over

1999

-  1. Persons Entering and Leaving, by Age, Sex, District, Sub-district and Area
-  2. Persons Entering and Leaving, by Age, Sex and Type of Locality
-  3. Persons Entering and Leaving, by District, Sub-district, Area and by Population Group
-  4. Persons Entering and Leaving, by Type of Locality and Population Group
-  5. Immigrated 1990+ - Persons Entering and Leaving, by District, Sub-district and Area

2000

-  6. Persons Entering and Leaving, by District, Sub-district, Area and by Population Group
-  7. Persons Entering and Leaving, by Type of Locality and Population Group
-  8. Persons Entering and Leaving, by Age, Sex, District, Sub-district and Area
-  9. Persons Entering and Leaving, by Age, Sex and Type of Locality
-  10. Persons Entering and Leaving Localities with 10,000 Inhabitants and Over, by Age and Sex
-  11. Immigrated 1990+ - Persons Entering and Leaving, by District, Sub-district and Area and by Duration of Residence
-  12. Immigrated 1990+ - Persons Entering and Leaving, by District, Sub-district and Area

This Publication was Prepared by Yifat Shani-Abuhazera – Population Division

**Other workers of the Central Bureau of Statistics who participated in
preparing this publication:**

Population Division: Norma Gurovich – Director of Division

Department of Informatics: Ania Holmaneski – Data Processing

Publication Division: Hagit Ansbacher – Editing

Natalia Reznik – Tables and Diagrams Designing

For further information regarding this publication, please contact Norma Gurovich,
Tel. 02-6593040, or Yifat Shani-Abuhazera, Tel. 02-6593039.

Copyright © 2004 The State of Israel

ISSN 0793-5382

DEFINITIONS

A. INTERNAL MIGRATION

Measured according to the changes of address that were reported to the Population Register of the Ministry of the Interior. Non-reported changes were not included.

1. **Migration within localities:** reported change of address within the same locality.
2. **Migration between localities:** reported change of address from one locality in Israel to another, excluding new immigrants who were recorded for the first time in the Population Register.
3. **Persons entering** (migration between localities): residents who report a move **to** one locality in Israel from another one.
4. **Persons leaving** (migration between localities): residents who report a move **from** one locality in Israel to another.
5. **Migration balance:** the difference between the number of residents who entered a locality and those who left it.

B. DEMOGRAPHIC CHARACTERISTICS

1. **Age:** a person's full years of age in the year of the registration of the address.

C. GEOGRAPHICAL DIVISIONS

1. **District and sub-district:** districts and sub-districts were defined according to the official administrative division of the State of Israel.
2. **Type of locality:** localities are divided into two principal groups: urban localities and rural localities; the distinction between them is based on size:

Urban localities number 2,000 inhabitants or more, and are classified by size.

Rural localities number less than 2,000 inhabitants and are classified by type as follows:

Moshav is a rural locality organized as a cooperative, with rights to agricultural land according to the terms of the Israel Lands Administration. This is a locality of family units, each of which functioning as an independent economic entity. Some of the production and economic administration belongs to the cooperative. The extent of cooperation is determined by the residents.

Collective moshav is a rural collective locality where production and marketing are collective and consumption is private.

Kibbutz is a rural locality where production, marketing and consumption are collective.

Institutional locality is an institution which has the characteristics of a locality and is not included in the administrative boundaries of another locality.

Communal locality is a rural locality organized as a cooperative society with no rights to agricultural land. In those localities the areas of cooperation (production, consumption, municipal administration, social activities) and the extent of those areas are determined by the residents.

Other rural locality is a locality numbering less than 2,000 residents and not included in other types of localities described above.

Living outside localities: people scattered in small groups and living outside the boundaries of any locality. The places where such people live do not have the characteristics of a locality (as defined above). Since the 1983 Census, the population of those "living outside localities" includes the Bedouin tribes

Bedouin tribes: the Bedouin population which lives in south and north of Israel outside the boundaries of localities. The Bedouin who live in localities (including Bedouin localities such as Rahat, Tel Sheva, etc.) are included in localities and not among the Bedouin tribes.

Permanent type of locality: there are cases in which the definition of type of locality may change from rural to urban, or from one urban category to another. In order to enable comparison of demographic data from one year to the next, a permanent type of locality is determined after every census. From 1995 to 2000, permanent type of locality is determined according to the 1995 census. The data presented in this publication relate to permanent type of locality.

TABLES

Explanatory Notes

Blank space = irrelevant as a result of the table's structure

- = no cases

.. = unknown or not for publication

Rounding of numbers: details do not necessarily add up to totals, because of rounding.