



State of Israel



The Central
Bureau
of Statistics



Israel Police

Statistilite 104

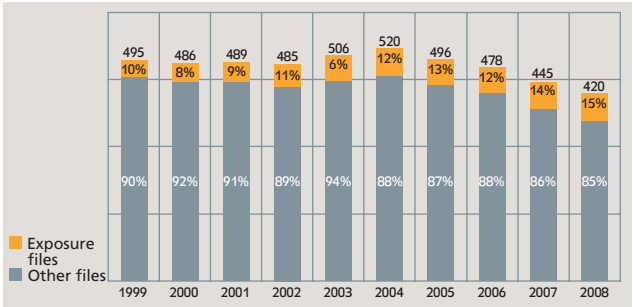
A large, stylized fingerprint graphic in a darker shade of blue, centered on the page and extending from the middle to the bottom.

Crime in Israel 1999-2008

Investigation Files

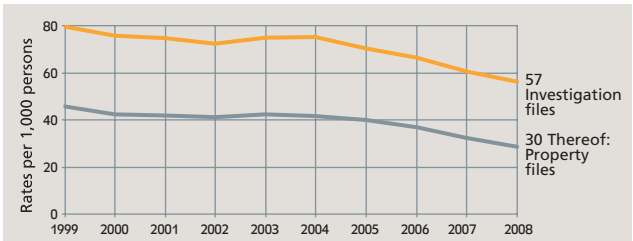
- The current crime statistics are based on police data relating to investigation files opened by the police.

1 Investigation Files Opened, by Type of File, Thousands and Percentages, 1999-2008

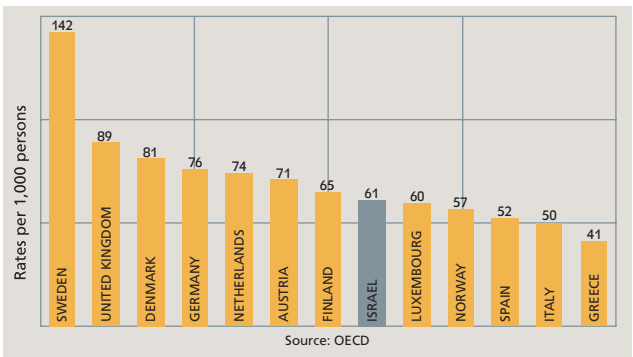


- In 2008, the Israel Police opened some 420,000 investigation files - 85% following complaints by citizens and 15% "exposure files" (files opened following activity taken at police initiative). The share of "exposure files" has increased steadily from 10% in 1999. In 1999-2004, the number of investigation files opened was stable at nearly 500,000 per year. Since 2005, the number of files has declined steadily and came to around 420,000 in 2008.

2 Total Investigation Files Opened and, Thereof, Property Files, Rates per 1,000 Persons, 1999-2008



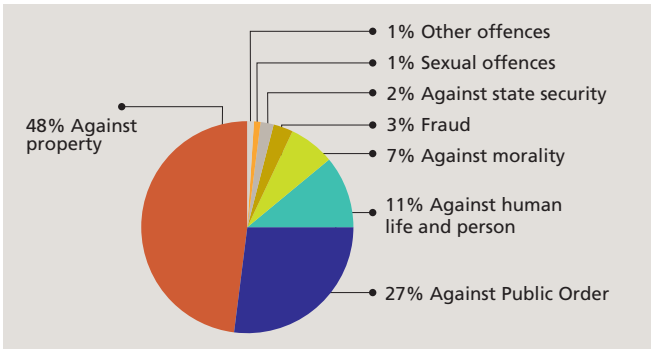
3 Investigation Files Opened, Rates per 1,000 Persons, Selected Countries, 2007



Types of Offences

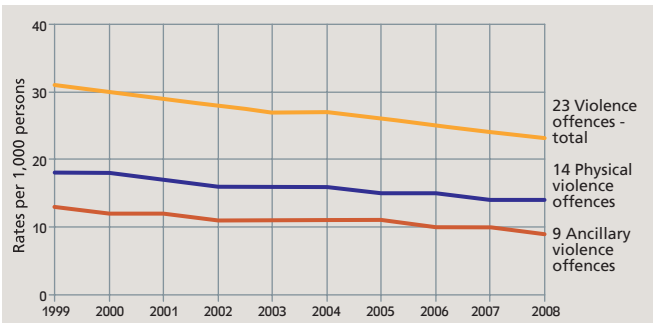
- Of the 420,000 offences recorded in the investigation files opened in 2008, about half were property crimes.

4 Offences, by Type, 2008



- The most common offence in the category of offences against public order is threat (38%) and the most common in the rubric of morality is use of dangerous drugs (67%).
- Violent offences are defined as aggressive behavior that is manifested in physical violence offences (offences against human life and body, sexual offences, robbery, brawls, and disorders) and ancillary violence (extortion, damage and vandalism, carrying a knife, and threat). The rate of violent offences of all types declined from 1999 (31 offences per 1,000 persons) to 2008 (23 offences per 1,000 persons).

5 Violent Offences, Rates per 1,000 Persons, 1999-2008



- Severe assault belongs to the category of physical-violence crimes. In 2008, 16,000 severe assault offences were recorded; they include murder and attempted murder (including events against nationalist background), manslaughter, battery, attacking public servants, and attacking a member of the police. There were 171 murders and 213 attempted murders. In 1999, there were 14,000 severe assault events.

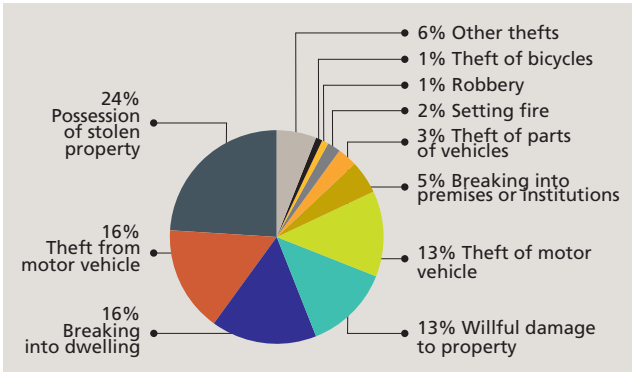
Juvenile Files

- 8% of all files opened in 2008 were juvenile files (juveniles are persons who have not yet reached the age of 18). The number of juvenile files opened was 4% larger in 2008 than in 2007.
- The most common offences in juvenile files, as in adult files, are property crimes (38%). Nearly one-third of juvenile files were opened following to activity undertaken at police initiative.

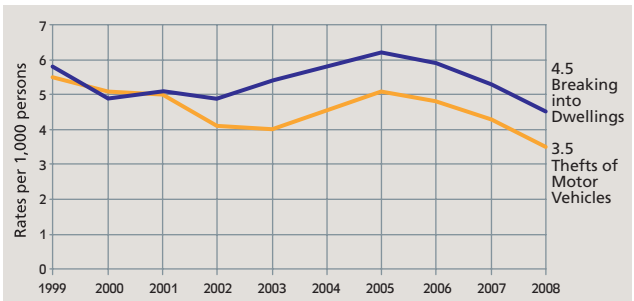
Types of Offences (cont'd)

- In 1999-2005, the number of property crimes was stable at around 285,000 on annual average. Since 2006, the number of such crimes has been declining. In 2008, there were 11% fewer property crimes than in 2007. Since 2003, the peak year in the past decade, there has been a 26% decrease. The rate of property crimes per 1,000 persons declined from 35 in 2003 to 30 in 2008.
- 56% of all property crimes involve the following crimes: possession of stolen property, theft from motor vehicle and breaking into dwelling.

6 Property Crime, by Type, 2008



7 Thefts of Motor Vehicles and Breaking into Dwellings, Rates per 1,000 Persons, 1999-2008



- The most common offences against public order are: threats (38%), violation of law of entry to Israel (14%), trespassing (9%), and assault against judicial authority (6%).
- The most common offences against morality are: drug use (67%), drug trafficking, import and export (16%), and possession of drugs not for personal use (15%).

Central Bureau of Statistics
Information Center

Web Site: www.cbs.gov.il
E-Mail: info@cbs.gov.il
Tel: 02-6592666

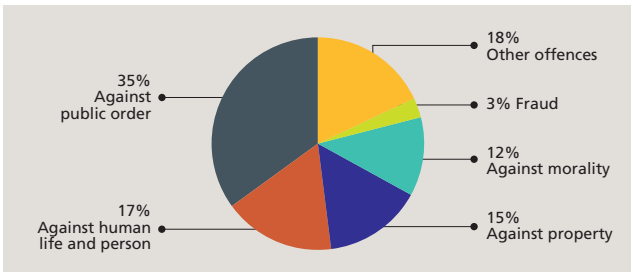
Israel Police

Research and Statistics Unit
Planning and Organization Department
Web Site: www.police.gov.il
E-Mail: research@police.gov.il
Tel: 02-5429121

Suspects and Offenders

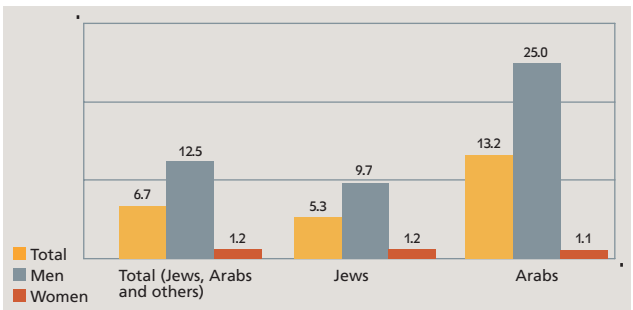
- In 2008, 150,000 suspects were investigated, 10% of whom were minors (up to age 17). In 1999, 118,000 suspects were investigated, 8% of whom were minors. Since 2000 the number gradually increased and reached 150,000 in 2004; since 2005 it decreased and reached 143,000 in 2007. Approximately half of the suspects investigated in 2008 were Jews.
- For 42% of all suspects investigated, a file for an offence against public order was opened; for 16% a file for property crime was opened.
- In 2007, 35,000 offenders were convicted in court. Since 1999, the number of offenders convicted has been fluctuating between 32,000 and 40,000.
- Some 32,000 offenders convicted in 2007 were adults (aged 18+) and 3,000 were minors who were convicted in Juvenile Court.
- 91% of adult offenders convicted were men; 46% were aged 30-49; 62% were Jews, 32% were Arabs, and 6% were other.
- The most common offences for which adult offenders were convicted were offences against public order (35%).

8 Adult Offenders (Aged 18+) Convicted in Court, by Type of Offence, 2007



- In 2007, the rate of offenders aged 18+ was 6.7 per 1,000 persons - 5.3 among Jews and 13.2 among Arabs (14.6 among Muslims, 9.9 among Druze, and 5.9 among Christians). The rate of young offenders was 3.5 per 1,000 persons - 3.5 among Jews and 2.7 among Arabs.

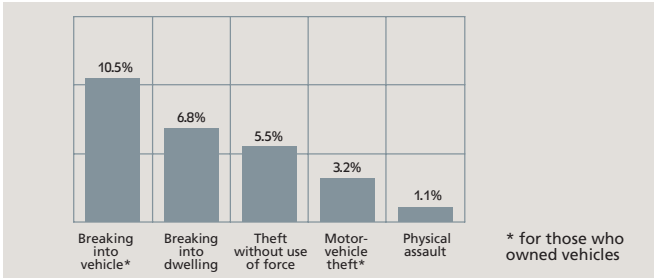
9 Adult Offenders (Aged 18+), Rates per 1,000 persons, by Sex and Population Group, 2007



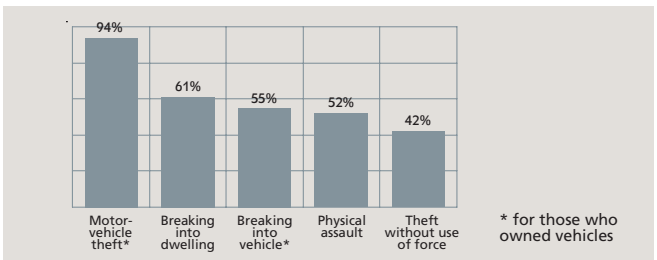
Victimization by Crime

- As part of the CBS' annual social survey (performed since 2002), persons aged 20+ are asked whether in the year preceding the survey they were affected by five offences (physical assault and four types of property crimes), whether those affected reported this to the police, and, among those who did not report, why they did not report.

10 Persons Aged 20+ Who Were Victimized by Crime, by Type of Offence, 2008



11 Persons Aged 20+ Who Were Victimized by Crime and Reported It, by Type of Offence, 2008



- The rate of persons reporting on theft decreased from 40% in 2003 to 37% in 2007 and increased to 42% in 2008.
- 30% of those who informed the police about a breaking into dwelling or a theft were satisfied with the response of the police. 70% of women who reported physical assault to the police were satisfied with the police response, as against 38% of men.

12 Satisfaction with Police Handling of Complaint, by Sex and Type of Offence, 2007

