

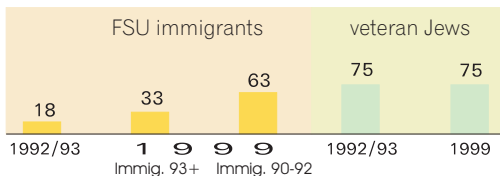
Immigration to Israel from the Former Soviet Union



STANDARD OF LIVING

◆ The standard of living of FSU immigrants improves the longer they live in Israel. Over the years, many of them purchase apartments, even though, their value is about half that of the apartments owned by veteran Israelis.

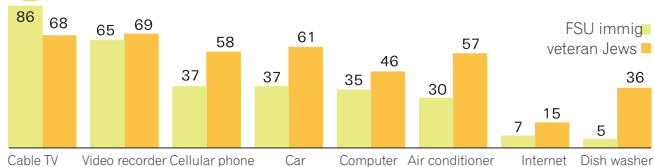
11 Apartment ownership (%), 1992/93, 1999



◆ Over the years, housing density among immigrants has declined to the level characterizing all Israelis, i.e., one person per room on the average. Clearly, the decline in density was due in part to the decline in average household size among immigrants (from 3.4 persons per household for those who arrived in 1992, to 2.8 persons per household for those who arrived in 1999).

◆ Over the years, the rate of ownership of durable goods among immigrants increased. In 1992/93, 8% of the immigrants owned a computer, and seven years later - 43%. The large percentage of immigrants who subscribe to cable television apparently derives from the desire to maintain connections with their country of origin.

12 Ownership of durable goods (%), 1999



◆ The main source of income for the immigrants, as well as for the veteran Israelis, is paid employment. Allowances and other sources of financial support (mainly the National Insurance Institute) constituted one-third of the immigrants' income soon after arrival in Israel, and 22% of their income in 1999, compared with 10% among all Jews in both periods. The proportion of allowances and other support from the National Insurance Institute remained unchanged (16%), while the proportion of support from other institutions declined from 16% in 1992/93 to 5% in 1999. Half of the expenditures of immigrants who arrived in Israel after 1992 were allocated to food and housing (39% among the veteran Jewish population).

For some items, data refer to the total population of immigrants to Israel from Europe in the 1990s. Of that population, 95% arrived from the FSU.

October 2001

Central Bureau of Statistics

Tel. 02-6592666 Fax 02-6521340

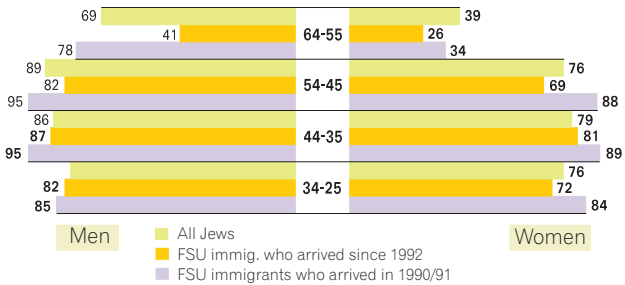
E-mail: info@cbs.gov.il

Website: www.cbs.gov.il

EMPLOYMENT (PERSONS AGED 15 AND OVER)

◆ The rate of participation in the labour force in the FSU is very high. Of the FSU immigrants, 70% were employed prior to immigration. This pattern has been maintained in Israel, and is particularly noteworthy among the more veteran immigrants, who benefited from the employment opportunities that were available in the early 1990s. Those who arrived in the country later - and particularly older immigrants - had greater difficulty finding employment, and some have even given up searching.

8 Labour force participation by age (%), 1999

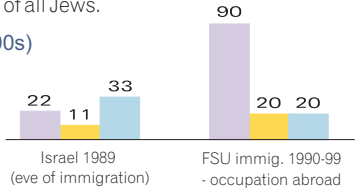


◆ Unemployment rate among FSU immigrants is higher than among the veteran population. In 1999, 11% of men and 13% of women from the FSU were unemployed- 40% more than among all Jews. Concomitantly, unemployment among them declined as length of residence in Israel increased. After 10 years of residence in Israel, their unemployment rate was the same as that of all Jews.

◆ The immigrants are highly educated. Nearly 60% had post-secondary education, compared with 40% of all Jews.

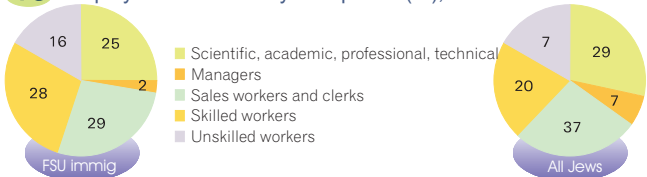
9 Selected Occupations (000s)

- Engineers and architects
- Physicians and dentists
- Nurses, paramedical



◆ Of the immigrants who arrived in Israel in 1999 and were employed prior to their arrival, 58% were scientists, academic scholars, associate professionals and technicians. This is almost twice the percentage of workers in these fields among all Jews. Of course, not all of the migrants who entered the Israeli labour force were employed in the professions they practiced abroad.

10 Employment in Israel by occupation (%), 1999

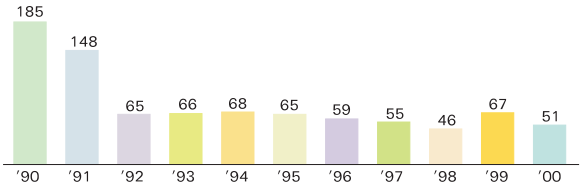


◆ The gross monthly income of households of FSU immigrants in 1999 (NIS 7,200) was 40% less than that of veteran Jewish households (NIS 12,000).

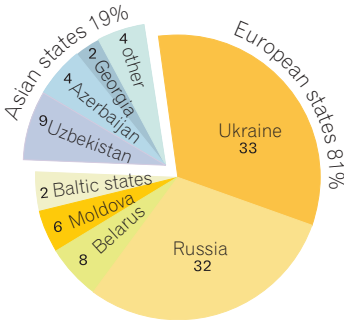
DEMOGRAPHICS

◆ The 900,000 immigrants who came to Israel from the Former Soviet Union (FSU) in the 1990s constitute the largest influx of immigrants to Israel since the mid 1950s. They joined 170,000 immigrants from the Soviet Union who arrived during the 1970s. The gates of the Soviet Union were closed in other years.

1 FSU immigrants by year of immigration (000s), 1990-2000

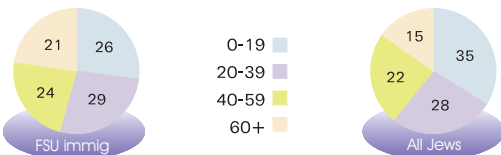


2 FSU immigrants who arrived in 1990-2000, by state (%)



◆ Women from the FSU have 1.7 children on the average - one child less than all Jewish women. This is the main reason for the immigrants' older age structure. Whereas 35% of all Jews are in the 0-19 age group, only 26% of the immigrants are in these ages.

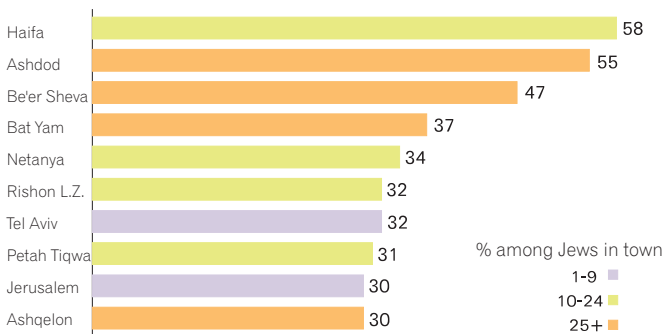
3 Age structure (%), 2000



GEOGRAPHIC DISTRIBUTION

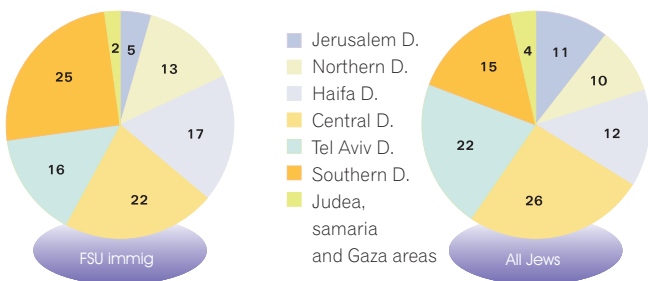
- ◆ Almost half of the FSU immigrants reside in 10 cities.
- ◆ Within the cities, the immigrants are concentrated in certain neighborhoods, and in some of them they are the largest group of origin. In Haifa's Hadar Hacarmel, for example, they constitute about 40% of the population.

4 Localities with more than 30,000 FSU immigrants (000s), 2000



- ◆ Since housing is less expensive in the periphery of Israel, the proportion of immigrants in the Southern and Northern Districts (38%) is higher than that of all Jews (25%).

5 Districts (%), 2000



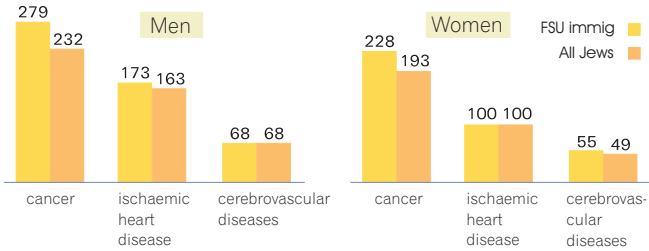
- ◆ While seeking housing and employment, many immigrants left the locality in which they first settled. Thus, in recent years about 70 out of every 1,000 immigrants changed their locality of residence, compared with 40 among all Jews.

HEALTH

◆ In the FSU, life expectancy is relatively low compared with the Western world. In the first years after immigrating to Israel, the mortality rate of the immigrants was higher than that of the veteran Jewish population. Today, however, there is no appreciable difference.

◆ The main causes of death for FSU immigrants, as for all Jews, are cancer (higher for the immigrants than for all Jews), and heart and cerebrovascular diseases (similar for both groups).

6 Main causes of death (rates per 100,000)*, 1997

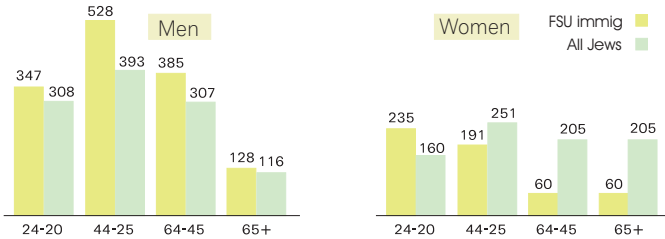


* Rates, without the impact of age

◆ A 1996/1997 Health Survey revealed that FSU immigrants have headaches and high blood pressure more often than all Jews, but complain less of back pain, arthritis, slipped discs, asthma, and diabetes.

◆ Male immigrants smoke much more than all Jewish men, while immigrant women smoke less than all Jewish women - with the exception of younger immigrant women, for whom the rate of smokers is 50% higher than among all Jewish women in the same age group.

7 Smoking by age (rates per 1,000), 1996/97



◆ Mammograms are less common among FSU immigrant women than among veteran Israeli women. Over the six months of study, only 94 out of every 1,000 immigrant women aged 30 and above had a mammogram, compared with 126 for veteran Jewish women. The rate for the immigrants aged 50-64 (93 per 1000) was half that of veteran Jewish women.

◆ In a 1997/8 survey of persons aged 60 and above, a lower proportion of immigrants than of all Jews evaluated their health as good or very good.