

# Media Release

[info@cbs.gov.il](mailto:info@cbs.gov.il) [www.cbs.gov.il](http://www.cbs.gov.il) Fax: 02-6521340

Jerusalem  
31 December 2020  
438/2020

## Population of Israel on the Eve of 2021

### According to Central Bureau of Statistics estimates

- On 31 December, 2020, Israel's population is estimated at 9,291,000 residents.<sup>1</sup>
- 6,870,000 are Jews (73.9% of the total population), 1,956,000 - Arabs (21.1%) and 456,000 Others (5.0%).<sup>2</sup>
- During 2020, Israel's population increased by 1.7%. 84% of the increase was due to natural growth<sup>3</sup> and 16% was from the international migration balance.<sup>4</sup>
- During the year, approximately 176,000 infants were born (73.8% born to Jewish mothers, 23.4% to Arab mothers and 2.8% to mothers of Others).
- Approximately 20,000 new immigrants<sup>5</sup> arrived in Israel during 2020.

During 2020, approximately 151,000 persons were added to the Israeli population, an increase of 1.7%. Most of the increase (84%) of the Israeli population was due to natural growth<sup>3</sup> and the rest (16%) to the international migration balance.<sup>4</sup> During the year, 176,000 infants, 20,000 immigrants (as opposed to 34,000 last year) and approximately 11,000 other migrants (returning citizens<sup>6</sup> and persons who immigrated under the Entry Law) were added to the population. The population was

<sup>1</sup> The population estimates for the end of 2020 are temporary and do not include the population of foreign workers living in Israel. The foreign population was estimated at 167,000 at the end of 2019. Also, the population estimate does not include people who entered the country without a residence permit and not through recognized border crossings.

<sup>2</sup> "Others" include non-Arab Christians and persons not classified by religion in the Population Register.

<sup>3</sup> Natural growth: The difference between births and deaths.

<sup>4</sup> International migration balance: The difference between the number of residents entering the State of Israel and the number of persons leaving.

<sup>5</sup> Excluding returning citizens.

<sup>6</sup> Returning citizen: A person who was born to an Israeli citizen while he or she was staying abroad and entered Israel with the intention of permanent residence.

reduced by approximately 50,000 persons who died and approximately 6,000 Israelis who were staying abroad for more than a year.

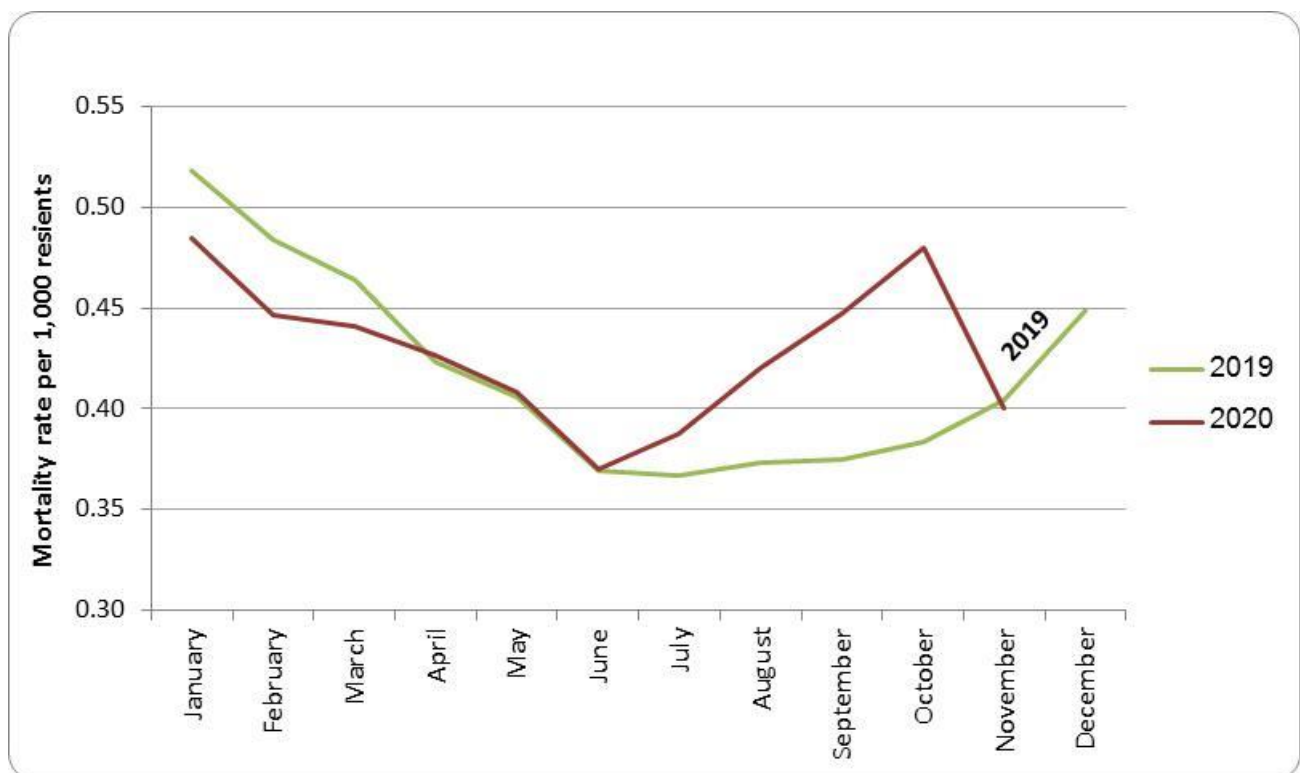
### Births

During the year, approximately 176,000 infants were born (73.8% born to Jewish mothers, 23.4% to Arab mothers and 2.8% to mothers of Others).

### Deaths

Approximately 50,000 people died in 2020. In the first months after the Coronavirus pandemic reached Israel, the number of deaths from COVID-19 was relatively low, as was the percentage of deaths from the virus out of the total number of deaths. This percentage was on an upward trend since the middle of July, though at the end of October there was a decrease in the percentage of deaths from the virus out of the total number of deaths.

**Diagram 1 - Mortality Rate by Month,\* 2019-2020**



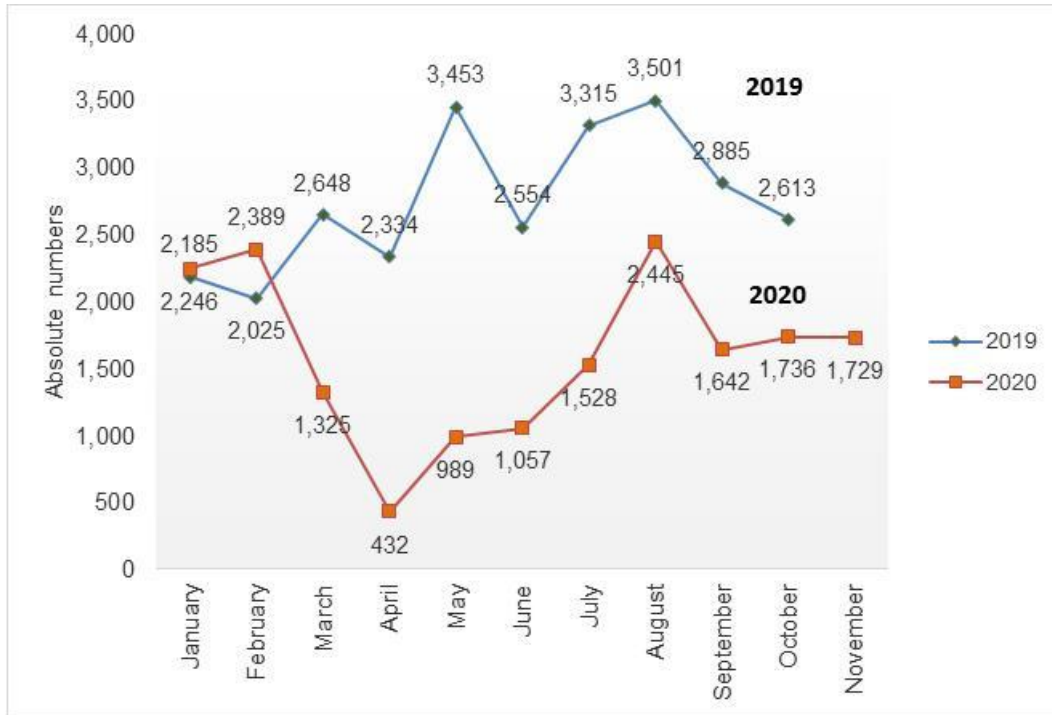
\* Adjusted for number of days per month

### Immigrants

The main countries from which immigrants came this year were: Russia (38.1%), Ukraine (15.1%), France (11.0%) and the US (10.7%).

During 2020, following the outbreak of the Coronavirus pandemic and the closing of Israel's borders to air travel, there was a significant decrease in the number of immigrants arriving in Israel. During the first ten months of 2020 (January–October), 15,800 immigrants arrived in Israel – a decrease of 42.6% compared to the parallel period in 2019.

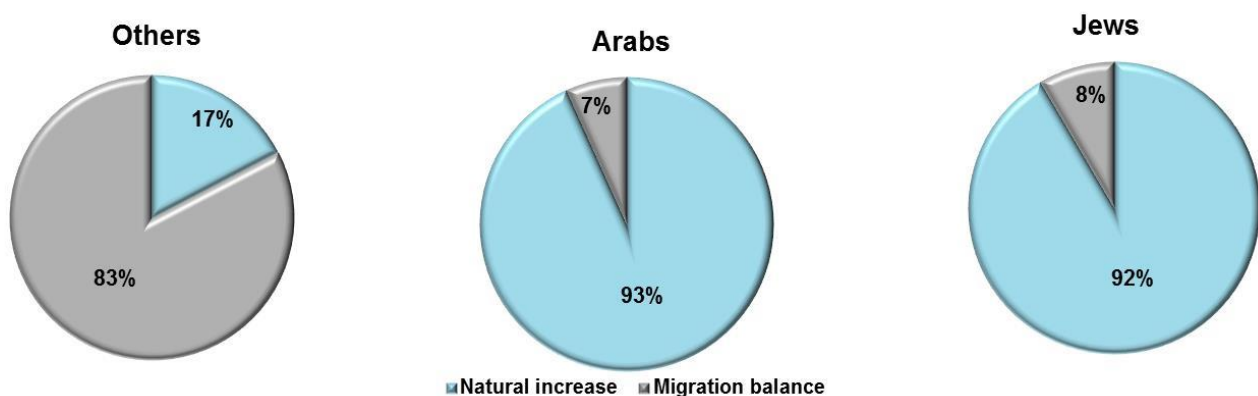
**Diagram 2 - Immigrants to Israel January-November, 2019 and 2020**



### Sources of Growth

Among Jews, 92% of the population increase was due to natural growth,<sup>7</sup> among Arabs it was 93% and among Others, 17% was due to natural growth and the main increase was a result of immigration.

**Diagram 3 - Sources of Growth, by Population Group, 2020**



<sup>7</sup> This datum is lower than previous years, due to the decrease in the number of immigrants.

**Sources of Growth, by Population Group, 2020 and 2019**

<b>Sources of Growth</b>	<b>Total Population</b>	<b>Jews</b>	<b>Arabs</b>	<b>Others</b>
<b>2020</b>				
Total growth	<b>150,929 (100%)</b>	97,276 (100%)	37,176 (100%)	16,477 (100%)
Natural increase	<b>126,585 (84%)</b>	89,052 (92%)	34,670 (93%)	(2,863 (17%))
International migration balance	<b>24,344 (16%)</b>	8,224 (8%)	2,506 (7%)	13,614 (83%)
<b>2019</b>				
Total growth	<b>168,205 (100%)</b>	107,494 (100%)	37,840 (100%)	22,871 (100%)
Natural increase	<b>131,398 (78%)</b>	92,748 (86%)	35,542 (94%)	3,108 (14%)
International migration balance	<b>36,807 (22%)</b>	14,747 (14%)	2,297 (6%)	19,763 (86%)