

Media Release

info@cbs.gov.il www.cbs.gov.il Fax: 02-6521340

[A previous media release on this subject appeared on July 19, 2021](#)

Jerusalem
August 2, 2021
261/2021

Labour Force Survey Data, First Half of July 2021

Methodological definitions and explanations can be seen at the end of this Media Release.

Original Data

In first half of July 2021 (compared with second half of June 2021, among persons aged 15 and over):

- Unemployment rate from the labour force - 5.4% (5.6% in the second half of June 2021)
- The percentage in labour force of employed persons temporarily absent from work all week due to reasons related to the Coronavirus pandemic + unemployed persons – 6.7% (6.6% in the second half of June 2021)
- The percentage in labour force of persons not in the labour force who stopped working due to dismissal or closure of the workplace from March 2020 + employed persons temporarily absent from work all week due to reasons related to the Coronavirus pandemic + unemployed persons – 9.0% (8.8% in the second half of June 2021)
- Employment rate excluding persons temporarily absent from work all week due to reasons related to the Coronavirus pandemic – 59.1% (59.4% in the second half of June 2021)

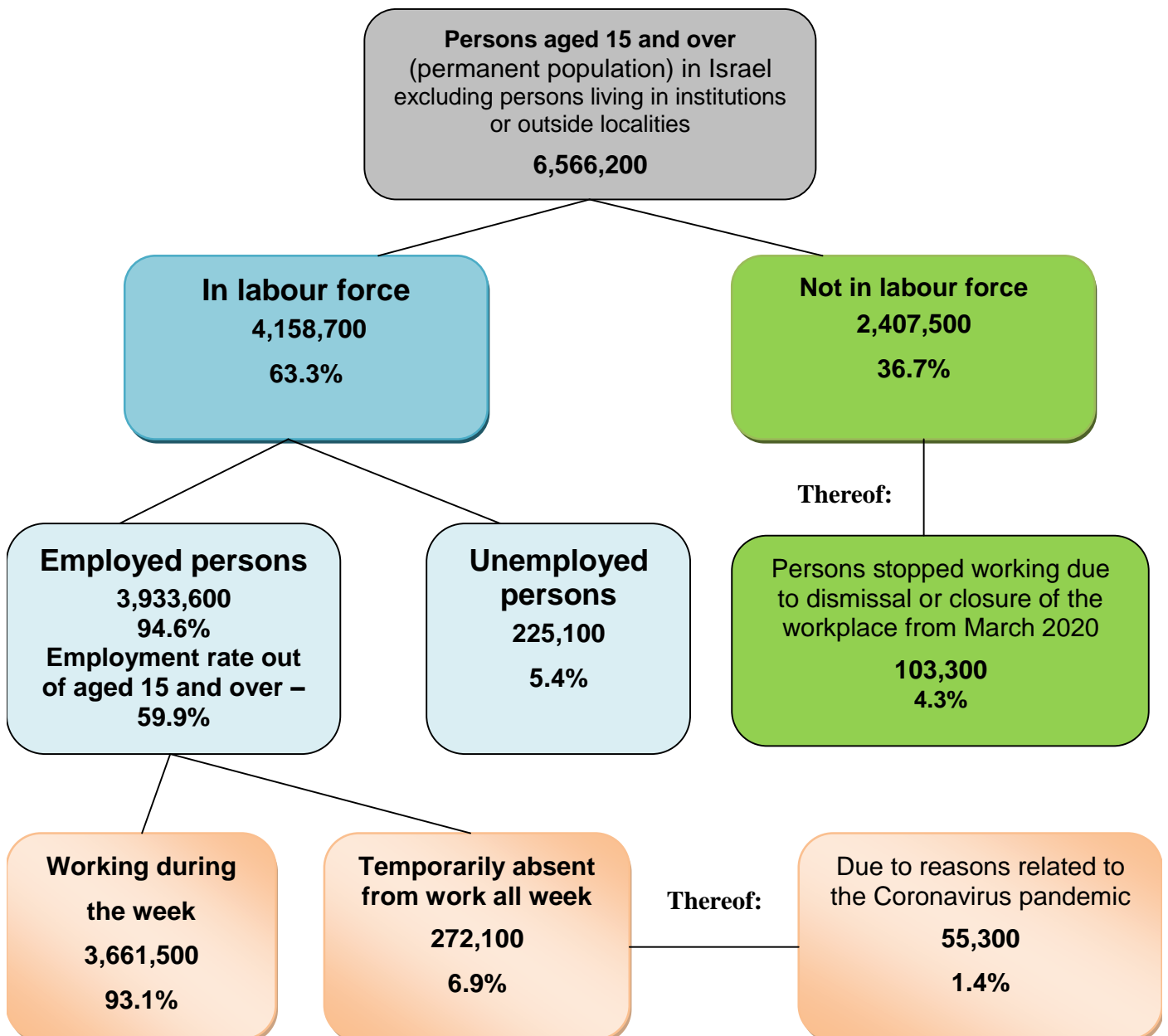
Number and percentage in labour force	Second half of June 2021	First half of July 2021
Unemployed persons	232,300 5.6%	225,100 5.4%
Employed persons temporarily absent from work all week due to reasons related to the Coronavirus pandemic + unemployed persons	274,100 6.6%	280,400 6.7%
Persons not in the labour force who stopped working due to dismissal or closure of the workplace from March 2020 + employed persons temporarily absent from work all week due to reasons related to the Coronavirus pandemic + unemployed persons	376,600 8.8%	383,700 9.0%

Written by Mark Feldman, Deputy Director of the Senior Micro Economic Department, Tel. 02-6592815

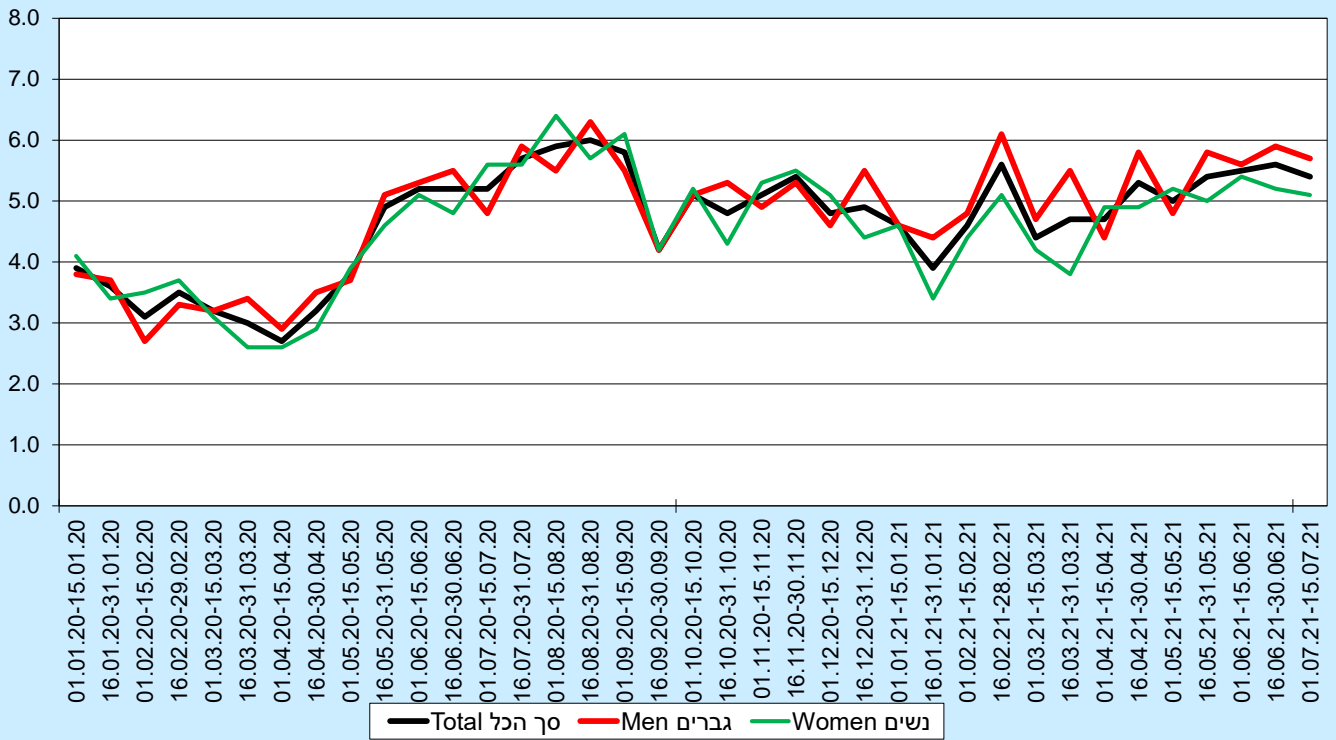
For explanations and clarifications, please also contact the Statistics Information Center, Tel. 02-6592666

Labour Force Characteristics in the First Half of July 2021 - Original Data

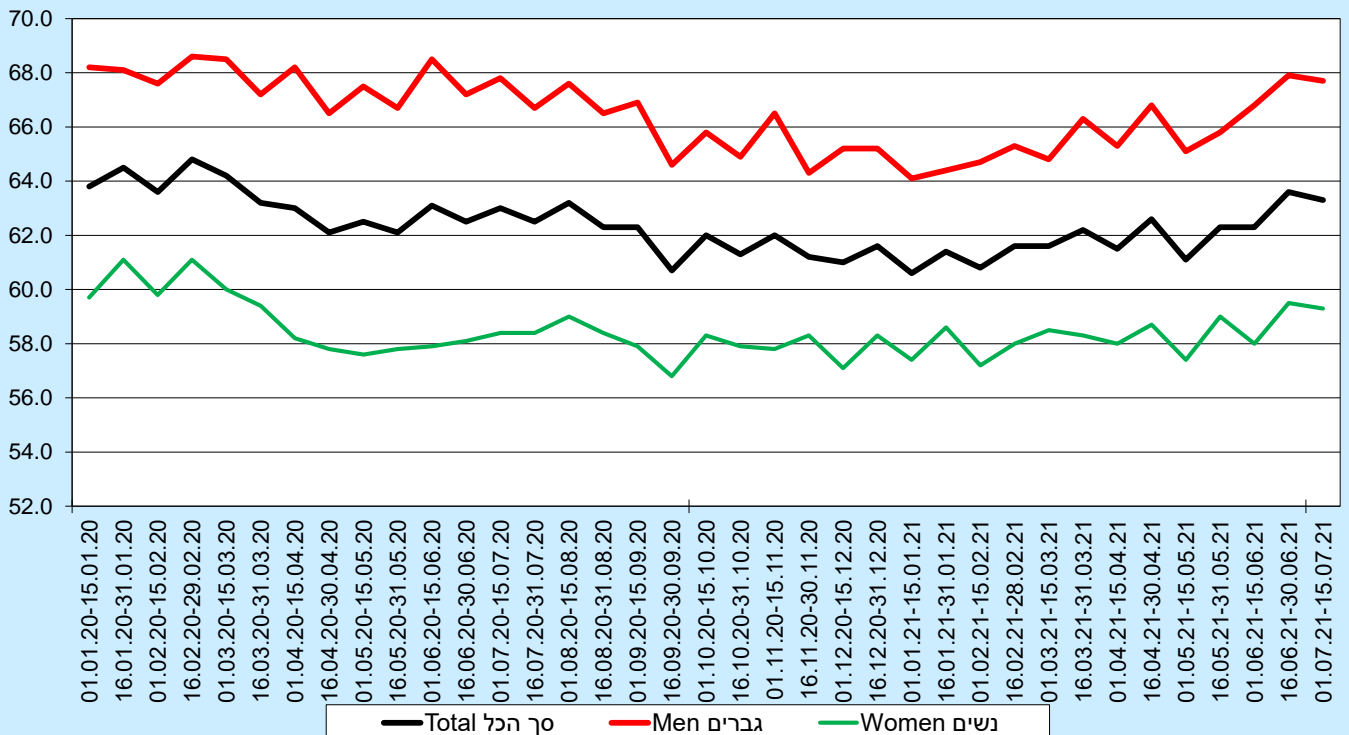
Persons aged 15 and over



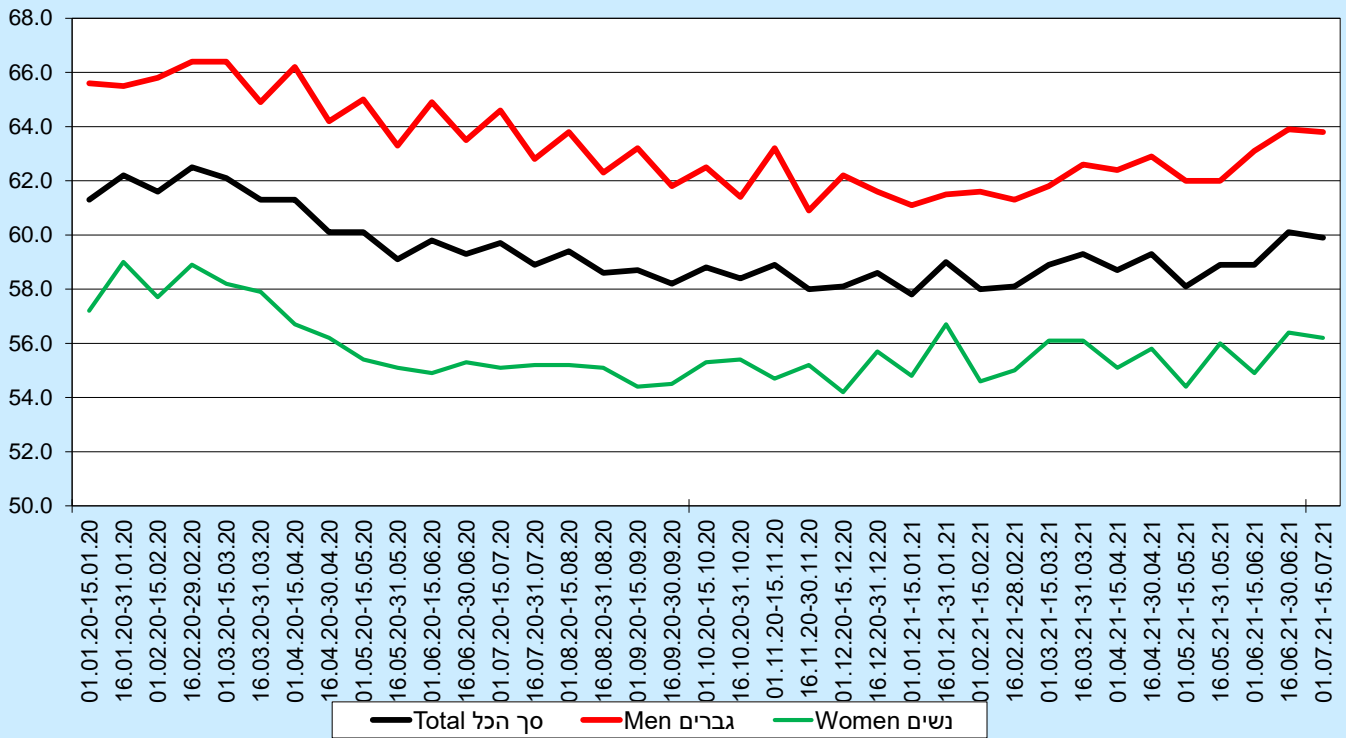
תרשים 1. - אחוז הבלתי מועסקים מכוח העבודה לפי מין - דו שבועי
DIAGRAM 1. - PERCENTAGE OF UNEMPLOYED PERSONS IN LABOUR FORCE BY SEX - 2 WEEKS DATA



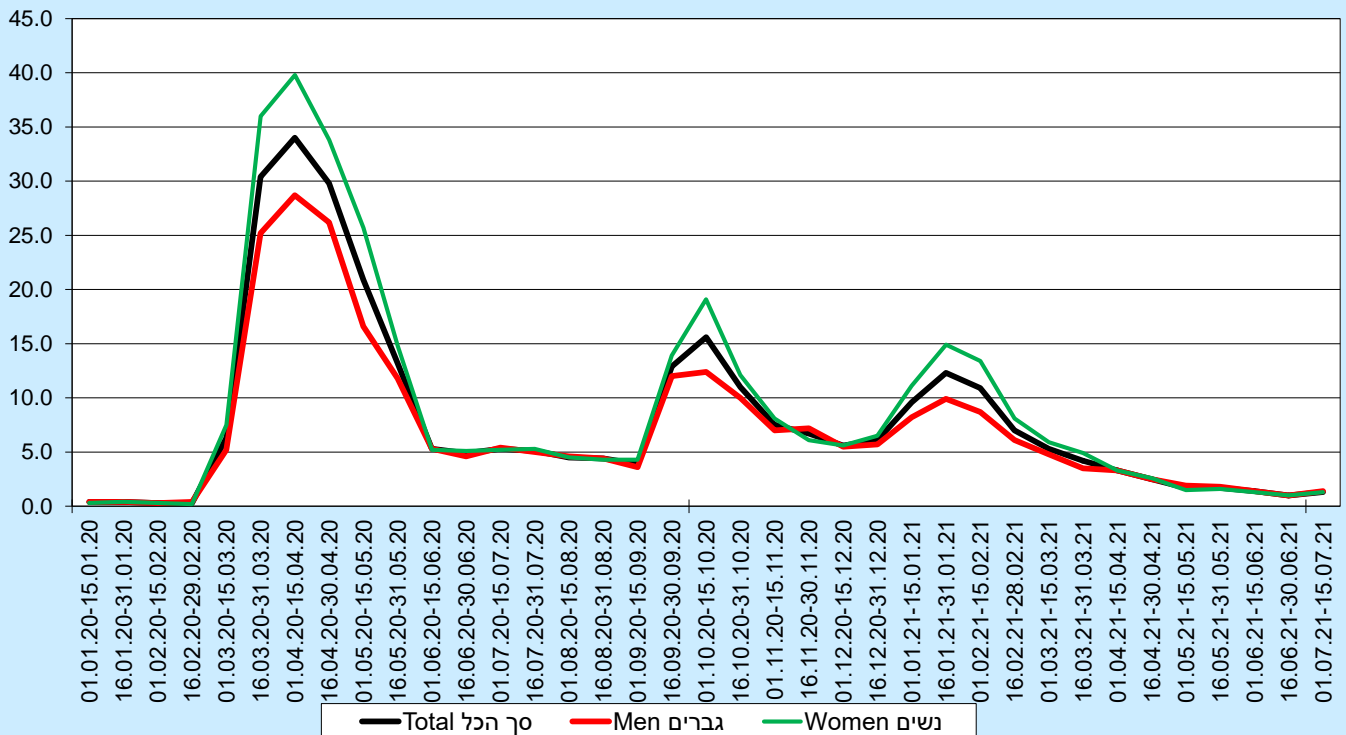
תרשים 2. - אחוז המשתתפים בכוח העבודה לפי מין - דו שבועי
DIAGRAM 2. - PERCENTAGE OF PERSONS IN LABOUR FORCE BY SEX - 2 WEEKS DATA



תרשים 3. - שיעור תעסוקה לפי מין - דו שבועי
DIAGRAM 3. - EMPLOYMENT RATE BY SEX - 2 WEEKS DATA



תרשים 4. - אחוז הנעדרים זמנית מעבודה בשל הקורונה מהמשתתפים בכוח העבודה לפי מין - דו שבועי
DIAGRAM 4. - PERCENTAGE OF PERSONS TEMPORARILY ABSENT FROM WORK DUE TO CORONA VIRUS IN LABOUR FORCE BY SEX - 2 WEEKS DATA



Definitions and Methodological Explanations

The Labour Force Survey is the main source of information regarding the labour force in Israel, and is conducted by the Central Bureau of Statistics on an ongoing basis. In the first half of July 2021, approximately 8,957 persons aged 15 and over have been interviewed on an ongoing basis. In the second half of June 2021, approximately 9,100 persons aged 15 and over have been interviewed on an ongoing basis. The survey population includes the permanent population of Israel, as well as tourists and temporary residents living in Israel continuously for more than one year. The survey follows the development of the labour force in Israel, its size and characteristics, the extent of unemployment, etc.

Detailed definitions of labour force characteristics can be found on the internet site at "[Topics: Labour market](#)".

The definitions of groups relevant to this Media Release are as follows:

1. **Unemployed persons:** Persons aged 15 and over who did not work at all during the determinant week (even for one hour) and do not have work from which they were absent the entire determinant week, who actively sought work during the four weeks preceding the interview and were available to work during the determinant week.
2. **Employed persons temporarily absent from work due to reasons related to the Coronavirus pandemic:** Employed persons aged 15 and over who were temporarily absent from work all week due to reduced workload, work stoppage and those who indicated in the response "Other" that they were absent due to the Coronavirus pandemic. This includes employees who are on unpaid leave, if their return to the same employer is guaranteed, and excludes persons in isolation who are considered absent from work due to illness.
3. **Non-participants in the labour force who stopped working due to dismissal or closure of the workplace from March 2020:** Persons aged 15 and over who did not work in the determinant week, and do not have work from which they were absent the entire determinant week and had not actively sought work during the four weeks preceding the interview and were dismissed from their work from March 2020.

The percentage of the labour force of the three groups together is calculated from the labour force with the addition of the third group to the labour force.

4. **Employed persons excluding temporarily absent from work all week due to reasons related to the Coronavirus pandemic:** Employed persons aged 15 and over excluding

those who were temporarily absent from work all week due to reasons related to the Coronavirus pandemic (see definition in paragraph 2 above).

- 5. Employment rate excluding temporarily absent from work all week due to reasons related to the Coronavirus pandemic:** Calculated as percent of employed persons excluding temporarily absent from work all week due to reasons related to the Coronavirus pandemic of total persons aged 15 and over.

The coronavirus crisis has affected work processes in the Labour Force Survey. The following is a breakdown of the problems and descriptions of how to handle them methodologically. A detailed methodology of the survey can be found on the internet site at "[Topics: Labour market](#)".

Data collection:

From mid-March 2020, in-person interviews could not be conducted. Therefore, all interviews as of mid-April were conducted by telephone. From June 2021, in-person interviews were conducted again.

Data processing:

According to the survey definitions (which correspond to international definitions of the International Labour Organization), the majority of employees who were put on vacation without pay beginning from March 2020 are considered to be employed persons temporarily absent from work. Therefore, the impact of the coronavirus crisis on labour force characteristics is mainly reflected in the following three data series: Employed persons temporarily absent from work all week, Employed persons absent from work part of week, and Employed persons who worked full time during the determinant week.

Bi-weekly estimates are based on current samples only. In order to obtain bi-weekly estimates, weighting coefficients were calculated for all respondents over a two-week period. Weighting coefficients were calculated for approximately 400 cells that were defined by geographic, sex and age groups and were obtained by dividing the size of the survey population in the cell by the number of respondents in it. Additionally, the calculation method of the bi-weekly estimates differs from the calculation method of the monthly estimates in that it also does not rely on the labour force characteristics reported in the previous month. Therefore, inconsistencies may be created in some estimates between the bi-weekly series of estimates and the monthly estimate.

The main differences between the monthly data and the bi-weekly data are as follows:

Type of difference	In monthly data	In bi-weekly data
Sample	Based on current and regular samples	Based on current sample only
Method of calculating weighting coefficients	<ol style="list-style-type: none"> 1. Calibration for external population estimates according to about 700 weighting cells 2. Combined method - for each individual in the household the same weighting factor 3. Use of labour force characteristics from previous enumeration of the same individual 	<ol style="list-style-type: none"> 1. Calibration for external population estimates according to about 400 weighting cells 2. Ratio between population size and number of respondents in each cell 3. No labour force characteristics are used from previous enumeration of the same individual
Sample size	About 20,000 persons aged 15 and over a month	About 10,000 persons aged 15 and over in two weeks
Significance of the estimates	On average one week per month	On average one week in two weeks

Finally, there are other bodies that publish data related to labour market statistics (not in the framework of the Labour Force Survey). Detailed definitions for jobseekers in the Employment Service¹ and claimants for unemployment benefits from the National Insurance Institute² can be seen in the Introduction to Chapter 9 "[The Labour Market](#)" in the [Statistical Abstract of Israel](#).

The differences between the data of the various bodies and the data of the CBS are mainly due to significant differences in definitions. The definitions in these bodies are operative for the fulfillment of their functions, while the CBS data are based on definitions of official statistics, in accordance with the function of the CBS. In light of this and to remove all doubt, talks are currently being held between all the bodies regarding the various data, so there will be full coordination and transparency in the data.

* Additional data on this subject are published in the "[Labour Force Survey Monthly Data](#)" on [the Central Bureau of Statistics website](#)

¹ [On the Employment Service website \(Hebrew only\)](#).

² [On the National Insurance Institute website](#).