



הלשכה המרכזית לסטטיסטיקה
Central Bureau of Statistics
دائرة الإحصاء المركزية



מדינת ישראל
STATE OF ISRAEL

MOTOR VEHICLES

2022

PUBLICATION No. 1910
www.cbs.gov.il

Jerusalem, August 2023

COPYRIGHT 2023 © THE STATE OF ISRAEL

ISSN 0075-1057

PREFACE

This publication presents data on motor vehicles in Israel at the end of 2022. As in previous annual publications on this subject, the data are based on processing of the Vehicle File of the Ministry of Transport's Vehicle Licencing Department which is carried out by the Central Bureau of Statistics (CBS).

The publication includes detailed tables of data on different characteristics of motor vehicles in Israel: type of vehicle, manufacturer, country of production, year of first use, place of registration, type of ownership, type of fuel including hybrid and electric propulsion, the number of changes of ownership of all types of vehicles and the number of vehicles that changed ownership in 2022, as well as characteristics on private cars such as safety systems, number of airbags, pollution levels, engine power, color and type of gear box.

The publication includes tables presenting comparisons with previous years and with selected countries, as well as data on hauled vehicles, which are not motor vehicles.

As in the previous publications, this publication also includes data on vehicles involved in road accidents with casualties. Detailed data for the year 2022 is presented in a future CBS Publication *Road Accidents with Casualties 2022: Non-Urban Road Accidents*.

This publication also includes tables that specify concentrations and emissions of air pollutants caused by vehicles. Air pollution caused by transportation is known to be one of the most severe problems in urban environments.

The CBS would like to thank the Ministry of Transport and Road Safety's Department of Digital Technology and Information, for providing us with the administrative files, and the Air Quality Division at the Ministry of Environmental Protection.

Orit Yalon-Shuqrun
Senior Department Director
Infrastructure-Economic Statistics

Jerusalem, 2023

**Staff of the Central Bureau of Statistics
Who Participated in Preparing the Publication:**

The Directorate: Orit Yalon-Shuqrun – Senior Department
Director, Infrastructure-Economic Statistics

Transport and Communications Sector: Yael Klejman – Director of Sector
Naama Gordon

Road Safety Sector: Gilat Galimidi – Director of Sector

**Agriculture, Environment,
and Energy Sector:** Dr. Moshe Yanay – Director of Sector
Roea Abudi

**Senior Department of
Information Technology:** Peer Shoval
Alla Marek

Publications Department: Roni Tadmor – Editing
David Schallheim – Translation
Tamar Ilana Ben Yishai –
Design and preparation for internet

For further information regarding this publication,
please contact the Statistics Information Center: info@cbs.gov.il

CONTENTS

Page

INTRODUCTION

| | |
|--|------|
| 1. General | (9) |
| 2. Main Findings | (9) |
| 3. Terms, Definitions and Explanations | (21) |
| 4. Methodology | (31) |

| | |
|-----------------------|------|
| DIAGRAMS | (33) |
|-----------------------|------|

TABLES (presented in Hebrew order – from right to left)

| | |
|---|------|
| Explanatory Notes and Special Symbols in the Tables | (40) |
|---|------|

General

| | |
|--|----|
| 1. Motor Vehicles, by Type | 36 |
| 2. Percentage of Change in the Number of Motor Vehicles, Each Year Compared With the Previous Year | 38 |
| 3. Average Age of Motor Vehicles, by Type of Vehicle | 39 |
| 4. Motor Vehicles, by Type and Country of Production | 40 |
| 5. Rate of Motorization, by Type of Vehicle | 41 |
| 6. Population, Motor Vehicles and Rate of Motorization in Israel and in Selected OECD Members Countries | 43 |
| 7. Motor Vehicles, by Year of First Use and Type of Vehicle | 44 |
| 8a. Motor Vehicles Registered in Cities, by Type of Vehicle | 45 |
| 8b. Electrical Motor Vehicles Registered in Cities, by Type of Vehicle | 46 |
| 9a. Motor Vehicles Registered in Local Councils, by Type of Vehicle | 47 |
| 9b. Electrical Motor Vehicles Registered in Local Councils, by Type of Vehicle | 49 |
| 10a. Motor Vehicles Registered in Regional Councils, by Type of Vehicle | 51 |
| 10b. Electrical Motor Vehicles Registered in Regional Councils, by Type of Vehicle | 52 |
| 11a. Motor Vehicles, by District, Sub-District (S.D.), Natural Region and Type of Vehicle | 53 |
| 11b. Electrical Motor Vehicles, by District, Sub-District (S.D.), Natural Region and Type of Vehicle | 55 |
| 12. Motor Vehicles, by Type of Fuel and Vehicle Type, Selected Years | 57 |
| 13. Motor Vehicles, by Type of Vehicle, Number of Changes of Ownership and year of First Use | 58 |
| 14. Motor Vehicles that Changed Ownership in 2022, by Type of Vehicle and Year of First Use | 60 |

Vehicles for Transport of Passengers

| | |
|--|----|
| 15. Passenger Cars, by Country of Production, Manufacturer and Year of First Use | 62 |
| 16. Motor Vehicles Designed to Transport 10 Passengers and More, by Type, Manufacturer, Number of Seats and Year of First Use | 64 |

Private Vehicles

| | |
|---|----|
| 17. Private Vehicles, by Country of Production, Manufacturer and Engine Capacity | 67 |
| 18. Private Vehicles, by Country of Production, Manufacturer and Year of First Use | 68 |
| 19. Private Vehicles, by Engine Capacity, Manufacturer and Year of First Use | 70 |
| 20. Private Vehicles, by Type of Ownership, Engine Capacity and Year of First Use | 72 |

| | Page |
|---|------|
| 21. Private Vehicles Licenced for Rental or Touring, by Engine Capacity, Manufacturer and Year of First Use..... | 73 |
| 22. Private Vehicles Registered in Cities, by Year of First Use | 74 |
| 23. Private Vehicles, by Selected Safety Systems | 75 |
| 24. Private Vehicles, by Year of First Use and Number of Airbags | 76 |
| 25. Private Vehicles, by Year of First Use and Level of Pollution | 77 |
| 26. Private Vehicles, by Type of Ownership, Engine Power and Year of First Use | 78 |
| 27. Private Vehicles, by Year of First Use and Color..... | 79 |
| 28. Share of Private Vehicles with Automatic Gear Box, by Year of First Use, Selected Years | 80 |
| Taxis, Minibuses, Buses | |
| 29. Taxis, by Number of Seats, Manufacturer and Year of First Use | 83 |
| 30. Minibuses, by Type, Manufacturer, Number of Seats and Year of First Use | 84 |
| 31. Buses, by Type, Manufacturer, Number of Seats and Year of First Use | 85 |
| Motorcycles | |
| 32. Motorcycles, by Engine Capacity, Manufacturer and Year of First Use..... | 89 |
| 33. Motorcycles, by Manufacturer and Engine Capacity | 90 |
| Trucks | |
| 34. Trucks, by Type of Fuel, Gross Weight, Load Capacity and Type of Truck..... | 92 |
| 35. Trucks, by Manufacturer, Gross Weight and Type of Truck | 93 |
| 36. Trucks, by Gross Weight, Manufacturer and Year of First Use | 94 |
| 37. Trucks, by Type of Fuel, Gross Weight, Load Capacity and Year of First Use | 98 |
| 38. Trucks, by Year of First Use, Gross Weight and Type of Truck..... | 100 |
| 39. Trucks Registered in Cities, by Gross Weight and Type of Truck | 101 |
| Hauled Vehicles | |
| 40. Hauled Vehicles, by Type of Vehicle and Year of First Use | 105 |
| 41. Hauled Vehicles, by Type of Vehicle, Gross Weight and Load Capacity | 106 |
| Special Vehicles | |
| 42. Special Vehicles, by Type and Year of First Use..... | 110 |
| Additions and Subtractions | |
| 43. Additions and Subtractions – Motor Vehicles, by Type of Vehicle and its Characteristics..... | 115 |
| 44. Additions and Subtractions – Motor Vehicles, by Type and Manufacturer | 116 |
| 45. Additions and Subtractions – Private Vehicles, by Engine Capacity and Manufacturer | 117 |
| First Date of Registration | |
| 46. Motor Vehicles, by First Date of Registration and Type of Vehicle..... | 120 |
| Vehicles Involved in Road Accidents With Casualties | |
| 47. Vehicles Involved in Road Accidents With Casualties, by Type of Accident, Severity and Type of Vehicle | 124 |
| Air Pollution | |
| 48. Emissions of Air Pollutants From Fuel Combustion..... | 128 |
| 49. Concentrations of Air Pollutants as Measured in Transportation Monitoring Stations | 130 |

INTRODUCTION

1. General

In this publication, the Central Bureau of Statistics (CBS) presents annual data on motor vehicles in Israel, updated for the end of 2022. The data include information on the type of vehicle, manufacturer, country of production, year of first use, place of registration, type of ownership, type of propulsion (including hybrid and electric), number of changes in ownership, detailed information on the vehicle's safety systems, number of airbags, pollution levels, engine power (horsepower), color, type of gear box and more.

The CBS data are based on an administrative file that is received monthly from the Vehicle Licensing Department of the Ministry of Transport and Road Safety. Some of the information on motor vehicle characteristics is obtained from the "Models File" of Private and Commercial Vehicles of the Ministry of Transport and Road Safety.

The publication is divided into chapters according to the type of vehicle and includes tables presenting comparisons with data from previous years and comparisons with data from selected countries. The tables also present data on hauled vehicles (which are not motor vehicles), as well as data on vehicles involved in road accidents with casualties.

The publication also includes tables that display details on emissions of air pollutants by motor vehicles and their concentrations.

2. Main Findings

At the end of 2022, there were 3,923,311 **motor vehicles in Israel** (Tables 1, 2) – a 3.5% increase compared to the end of 2021. This is a decrease in the annual growth rate compared to the end of 2021 (4.1%). The growth rate in the number of private cars was 3.6% in 2022. Here, also, there was a decrease in the annual growth rate (4.4% in 2021).

Of the total number of vehicles, there were 3,433,026 private cars, 308,158 trucks (of which 123,416 trucks over 3.5 tons), 163,680 motorcycles, 22,413 taxis, 23,999 buses, 15,295 minibuses and 6,740 special vehicles.

The average age of motor vehicles at the end of 2022 was 7.4 years (Table 3).

Examination of data for the past 20 years shows that the average age of private cars increased from 6.4 years in 2000 to 7.2 years in 2006 and then decreased, reaching 6.6 years in 2017. Since 2018, it has increased again, reaching 7.2 years in 2022.

The average age of trucks up to 3.5 tons steadily increased from 5.0 years in 2000 to 11.4 years in 2020, and remained unchanged in both 2021 and 2022. The average

age of trucks over 3.5 tons increased slightly from 5.9 years in 2000 to 6.3 years in 2021 and remained unchanged in 2022.

In 2022, 1,444,950 motor vehicles (36.4% of all motor vehicles) were up to 4 years old (year of first use 2018–2022), 1,269,060 (31.9%) were 5–9 years old, and 1,259,300 (31.7%) were 10 years old and over.

Country of Production and Manufacturer

22.5% of motor vehicles in use in Israel at the end of 2022, were manufactured in **Japan** (by Mazda, Subaru, Mitsubishi, Toyota, Suzuki and Honda), which maintained its rank as the main country of production from which motor vehicles are imported to Israel. In second place was **South Korea** with 15.0% (by Hyundai, Kia, Daewoo and Chevrolet). Third place was **Czech Republic** with 8.0% (by Skoda, Hyundai, Toyota and Seat) and fourth place was **Turkey** with 6.9% (by Toyota, Renault and Honda) (Table A). China's market share has increased 3-fold between 2019 and 2022 (from 0.5% to 1.5%, respectively).

Table A. Motor Vehicles in Israel, by Country of Production, 2018–2022

Percentages, unless otherwise stated

| Country of Production | 2022 | 2021 | 2020 | 2019 | 2018 |
|------------------------------|------------------|------------------|------------------|------------------|------------------|
| Absolute numbers | 3,973,311 | 3,840,104 | 3,689,299 | 3,600,649 | 3,495,412 |
| Percentages | 100.0 | 100.0 | 100.0 | 100.0 | 100.0 |
| Japan | 22.5 | 23.4 | 24.5 | 25.3 | 26.4 |
| South Korea | 15.0 | 14.6 | 14.2 | 14.1 | 14.0 |
| Czech Republic | 8.0 | 7.9 | 7.6 | 7.3 | 6.8 |
| Turkey | 6.9 | 7.0 | 6.9 | 6.8 | 6.5 |
| Germany | 6.2 | 6.4 | 6.6 | 6.7 | 6.9 |
| Spain | 6.0 | 6.1 | 6.2 | 6.3 | 6.5 |
| Taiwan | 4.7 | 4.8 | 4.7 | 4.7 | 4.5 |
| France | 4.3 | 4.3 | 4.4 | 4.5 | 4.6 |
| United Kingdom | 4.2 | 4.3 | 4.3 | 4.2 | 4.1 |
| Thailand | 3.4 | 3.1 | 3.0 | 2.9 | 2.8 |
| Slovakia | 3.0 | 3.0 | 2.8 | 2.7 | 2.5 |
| United States | 2.8 | 2.8 | 2.6 | 2.6 | 2.6 |
| Hungary | 2.3 | 2.2 | 2.1 | 2.1 | 2.0 |
| India | 2.2 | 2.2 | 2.3 | 2.3 | 2.2 |
| Mexico | 1.5 | 1.5 | 1.5 | 1.5 | 1.4 |
| China | 1.5 | 0.8 | 0.5 | 0.5 | 0.4 |
| Italy | 1.3 | 1.3 | 1.4 | 1.4 | 1.5 |
| Other and Not known | 4.2 | 4.3 | 4.4 | 4.1 | 4.3 |

During 2022, 379,915 vehicles were added, of which 312,482 were new (Table 43).¹ During that same period, 246,708 vehicles were subtracted. Thus, the **net** increase in the number of vehicles in Israel amounted to about 133,207 vehicles (possible reasons for subtractions are: dismantlement, total loss, dealer deposit, etc.).

Of the 312,482 **private cars** that were added in 2022, 259,636 (83.1%) were **private cars** produced by the manufacturers listed in Table B.

Table B. New Private Cars Added to the Number of Vehicles, by Manufacturer, 2018–2022

Percentages, unless otherwise stated

| Manufacturer | 2022 | 2021 | 2020 | 2019 | 2018 |
|----------------------------------|----------------|----------------|----------------|----------------|----------------|
| Total in absolute numbers | 259,636 | 282,852 | 210,849 | 246,363 | 257,162 |
| Total | 100.0 | 100.0 | 100.0 | 100.0 | 100.0 |
| Hyundai | 16.6 | 15.4 | 15.8 | 16.2 | 14.8 |
| Kia | 14.4 | 14.0 | 12.0 | 12.9 | 13.8 |
| Toyota | 13.0 | 14.7 | 14.6 | 15.4 | 10.4 |
| Mazda | 7.2 | 5.3 | 4.4 | 4.4 | 5.1 |
| Skoda | 5.0 | 6.8 | 8.5 | 7.3 | 7.7 |
| Mitsubishi | 4.0 | 3.8 | 5.7 | 5.5 | 4.8 |
| Suzuki | 3.3 | 3.7 | 3.6 | 3.9 | 4.2 |
| Seat | 3.2 | 4.5 | 4.9 | 3.7 | 3.5 |
| Geely | 2.6 | 0.1 | - | - | - |
| Tesla | 2.2 | 2.2 | - | - | - |
| Mercedes | 2.1 | 1.7 | 1.5 | 1.2 | 1.3 |
| Peugeot | 2.1 | 2.6 | 2.6 | 2.7 | 2.4 |
| Saic | 2.0 | 1.0 | 0.7 | 0.4 | 0.2 |
| Chevrolet | 1.8 | 3.0 | 3.2 | 2.4 | 2.6 |
| BMW | 1.8 | 1.5 | 1.3 | 1.5 | 1.6 |
| Citroen | 1.7 | 1.2 | 1.5 | 1.4 | 1.5 |
| Subaru | 1.7 | 1.9 | 1.8 | 1.8 | 2.2 |
| Nisan | 1.4 | 4.0 | 3.6 | 4.5 | 6.3 |
| BYD | 1.4 | - | - | - | - |
| Renault | 1.3 | 2.4 | 3.3 | 3.5 | 4.2 |
| Other and not known | 11.2 | 10.2 | 11.0 | 11.3 | 13.4 |

¹ There are used cars that were added to the number of vehicles in Israel, such as: military cars or police cars that became civilian vehicles, etc.

Of all private cars that were added in 2022, 44.0% were manufactured by three companies: Hyundai, Kia and Toyota (44.1% in 2021). Hyundai, whose share in 2022 was 16.6% (15.4% in 2021), was the leading company during 2018–2021 as well. Kia was in second place with a 14.4% market share (14.0% in 2021). In third place was Toyota, whose share in 2022 was 13.0% (14.7% in 2021).

Engine power (horsepower – hp) (Table 26): Of all **private cars** at the end of 2022, 22.8% were 51–100 hp (25.5% in 2021), 7.7% were 101–120 hp (10.1% in 2021), 13.4% were 121–140 hp (13.0% in 2021) and 18.9% were 141–160 hp (24.3% in 2021).

Table C. Vehicles, by Type of Vehicle and Type of propulsion, 2022

Absolute numbers

| Type of propulsion | Total | Gasoline | Diesel | Hybrid | Gas | Electric |
|--------------------|------------------|------------------|----------------|----------------|---------------|---------------|
| Grand total | 3,973,311 | 2,991,924 | 551,160 | 362,971 | 21,986 | 45,270 |
| Private car | 3,433,026 | 2,813,039 | 203,170 | 356,050 | 18,959 | 41,808 |
| Trucks – Total | 308,158 | 17,357 | 288,078 | 2 | 2,574 | 147 |
| up to 3.5 tons | 184,742 | 16,912 | 165,271 | 2 | 2,441 | 116 |
| over 3.5 tons | 123,416 | 445 | 122,807 | - | 133 | 31 |
| Minibus | 15,295 | 6 | 15,273 | - | - | 16 |
| Bus | 23,999 | 1 | 22,974 | - | 431 | 593 |
| Taxi | 22,413 | 262 | 15,112 | 6,919 | 20 | 100 |
| Special vehicle | 6,740 | 185 | 6,553 | - | 2 | - |
| Motorcycle | 163,680 | 161,074 | - | - | - | 2,606 |

Type of propulsion (Table 12): In 2022, 75.3% of all motor vehicles were **gasoline-powered** vehicles. Since 2015, there has been a decrease in the percentage of gasoline-powered vehicles out of the total number of vehicles.

In 2022, there were 551,160 **diesel-powered** vehicles – 13.9% of all motor vehicles. The percentage of private cars powered by diesel was 5.9% (increasing from 2.9% in 2011 to 5.9% in 2021 and remaining unchanged in 2022). There were 203,170 diesel powered private cars (197,020 in 2021). 67.4% of all taxis were diesel-powered, almost all trucks over 3.5 tons were diesel-powered (99.5%), as well as 89.5% of trucks up to 3.5 tons.

The number of **gas-powered** vehicles in 2022 is similar to their number in 2021 – 21,986, of which 18,959 were private cars.

The number of **electric-powered** vehicles have constantly increased from 1,498 in 2017 to 45,270 in 2022, of which 41,808 were private cars. In 2022, there has been

an increase of almost 2.8 times in the number of private electric-powered cars (16,251 in 2021). In 2022 there were 2,606 electric-powered motorcycles (2,127 in 2021) and 593 electric-powered buses (141 in 2021).

In 2022, there were 362,971 **hybrid**² vehicles (including standard hybrid and plug-in hybrid) compared to 299,644 in 2021 – an increase of 21.1%.

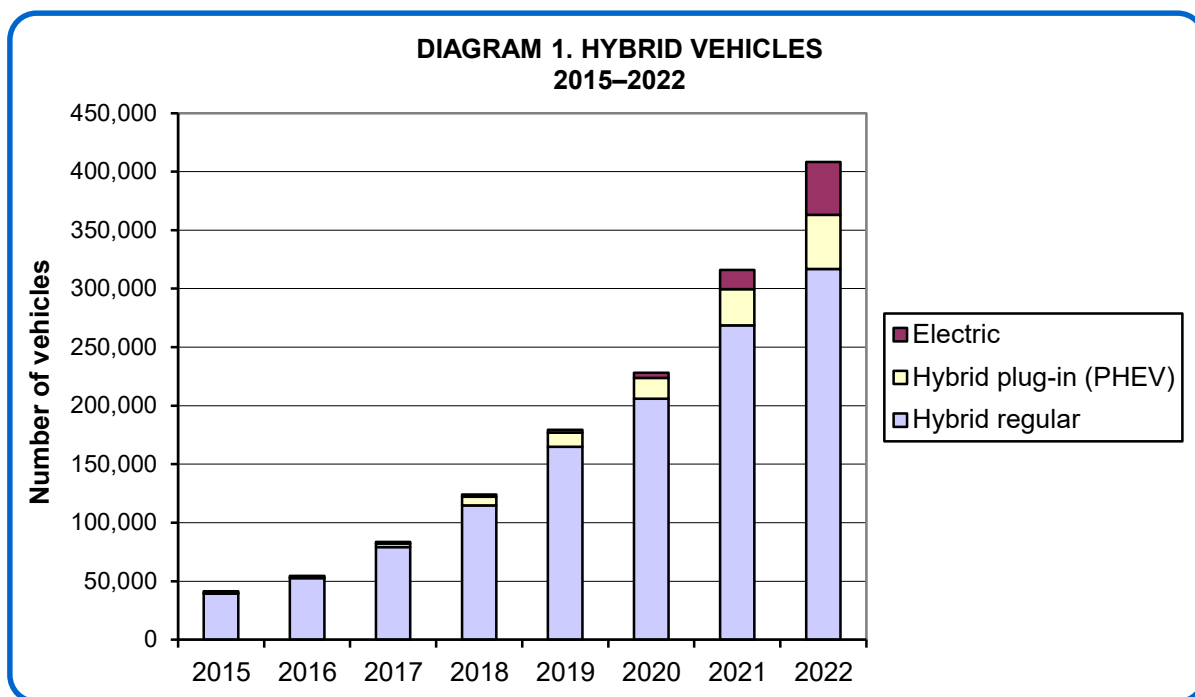
46,262 hybrid vehicles were of the plug-in type and the rest were regular hybrid (Table D). The majority of hybrid vehicles were private cars. The number of hybrid-powered taxis continued to increase and reached 6,919 (4,315 in 2021 – an increase of 60%).

Table D. Hybrid Vehicles: Private Cars and Taxis, 2018–2022

Absolute numbers

| Type of Vehicle | 2022 | 2021 | 2020 | 2019 | 2018 |
|--------------------------------|----------------|----------------|----------------|----------------|----------------|
| Hybrid Vehicles – total | 362,971 | 299,644 | 223,666 | 176,834 | 122,268 |
| Private cars | 356,050 | 295,329 | 221,662 | 175,192 | 121,542 |
| Hybrid – regular | 309,863 | 264,313 | 204,052 | 163,260 | 114,163 |
| Hybrid – plug-in | 46,187 | 31,016 | 17,610 | 11,932 | 7,379 |
| Taxis | 6,919 | 4,315 | 2,004 | 1,642 | 726 |
| Hybrid – regular | 6,844 | 4,270 | 1,997 | 1,639 | 723 |
| Hybrid – plug-in | 75 | 45 | 7 | 3 | 3 |

² A petroleum-electric vehicle using a combination of internal combustion engines (generally gasoline) and electric motors to power the vehicle. See Chapter 3 – Terms, Definitions and Explanations.



Electric motor vehicles across cities/councils/districts

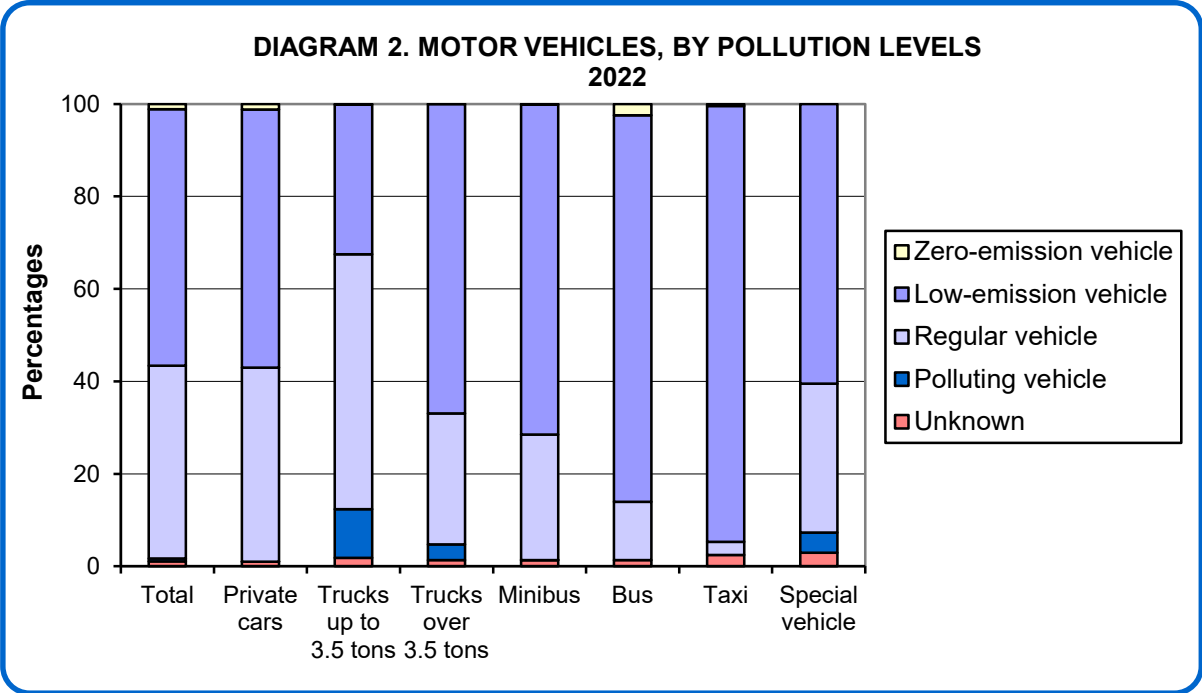
The three cities with the highest number of electric vehicles are: Tel Aviv-Yafo (4,619), Rishon LeZiyon (2,108) and Jerusalem (1,539) (Table 8b). Among the local councils, Bene Ayish (399) (Table 9b). And among the regional councils Matte Yehuda (507) (Table 10b). The district with the highest number of electric motor vehicles is Central District (16,277) and below it is Tel Aviv District (9,320) (Table 11b).

Type of ownership (Table 20): In 2022, 88.7% of all private cars were privately owned (same as in 2021), and 11.3% were under other ownership: 6.6% were owned by leasing companies, 3.7% were owned by companies (not including self-employed persons) and 1.0% were cars for rental or touring. It should be noted that most of the private cars that were not privately owned were new cars up to 3 years old.

Of the total number of **private cars whose year of first use was 2022**, 65.4% were privately owned (61.7% in 2021) and 34.6% were under other ownership (38.3% in 2021): 22.1% were owned by leasing companies (24.2% in 2021), 9.0% were owned by companies (not including self-employed persons) (9.6% in 2021) and 3.5% were cars for rental or touring (4.4% in 2021).

As of 2018, the Ministry of Transport and Road Safety has rated motor vehicles by **level of air pollution** (excluding motorcycles). The rating is determined based on the air pollution emission standard with which the vehicle complies and appears on the vehicle license as one of the following levels: polluting vehicle, regular vehicle, low-emission vehicle, or zero-emission vehicle (see Chapter 3: Terms, Definitions and

Explanations). Diagram 2 shows the distribution of pollution levels by type of vehicle; 55.8% of the private cars had a low-emission rating (51.7% in 2021). The pollution level of the vehicles has changed over the years (Table 25). Most vehicles whose year of first use was until 2014 were regular vehicles. As of 2015, most vehicles are low-emission vehicles (99.3% in 2015 and 89.0% in 2022). From 2021 the percentage of zero-emission vehicle is on a significant upward trend (4.0% in 2021 and 10.8% in 2022).



Changes of ownership and transactions (Tables 13, 14): Of all private cars in the 2022 fleet, 34.4% never changed ownership (i.e., they were still in the hands of the original owners), 31.9% changed ownership once, 16.8% changed ownership twice and 8.3% changed ownership three times. 37.9% of three-year-old private cars changed ownership once (year of first use 2019), compared with 18.4% of two-year-old private cars (year of first use 2020).

During 2022, 617,033 vehicles changed ownership, of those, 522,138 were private cars (15.2% of the total number of private cars), 38,536 were motorcycles (23.5% of total motorcycles), 30,550 were trucks up to 3.5 tons (16.5% of total trucks up to 3.5 tons) and 5,381 were taxis (24.0% of total taxis) (Table 14).

Private cars with automatic transmission (Table 28): The percentage of private cars with automatic transmission increase over the years: 99.3% of private cars whose year of first use was 2022 had automatic transmissions, compared to 93.3% of the private cars whose year of first use was 2015.

Tariff type: In 2022 there were 14,174 **collector's vehicles**, of which 10,174 were private cars, 1,642 were trucks and 2,190 were motorcycles. There were 6,982

vehicles belonging to **driving schools** on the roads, of which 5,745 were private cars, 378 were trucks and 704 were motorcycles.

The most prevalent **color** (Table 27) of private cars **on the roads in Israel** at the end of 2022 was white (including ivory) – 35.9% of all private cars, followed closely by grey and its various shades (light grey, dark grey, silver) – 35.8%. Among the private cars **whose year of first use was 2022**, white was the most prevalent color – 46.2%, with grey in second place – 30.2%.

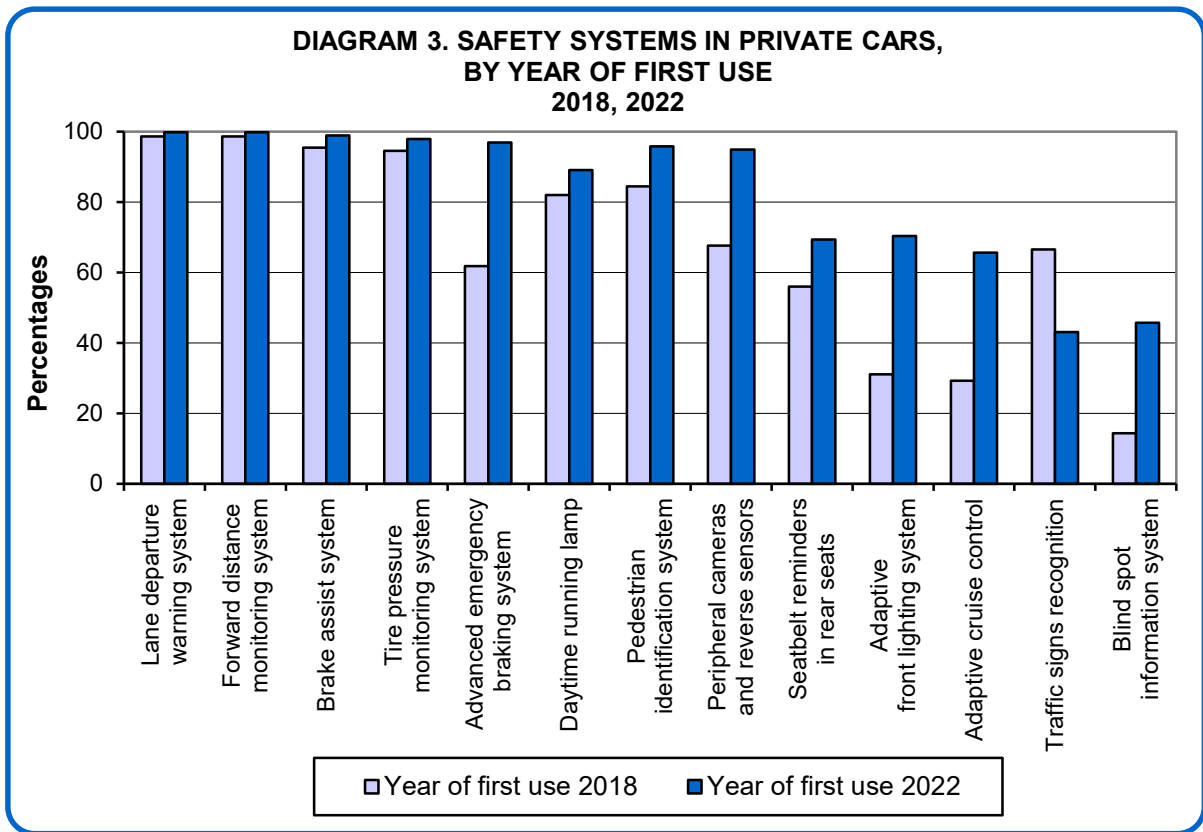
Safety Systems in Private Cars³ (Tables 23, 24)

The newer the vehicle, the more safety systems are installed in it. Almost all private cars whose **year of first use was 2022** (99.8%) have a lane departure warning system and a forward distance monitoring system, as these systems have become compulsory for all cars imported since January 2018. Other safety systems also have relatively high installation rates: brake assist systems (98.9% of private cars with year of first use 2022), tire pressure monitoring systems (97.9%), advanced emergency braking systems (AEBS) (96.9%), pedestrian identification systems (95.8%), peripheral cameras and reverse sensors (94.9%).

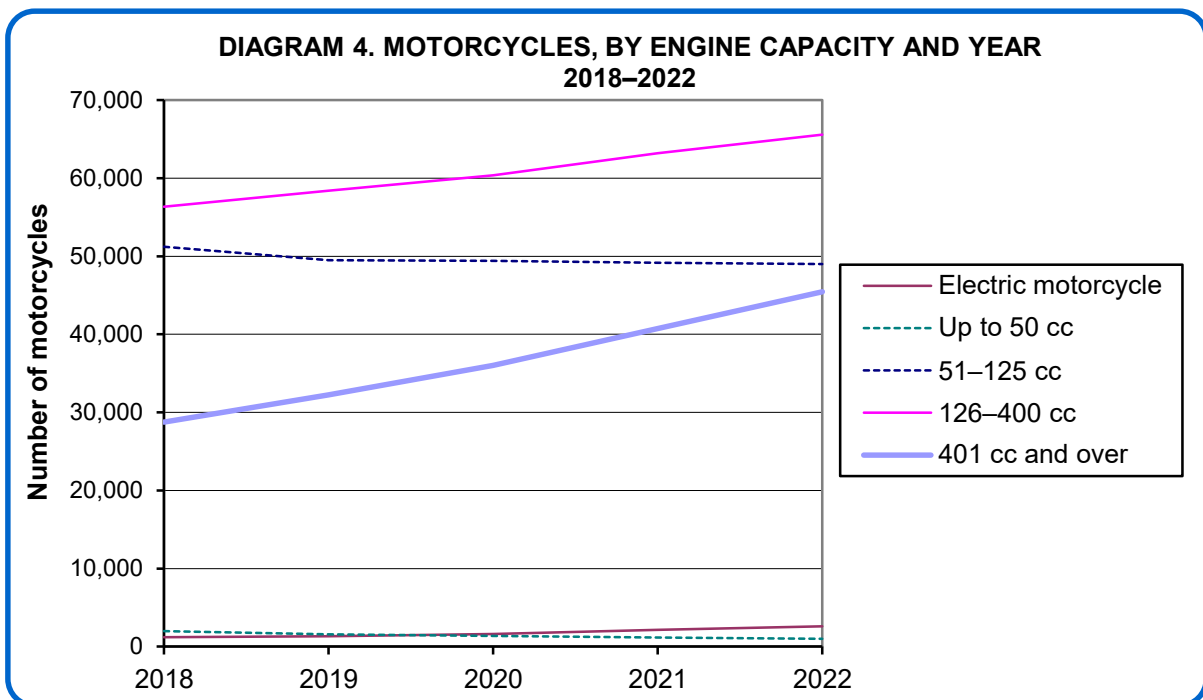
Additional safety systems installed in private cars first used in 2022 are: daytime running lamps (89.1%), adaptive front lighting systems (70.4%), seatbelt reminders in rear seats (69.3%), adaptive cruise controls (65.6%), blind spot information systems (45.7%) and traffic signs recognition (43.1%).

Diagram 3 shows a comparison of safety systems installed in private cars whose year of first use was 2022 compared with 4-year-old cars (year of first use 2018).

³ The data include safety systems reported to the Licensing Bureau. There are other systems that are not reported to the Licensing Bureau.



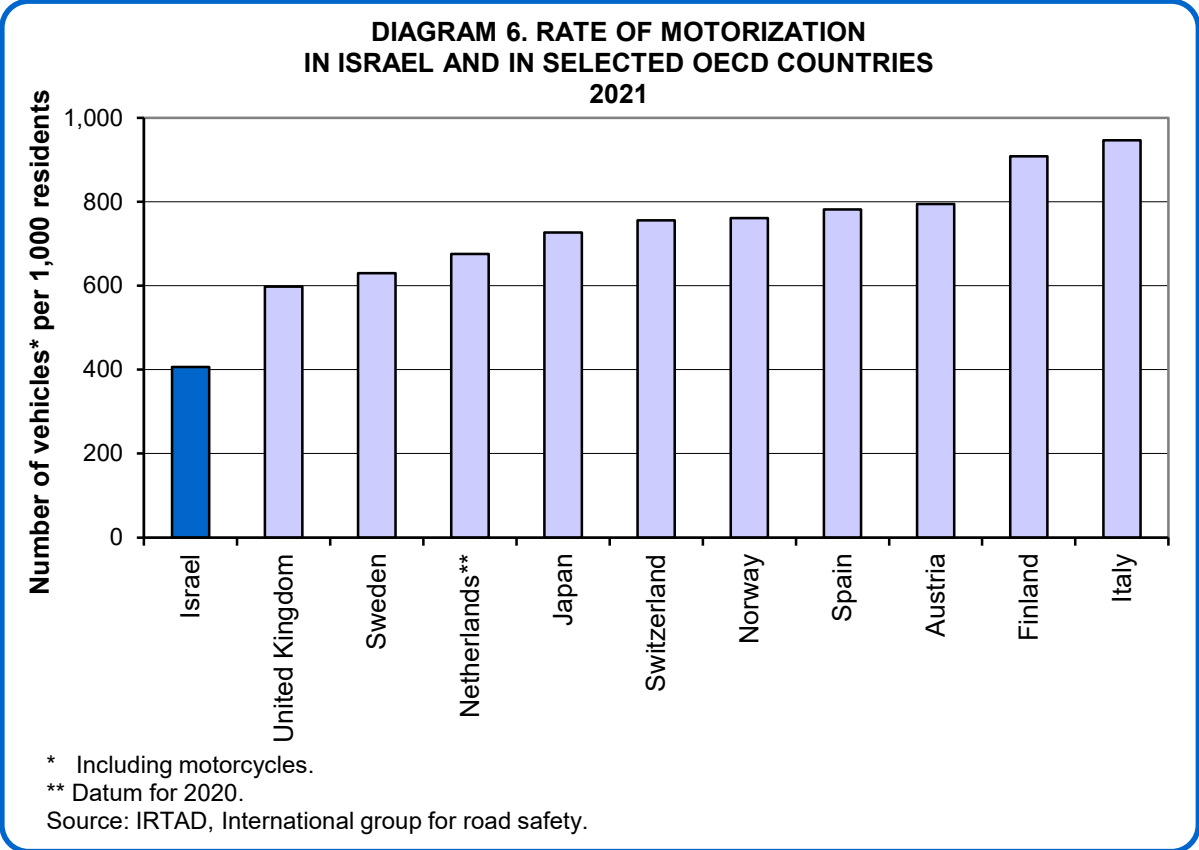
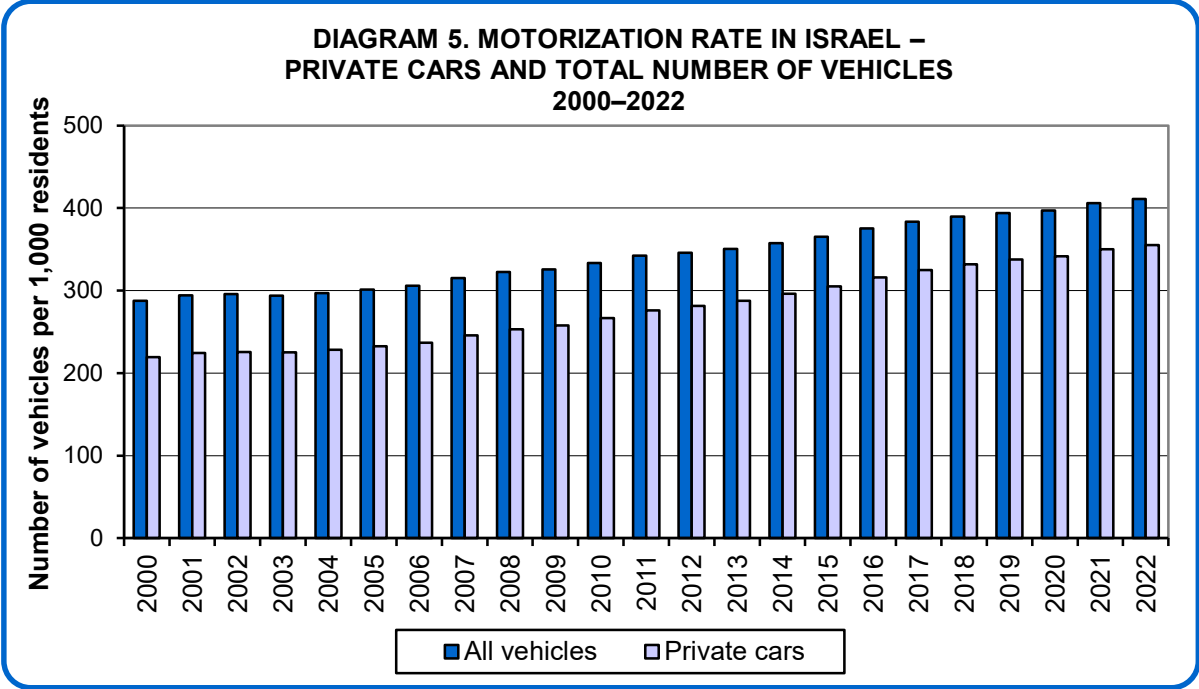
Motorcycles (Tables 32, 33): As can be seen in diagram 4, there is a constant decrease in the number of motorcycles with an engine volume of up to 50 cc (1,999 in 2018 and only 994 in 2022). At the same time, the number of electric powered motorcycles and those with an engine volume of 126–400 cc and 401 cc and over are constantly increasing.



In 2022, the **rate of motorization in Israel** increased – 411 vehicles per 1,000 residents (compared with 406 vehicles per 1,000 residents at the end of 2021). Of these, 355 were private cars.

Diagram 5 presents the increase in the rate of motorization in Israel throughout the years 2000–2022.

Diagram 6 presents a comparison between countries for the last year for which data are available in international publications.



Rate of Involvement of Vehicles in Road Accidents With Casualties per 1,000 Licensed Vehicles

Table E. Involvement of Vehicles in Road Accidents With Casualties (R.A. Type Expanded File)(1), by Type of Vehicle, 2017–2022

Rate per 1,000 licensed vehicles (out of the total vehicles of the same type)

| Type of vehicle | 2022 | 2021 | 2020 | 2019 | 2018 | 2017 |
|----------------------|------------|------------|------------|------------|------------|------------|
| Total | 4.7 | 5.5 | 5.3 | 5.9 | 6.0 | 6.8 |
| Private car | 3.6 | 4.2 | 4.1 | 5.1 | 5.2 | 5.8 |
| Truck up to 3.5 tons | 4.3 | 4.6 | 4.6 | 5.6 | 5.6 | 6.1 |
| Truck over 3.5 Total | 5.3 | 6.1 | 6.1 | 7.1 | 7.1 | 8.1 |
| Thereof: 34.0+ tons | 6.5 | 7.7 | 7.6 | 10.9 | 11.2 | 11.0 |
| Minibus | 8.9 | 10.5 | 8.1 | 12.5 | 12.5 | 14.9 |
| Bus | 23.8 | 23.8 | 23.2 | 28.3 | 26.8 | 29.2 |
| Taxi | 18.9 | 22.2 | 21.1 | 26.1 | 27.8 | 33.2 |
| Special vehicle | 2.7 | 3.1 | 2.8 | 2.8 | 2.4 | 3.9 |
| Motorcycle | 13.0 | 14.7 | 15.1 | 15.5 | 16.3 | 18.3 |

(1) Incl. accidents that occurred in the Judea and Samaria Area.

The rate of involvement of vehicles in road accidents with casualties that were investigated by the police (per 1,000 vehicles) has decreased over the years (Table 47). In 2022, 4.7 of every 1,000 vehicles were involved in accidents with casualties (6.8 in 2017). In 2022, 3.6 out of every 1,000 private cars were involved in accidents with casualties; 6.5 out of every 1,000 trucks with a gross weight of 34 tons or more, and 23.8 out of every 1,000 buses. The rates of involvement of vehicles in road accidents with casualties differ among the different types of vehicles. The rate of involvement of public transport vehicles (minibuses, buses and taxis) and of trucks weighing 34 tons or more (gross weight) in accidents with casualties was the highest (it should be noted that these vehicles have high annual kilometers travelled). Motorcycles also have a high rate of involvement in accidents with casualties, even though their annual kilometers travelled are low.

Air pollution from transportation (Tables 48, 49): **Carbon monoxide (CO)** is emitted from vehicles as a result of incomplete combustion of fuels. Most of the carbon monoxide (CO) emissions (86.3%) result from motor vehicle transportation. Data from the transportation monitoring stations, as reported by the Ministry of Environmental Protection, indicate that from the start of monitoring until the end of 2021, there were no deviations from the environmental standard values for CO.

Gasoline-powered vehicles were the source of 87.1% of total **hydrocarbon (HC)** emissions from transportation.

Vehicles accounted for 33.1% of total **nitrogen oxide (NO_x)** emissions and most of these emissions (87.0%) were from diesel-powered vehicles. In 2021, no deviations were detected at all of the transportation monitoring stations.

The percentage of **suspended particulate matter (SPM)** emissions from transportation out of total emissions was 16.5%. Most of the SPM emissions from transportation (71.8%) were from diesel-powered vehicles.

The percentage of **sulfur dioxide (SO₂)** emissions from transportation was small (0.5%). These emissions have decreased significantly over the years due to a change in the standard for sulfur content in fuels.

3. Terms, Definitions and Explanations

Motor vehicle: A land road vehicle that runs on mechanical power and that is designed for carrying persons or freight or for hauling a trailer (excluding land motor vehicles running on rails).

Year of first use: The year in which the vehicle was first used on the highway, even if it was not yet registered in the Civilian Motor Vehicle Registry of the Ministry of Transport and Road Safety.

Note:

In April 2008, the Ministry of Transport and Road Safety transitioned from using "year of production" to using "year of first use". The production year is not identical to the calendar year. Usually, the production year begins in the last third of the previous calendar year and ends after approximately two-thirds of a year. As a result, data on "year of first use 2008" include vehicles with a production year of 2008 that were first used at the end of 2007, as well as vehicles that were first used throughout 2008, i.e., vehicles that were first used within a period of a year and four months. As of 2009, data appear according to "year of first use" (which has replaced "year of production") and is identical to the calendar year.

Year of vehicle registration: The year in which the vehicle was first registered in the Civilian Motor Vehicle Registry of the Ministry of Transport and Road Safety, with its current license number.

Note:

Examples of vehicles for which the year of first use is different than the year of vehicle registration: Military vehicles or police vehicles that became civilian cars – the year of first use is earlier than the year of vehicle registration; taxis that became private cars – for a private car, the year of first use is the year the vehicle was first used as a taxi, however, the year of vehicle registration for that vehicle is the year it was registered as a private car; vehicle of a new immigrant – the year of first use is the year the vehicle was first used in the country of origin, but the year of vehicle registration is the year the vehicle was registered in the Civilian Motor Vehicle Registry in Israel.

Truck (including "commercial vehicle"): A Motor vehicle designed to carry goods. As of 1978, excludes dual-purpose vehicles (which were transferred to the category of private cars). As of 1993, excludes minibuses (which were defined as a separate type of vehicle). As of 1996, excludes special trucks for passengers (which were transferred to the category of buses).

Gross weight: The weight of the vehicle plus the weight of the passengers and load carried by it, as permitted by the Vehicle Licensing Authority for that vehicle.

Two main types of trucks are distinguished by gross weight:

- a. **Truck up to 3.5 tons ("commercial vehicle")** (until 2007 – up to 4.0 tons)
 1. **Van:** A truck with a closed back, without separation between the driver's cab and the back load unit. As of 1993, this type does not include "minibus" (see definition and explanation below).
 2. **Pick-up:** A truck with separation between the driver's cab and the back load unit (open or closed).
- b. **Truck over 3.5 tons** (until 2007 – over 4.0 tons)
 1. **Ordinary truck:** A truck with the back open permanently.
 2. **Closed truck:** A truck with the back closed permanently.
 3. **Tip-lorry:** A truck for transport of freight that tips up mechanically in order to unload the freight.
 4. **Tanker:** A vehicle used or designed for use in the transport of liquids, cement in bulk, or gas.
 5. **Road tractor:** A motor vehicle designed to haul a semi-trailer and/or a trailer.

Hauled vehicle:

- a. **Trailer:** A road vehicle for the transport of goods, which is hauled by a road tractor.
- b. **Semi-trailer:** A road vehicle for the transport of goods, which has no front axle and is designed in such a way that part of the vehicle and a substantial part of its loaded weight rests on a road tractor.

Load capacity: Maximum weight of goods officially permitted by the Licensing Authority.

Bus: A motor vehicle which is designed to carry more than 9 persons (including the driver) and is described in its licence as a bus. A bus can carry seated as well as standing passengers. Excluding a minibus, which is a unique type of bus existing in Israel, licenced to carry up to 20 persons (including the driver).

Minibus: A motor vehicle of up to 5 tons gross weight, licenced to transport up to 20 persons (including the driver) and described in its licence as a minibus. The distinction between bus and minibus is unique to Israel. Until 2016, the maximum number of passengers permitted in a minibus (including the driver) was 17.

Until 1992, a minibus was included under "Truck up to 4 tons – van" (i.e., without separation between the passengers and the back load).

Taxi: A public motor vehicle which is designed to transport up to 11 persons (including the driver) and is described in its licence as a taxi. Changes have occurred in the maximum number of passengers permitted (including the driver): Up to February 1993 – 8 passengers; from March 1993 to December 1997 – 9 passengers; and as of January 1998 – 11 passengers.

Private car: A motor vehicle that is not a public service vehicle or a commercial vehicle or a two-wheeled vehicle and that is designed to transport up to 9 passengers (including the driver).

Passenger vehicle: A motor vehicle intended to transport up to 9 persons (including the driver). Includes private cars, taxis and minibuses. Excludes motor scooter and motorcycles.

Special vehicle: A motor vehicle designed for special services: ambulance, rescue vehicle, fire brigade vehicle, vehicle for work tools.

Motorcycle: A motor vehicle with two or three wheels, described in its license as a motorcycle, including tricycles and motorcycles with sidecars.

As of 1992, the Vehicle Licensing Authority has stopped classifying motorcycles by type (scooter, motor scooter, motorcycle, etc.) and instead classifies only by engine capacity (in cc). This classification refers to the following main types of motorcycles:

Until 2006:

- a. Up to 50 cc (corresponds to "scooter" or "motor bicycle" according to the previous classification);
- b. 51–250 cc;
- c. 251–500 cc;
- d. Over 500 cc.

As of 2007:

- a. Up to 125 cc.
- b. 126–400 cc.
- c. Over 400 cc.

The data is presented in this publication according to the new main types as well as by sub-types, in order to enable comparison with the previous classification.

Type of ownership: Determined by the licensed owner of the vehicle. There are four types of ownership: private; leasing company; company (not including self-employed persons) and rental or touring.

Rate of motorization: The number of motor vehicles per 1,000 residents (permanent residents at the end of the year).

Locality (address) of the vehicle owner: It should be emphasized that the data in this publication are classified according to the registered locality (address) of the owner of the vehicle and not according to the place of residence of the actual user of the vehicle, nor according to the locality in which the vehicle is used. Thus, for example, Tel Aviv-Yafo has a large number of vehicles listed, because state vehicles and vehicles owned by various companies are registered there, even though these vehicles are not necessarily used in the Tel Aviv-Yafo area. This problem exists in other localities as well. When enterprises owning large fleets of vehicles change the registered address of their fleet in a given year, there is a large increase in the number of vehicles listed in the new locality (compared with the previous year) and a

large decrease in the number of vehicles listed in the old locality compared with the previous year. Yet, these changes do not reflect any change in the number of vehicles actually available to the residents of these localities.

Additions: Vehicles that were included in the motor vehicles fleet (as defined above) for the year of the data, but not in the vehicles fleet for the previous year.

Subtractions: Vehicles that were included in the motor vehicles fleet for the previous year, but not for the year of the data.

Vehicles supplied to the local market: The definitions of "vehicles supplied to the local market" that appear in the *Transport Statistics Quarterly* and in the *Monthly Bulletin of Statistics* differ slightly from the definition of "private car" presented for the number of motor vehicles. Therefore, when comparing the data, the following differences in these definitions should be noted:

- a. According to the definition in the two above-mentioned publications, vehicles supplied to the local market are registered when they leave the factory, or when they are imported and released from the port. However, these vehicles appear in the motor vehicles fleet only when they are registered at the Vehicle Licensing Department.
- b. The term "vehicles supplied to the local market", by definition, does not include vehicles that were taken off the road and whose licenses were renewed during the year of the data.
- c. The term "vehicles supplied to the local market" also includes security vehicles and vehicles sold to the Palestinian Authority.

Type of propulsion:

Gas: Includes CNG and LPG.

Hybrid vehicle: Refers to petroleum-electric hybrid vehicle using a combination of internal combustion engines (generally gasoline) and electric motors to power the vehicle. The energy is stored in the fuel of the internal combustion engine and an electric battery set. The combination of motors enables maximum use of fuel and minimal transportation costs and air pollution due to motor vehicles.

Plug-in hybrid electric vehicle (PHEV): A fuel-electric hybrid vehicle with increased electrical energy storage capacity, which allows the vehicle to drive on all-electric mode for a distance that depends on the battery size and its mechanical layout (30 to 50 km). The vehicle is charged by connecting the vehicle's battery pack to a home or public quick charging station.

Electric vehicle: A vehicle driven by one or more electric motors, using energy stored in rechargeable batteries. Compared to vehicles with internal combustion engines, electric vehicles are quieter, with high efficiency, no gas emissions, and in general their emissions are lower. The vehicle is charged by connecting the vehicle's battery pack to a home or public charging station.

Safety systems:

The Ministry of Transport and Road Safety and the Tax Authority decided to provide tax incentives for vehicles equipped with safety systems, with the aim of encouraging the import and purchase of better equipped and safer vehicles. Each vehicle model is accorded a safety level, which appears on the vehicle licence. The better equipped the vehicle is with safety features, the higher the safety level accorded. This is in accordance with Statute 270D of the Transport Statutes and in accordance with the Ordinance on Tariff and Purchase Tax Rates for Goods.⁴ The safety systems defined in this statute are as follows:

Airbag: A safety device designed to minimize damage to the driver and passengers as a result of a road accident. The airbag inflates with compressed gas when an accident occurs, thereby absorbing a part of the energy generated during the

⁴ Safety systems in vehicles of the M1 and N1 types, Ministry of Transport and Road Safety.

accident, protecting against broken parts and glass slivers and reducing the damage sustained by the vehicle occupants.

Lane Departure Warning System: A system that alerts the driver of drifting out of his driving lane by means of at least two of the following types of warnings: visual (mandatory), acoustic and haptic. Additionally, the system may include an active lane warning departure system, which rigidizes the steering wheel, thereby preventing or minimizing the unwanted drift.

Forward Distance Monitoring System: A system that identifies an obstacle in front or a situation where the driver fails to maintain a proper distance from the vehicle in front (not in order to park) and alerts the driver of the danger of collision through a sonic alarm (mandatory) and a visual alert. Additionally, the system may include an active system, which initiates automatic braking when a danger of imminent collision has been identified.

Blind spot Information System: A system that identifies the presence of vehicles in "blind spots" along the sides of the vehicle, using peripheral cameras and reverse sensors located on the rear side walls of the vehicle and generates a visual alert on the appropriate side mirror or close to it, within the vehicle driver's field of vision.

Adaptive Cruise Control: A system designed to maintain a steady driving speed while maintaining a safe distance from the vehicle in front, through automatic control of the throttle and brakes. The system slows the vehicle down when it gets close to a vehicle in front of it and increases the speed when the traffic flow allows this.

Pedestrian Identification System: A system that identifies pedestrians crossing or standing on the road in front of the vehicle while the vehicle travels forward and alerts the driver of the danger of hitting the pedestrian through a sonic alarm (mandatory) or a visual alert. This system may also include an active system that brakes the vehicle in the event of an acute danger of hitting a pedestrian.

Rear View Camera: A system of rear view (reverse) cameras installed in the rear part of the vehicle that enable panoramic viewing, from the driver's seat, of the area located behind the vehicle when it travels backwards.

Seatbelt Sensors: A system that identifies and alerts (through a sonic and/or visual alarm) of the presence of unbelted occupants in the front and rear seats, whenever the vehicle is in motion.

AEBS – Advanced Emergency Braking System: A system capable of identifying a situation of a dangerous approach to obstacles and issuing a sonic alert. In the event

of an imminent danger of an accident, if the driver fails to remedy the situation, the system will initiate braking of the vehicle.

Traffic Sign Identification System: A system capable of identifying standard and electronic road speed limit signs and issuing an alert when the speed limit has been exceeded.

Bicycle Rider and Motorbike Identification System: A system that identifies bicycle riders or motorbikes crossing or moving on the road in front of or alongside the vehicle while the vehicle travels forward and alerts the driver of the danger of hitting the bicycle or motorbike through a sonic alarm (mandatory) or a visual alert. This system may also include an active system that brakes the vehicle in the event of an acute danger of hitting a bicycle or motorbike rider.

The data in this publication include local installation of safety features that the Ministry of Transport and Road Safety records (this refers to the Lane Departure Warning System and the Forward Distance Monitoring System).

The procedure for calculating the **Safety Equipment Level**⁵ defines scores of 0–8, in which 0 is the lowest and 8 is the highest. Each system installed in a vehicle receives a different weight in the score, according to the system installations that the Ministry of Transport and Road Safety is interested in encouraging. The procedure is updated every few years, and therefore it is difficult to compare vehicles of different years of first use.

⁵ Safety systems in vehicles of the M1 and N1 types, Ministry of Transport and Road Safety.

Pollution Level for Vehicles

Since 2018, the Ministry of Transport and Road Safety has rated motor vehicles by level of air pollution (excluding motorcycles). The rating is determined based on the air pollution emission standard with which the vehicle complies and appears on the vehicle license as one of the following:

1. **Polluting vehicle:** Old diesel vehicles (except private cars). These vehicles are marked by the Licensing Bureau with a sticker on the front window. These vehicles are not allowed to enter certain areas in Haifa and downtown Jerusalem, according to city regulations.
2. **Regular vehicle:** Included are gasoline and diesel vehicles that do not pass the most updated emission standards, but do pass the standards of the past few years. Today (2022) there are no limitations on these vehicles in Israel, but driving them in some large cities abroad (for example, the center of London) is prohibited. It is possible that in the future travel limitations will be applied to them in Israel as well.
3. **Low-emission vehicle:** Meets the advanced emission standard or has a particles filter installed.
4. **Zero-emission vehicle:** Vehicle does not directly emit any pollution (such as electric powered). These vehicles have no travel restrictions based on air pollution considerations.

Carbon Dioxide (CO₂): A greenhouse gas originating from the combustion of material that contains carbon.

Carbon Monoxide (CO): A colorless, odorless and poisonous gas produced by incomplete fossil fuel combustion. Carbon monoxide combines with the hemoglobin in the blood, reducing its oxygen carrying capacity, with harmful effects. Carbon monoxide is a greenhouse gas precursor.

Sulfur Dioxide (SO₂): A heavy, pungent, colorless gas formed primarily by the combustion of fossil fuels. It is harmful to human beings, animals and vegetation and contributes to the acidity in precipitation. Sulfur dioxide is a greenhouse gas precursor, but it also acts to cool the earth.

Nitrogen Oxides (NO_x): Acidic gases emitted primarily by power stations, manufacturing plants and motor vehicles (mainly from diesel engines).

Hydrocarbons (HC): Compounds of hydrogen and carbon in various combinations that are present in petroleum products and natural gas.

Suspended Particulate Matter (SPM): Finely divided solids or liquids that may be dispersed through the air from combustion processes, industrial activities, or natural sources. The most hazardous particles are those that are less than 10 microns in size, which can penetrate the respiratory system. They derive mainly from natural sources and include fractions of small particles that are smaller than 2.5 microns (fine suspended particulate matter – PM2.5). Industries, transport and home heating usually emit these particles.

Lead (Pb): A highly poisonous heavy metal, used for years in additives to petrol, paints and plumbing.

Unleaded gasoline: Over the years, the Israeli economy has switched to the use of unleaded gasoline. Cars that use unleaded gasoline still pollute the air with lead, but to a significantly lesser extent. In Israel, as in other developed countries, cars produced as of 1993 are required by law to have catalytic converters installed, so that they can use only unleaded gasoline.

Environmental standard value/Air Quality: The threshold concentration of a given pollutant allowed in the air inhaled by humans at a given time.

Maximum value for half-hour/8 hours/24 hours: The maximum half-hour/8 hours/24 hours (respectively) value recorded during the year.

Transportation monitoring stations: Stations that monitor air pollutants originating in motor vehicles and that are located next to major highways. Measurement is carried out at the level of the motor vehicle's height and represents the quality of local air that is actually breathed by people who cross or remain near major highways. In these stations, special monitors continuously and automatically measure air pollutants that are characteristic of emissions from vehicles. These data are stored temporarily at the station. Every five minutes, the averages are transmitted to the National Air Monitoring Network of the Ministry of Environmental Protection for the purpose of permanent storage and continued processing. Most of the transportation monitoring stations have been in full operation since 1998.

Uptime of monitoring stations: The percentage of time a station was active during the year. Uptime rates below 100% can be attributed to a fixed daily time devoted to scaling, instrument failure, or disruption of work at the station.

4. Methodology

a) The Investigated Population

The fleet of motor vehicles includes all the types of motor vehicles registered at the Vehicle Licensing Department, whose licenses were valid or expired during 2022. It does not include army and police vehicles, hauled vehicles, tractors, vehicles owned by foreign citizens and of holders of provisional vehicle licenses, vehicles registered in the Palestinian Authority, vehicles of tourists staying in Israel less than three months, diplomatic and UN vehicles, etc.

b) The Period Investigated

The information in this publication refers to 31 December 2022.

c) Method of Investigation and Sources of the Data

The vehicle data published by the CBS are based on processing of the administrative files received every month from the Vehicle Licensing Department in the Ministry of Transport and Road Safety.

Data on safety systems, gearboxes, engine power and airbags are obtained from the current Make and Models of Private and Commercial Vehicles file of the Ministry of Transport and Road Safety.

Data on the local installation of safety systems (lane departure warning system, forward distance monitoring system) are obtained from the Ministry of Transport and Road Safety.

Data on road accidents are obtained from the Israel Police and include road accidents with casualties that were classified according to two types of files: Road Accident Expanded (R.A. expanded) and General with Minor Casualties.

Concentrations of air pollutants from transportation monitoring stations are obtained from the Air Quality Division (National Air Monitoring Network) of the Ministry of Environmental Protection.

Emission factors of air pollutants from vehicles data are based on research conducted at the Technion.⁶ To date, these emission factors have been developed only for private motor cars and for buses. Emission factors for other types of vehicles and other fuel types were based on European factors, which were obtained from the Air Quality Division (Mobile Sources Division) at the Ministry of Environmental Protection.

d) Handling of the Data

The Vehicle File: A file received from the Vehicle Licensing Department of the Ministry of Transport and Road Safety. The file is reviewed and processed at the CBS.

Air pollution from transportation: Quantities of air pollution emissions are calculated in the Agriculture, Environment and Energy Sector at the CBS, on the basis of annual quantities of different fuels consumed by motor vehicles; emission factors of air pollutants and annual kilometers traveled by the various types of vehicles, by age of vehicle.

Until 2010, the kilometers travelled were calculated using the CBS's Kilometers Travelled Survey, which was based on a sample of drivers' reports during the annual vehicle test at the vehicle inspection stations. As of 2011, the method of calculating yearly kilometers travelled has been changed and is now based on the vehicle files received from the Ministry of Transport and Road Safety. Using this method, the calculation is made by comparing the odometer reading recorded at two different registration tests for each vehicle, with an interval of approximately one year between each test.

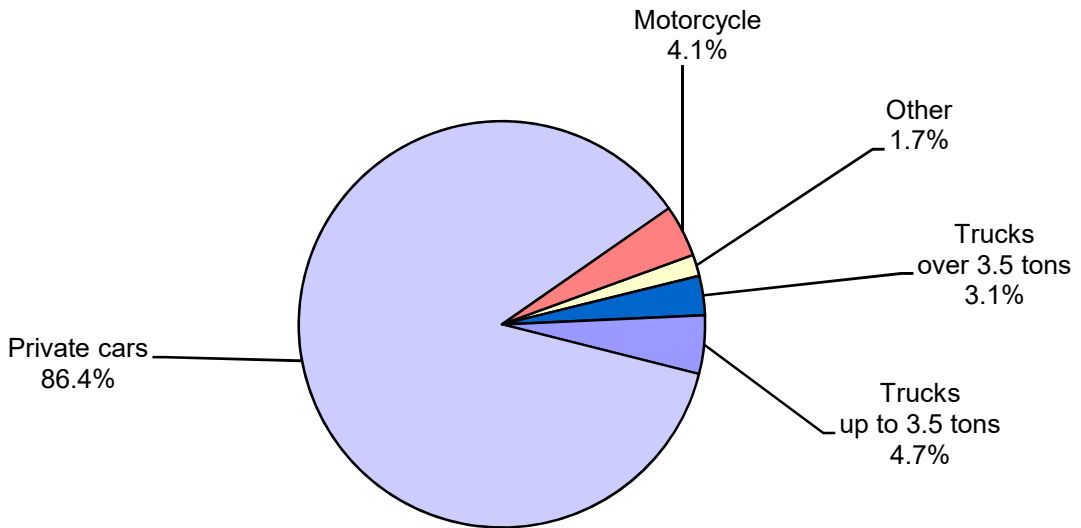
e) Reliability of the Data

The data in this publication are based on processing of the "Vehicle File" (see above). In actuality, the data reflect the status of the "Vehicle File" at the end of 2022; therefore, the quality of the data and degree to which they are up-to-date depend on the quality of the "Vehicle File" and degree to which it was up-to-date on the day it was generated.

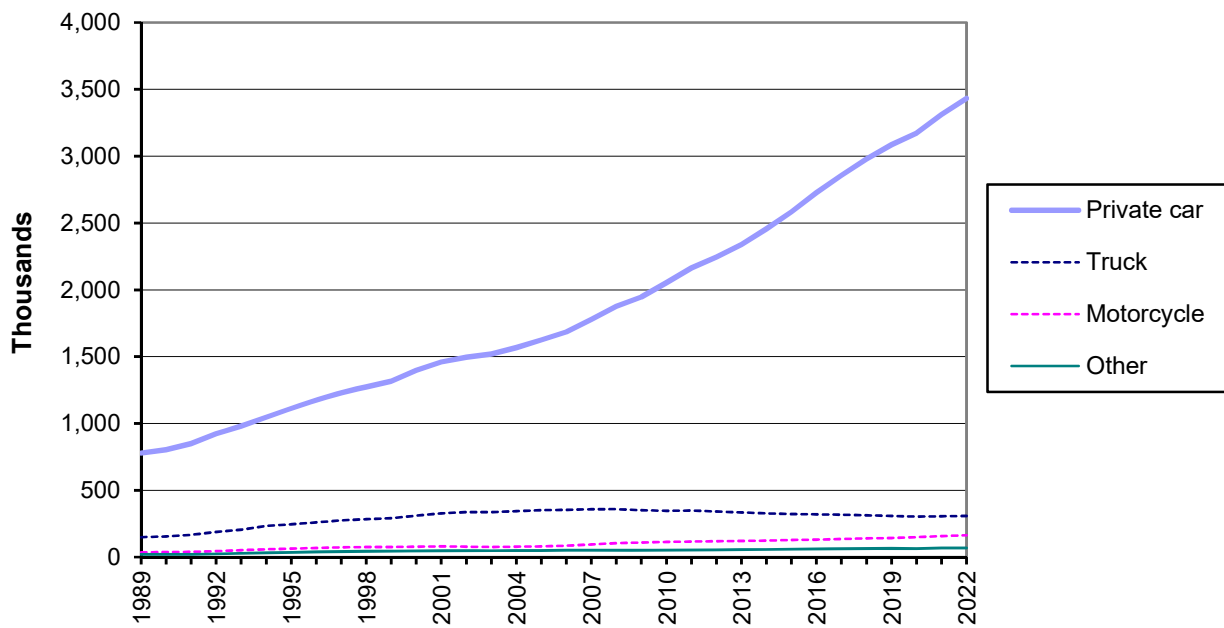
⁶ Tartakovsky, L., Veinblat, M., Gutman, M., Aleynikov, Y., & Zvirin, Y. (2000). *Estimation of Emission Factors from Diesel Vehicles in Israel (First Stage – Buses)*. Research Report 277/2000. p. 64 [Hebrew only]. Technion – Israel Institute of Technology.

DIAGRAMS

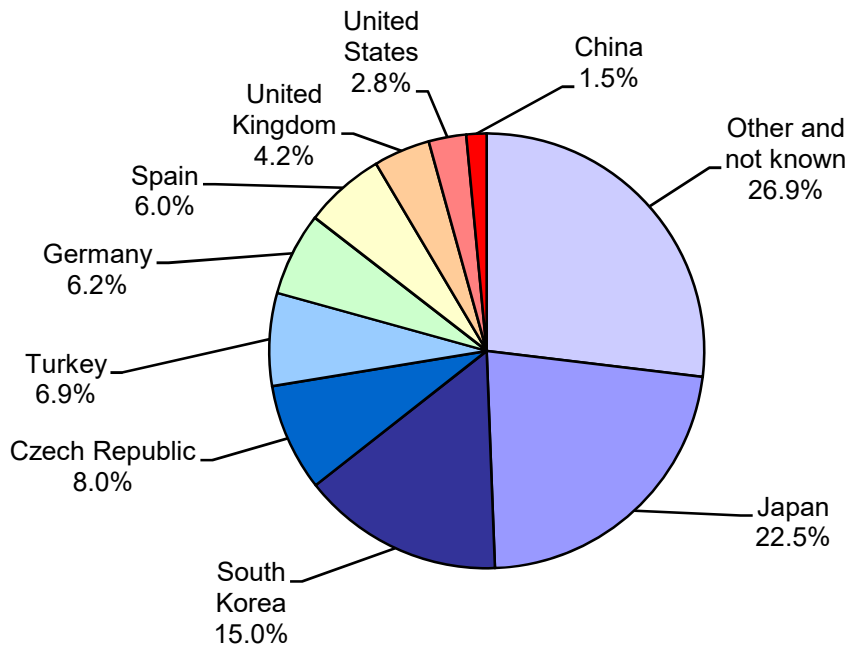
**DIAGRAM 1. MOTOR VEHICLES, BY TYPE OF VEHICLE
2022**



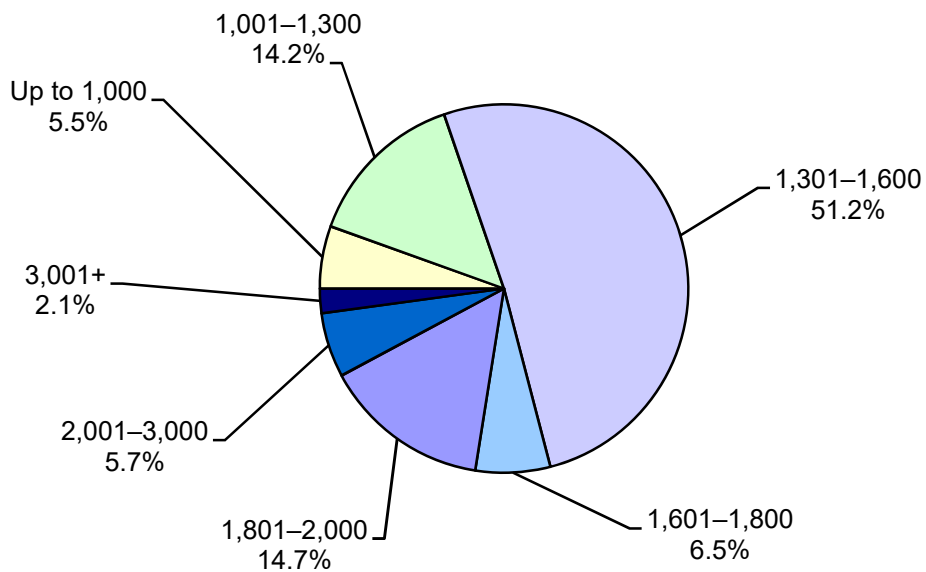
**DIAGRAM 2. MOTOR VEHICLES, BY TYPE OF VEHICLE
1989–2022**



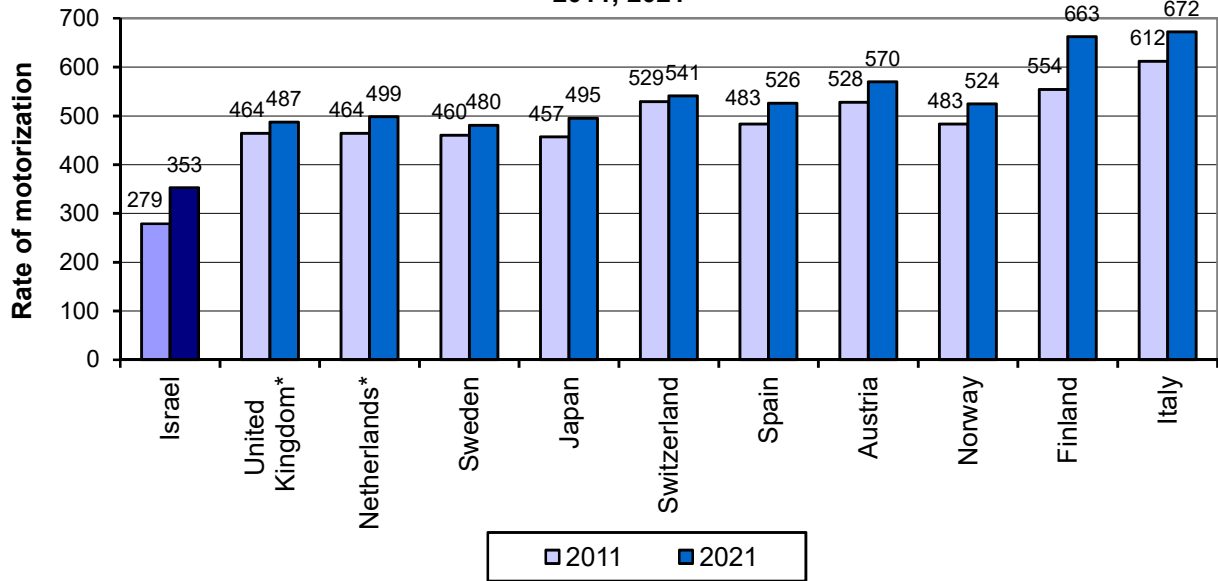
**DIAGRAM 3. MOTOR VEHICLES, BY COUNTRY OF PRODUCTION
2022**



**DIAGRAM 4. PRIVATE CARS, BY ENGINE CAPACITY (cc)
2022**



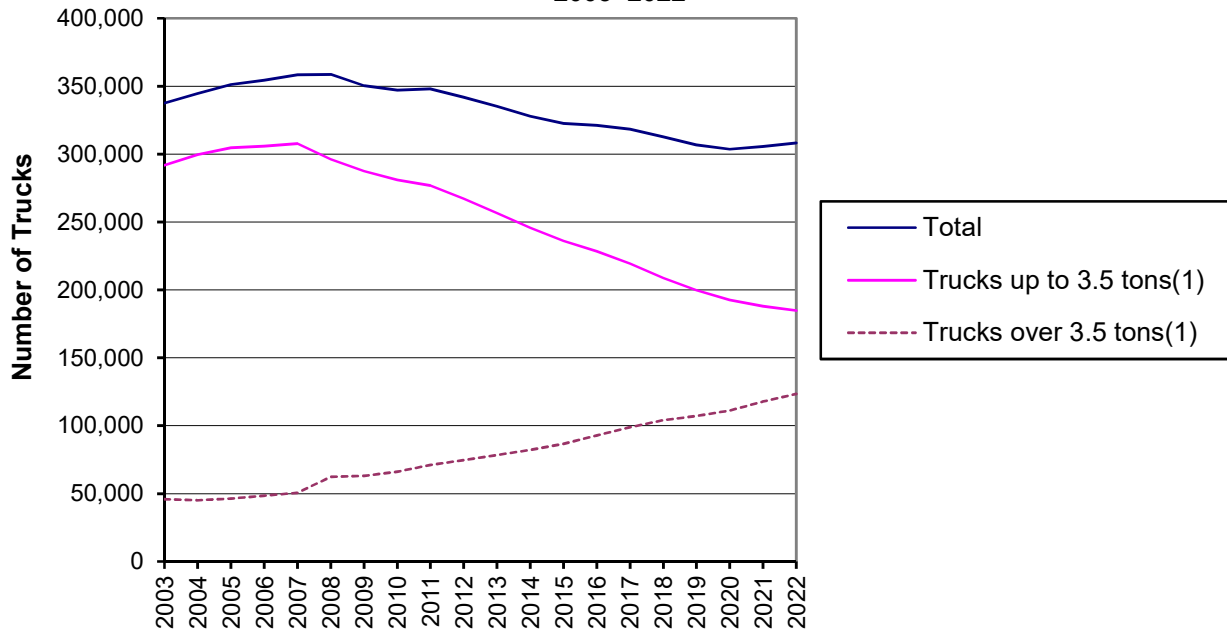
**DIAGRAM 5. RATE OF MOTORIZATION OF PASSENGER CARS(1)
IN ISRAEL AND IN SELECTED OECD COUNTRIES
2011, 2021**



* Datum for 2020.

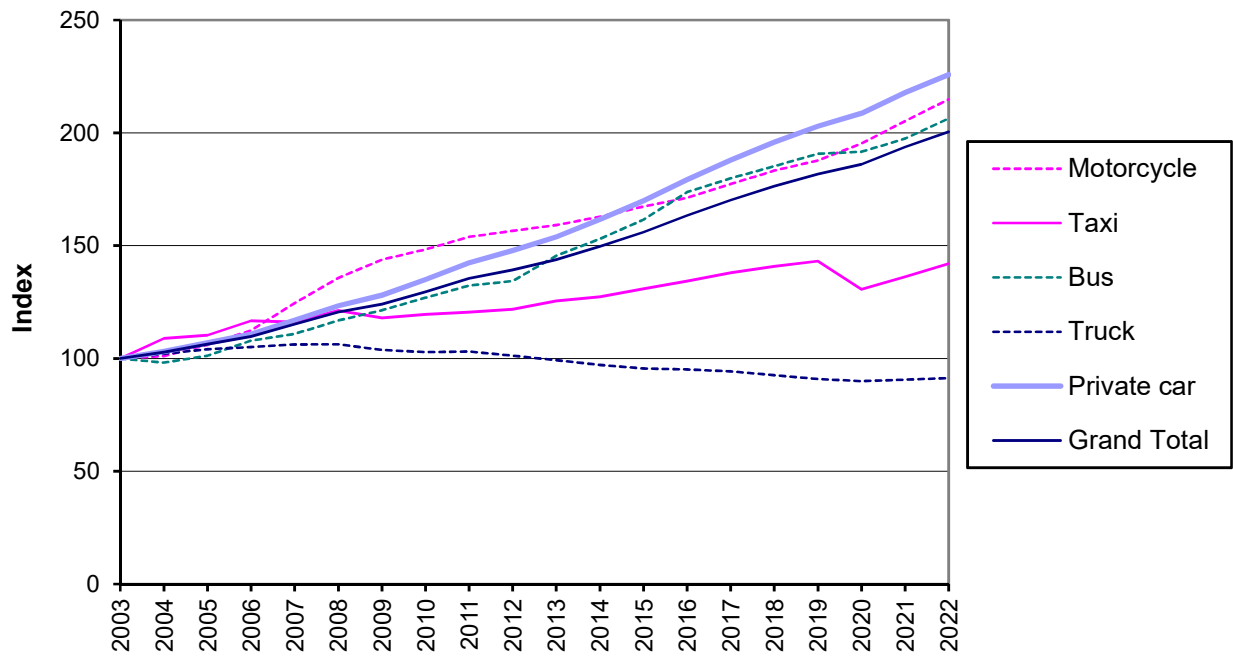
(1) Number of vehicles per 1,000 residents, including: private cars, taxis and minibuses that are designed to transport up to 9 persons (including the driver).

**DIAGRAM 6. TRUCKS, BY GROSS WEIGHT
2003–2022**



(1) Until 2007: "Trucks up to 4 tons" and "Trucks over 4 tons".

**DIAGRAM 7. NUMBER OF VEHICLES, BY TYPE OF VEHICLE
2003–2022
BASE: 100 = 2003**



TABLES

(PRESENTED IN HEBREW ORDER – FROM RIGHT TO LEFT)

EXPLANATORY NOTES

Area Covered by the Statistical Data

The statistical data relate to the economic territory of the State of Israel, unless otherwise stated.

A. The economic territory of a country (according to the definition of the OECD-SNA. For a detailed definition, see: OECD, Glossary of Statistical Terms): The economic territory of a country consists of the geographic territory administered by a government within which persons, goods and capital circulate freely.

The economic territory of the State of Israel: According to this definition, the economic territory of the State of Israel is as indicated in paragraph B below.

B. District and Sub-District:

The districts and sub-districts are defined according to the official administrative division of the State of Israel, which includes 6 districts and 15 sub-districts.

Including Israeli localities in the Judea and Samaria Area.

Special Symbols in the Tables

Blank space = irrelevant as a result of the table's structure

- = no cases
- .. = unknown data
- R = revised data

כללי
GENERAL

TABLE 1. MOTOR VEHICLES, BY TYPE

לוח 1. כלי רכב מנועיים, לפי סוג

| Year | אופנוע | כלי רכב מיוחד | מונית | אוטובוס | אוטובוס זעיר | Truck | | משאית | כלי רכב פרטי | סך כולל | שנה |
|--------------|------------------|-----------------|----------|---------|--------------|--------------------------------|---------------------------------------|------------------------|-----------------|-------------|----------------|
| | Motor-cycle | Special vehicle | (2) Taxi | (4) Bus | (3) Minibus | מל 3.5 טונות (5) Over 3.5 tons | עד 3.5 טונות (1)(3)(5) Up to 3.5 tons | סך הכל (1)(3)(4) Total | (1) Private car | Grand total | |
| | Absolute numbers | | | | | | | | | | מספרים מוחלטים |
| 2022 | 163,680 | 6,740 | 22,413 | 23,999 | 15,295 | 123,416 | 184,742 | 308,158 | 3,433,026 | 3,973,311 | 2022 |
| 2021 | 156,358 | 6,378 | 21,488 | 22,957 | 14,967 | 117,785 | 187,898 | 305,683 | 3,312,273 | 3,840,104 | 2021 |
| 2020 | 148,771 | 5,970 | 20,616 | 22,286 | 14,745 | 111,129 | 192,489 | 303,618 | 3,173,293 | 3,689,299 | 2020 |
| 2019 | 143,010 | 5,714 | 22,599 | 22,180 | 14,926 | 107,128 | 199,777 | 306,905 | 3,085,315 | 3,600,649 | 2019 |
| 2018 | 139,548 | 5,530 | 22,239 | 21,544 | 14,984 | 103,977 | 208,679 | 312,656 | 2,978,911 | 3,495,412 | 2018 |
| 2017 | 135,014 | 5,329 | 21,778 | 20,910 | 14,860 | 98,958 | 219,331 | 318,289 | 2,856,959 | 3,373,139 | 2017 |
| 2016 | 130,442 | 5,083 | 21,193 | 20,212 | 14,461 | 92,817 | 228,262 | 321,079 | 2,726,835 | 3,239,305 | 2016 |
| 2015 | 127,498 | 4,844 | 20,670 | 18,788 | 14,100 | 86,544 | 236,017 | 322,561 | 2,583,175 | 3,091,636 | 2015 |
| 2014 | 124,081 | 4,597 | 20,106 | 17,795 | 14,120 | 82,113 | 245,679 | 327,792 | 2,457,236 | 2,965,727 | 2014 |
| 2013 | 121,218 | 4,554 | 19,821 | 16,917 | 14,238 | 78,419 | 256,659 | 335,078 | 2,338,687 | 2,850,513 | 2013 |
| 2012 | 119,295 | 4,433 | 19,222 | 15,625 | 14,492 | 74,642 | 267,217 | 341,859 | 2,246,053 | 2,760,979 | 2012 |
| 2011 | 117,254 | 4,318 | 19,020 | 15,382 | 14,848 | 71,072 | 276,908 | 347,980 | 2,164,385 | 2,683,187 | 2011 |
| 2010 | 113,007 | 4,118 | 18,878 | 14,762 | 15,026 | 66,170 | 280,982 | 347,152 | 2,053,248 | 2,566,191 | 2010 |
| 2009 | 109,547 | 3,967 | 18,624 | 14,113 | 15,260 | 63,088 | 287,368 | 350,456 | 1,946,749 | 2,458,716 | 2009 |
| 2008(5) | 103,394 | 3,973 | 19,138 | 13,595 | 16,017 | (5)62,448 | (5)296,225 | 358,673 | 1,875,765 | 2,390,555 | (5)2008 |
| 2007 | 94,808 | 3,847 | 18,326 | 12,902 | 16,133 | 50,583 | 307,734 | 358,317 | 1,779,301 | 2,283,634 | 2007 |
| 2006 | 85,651 | 3,773 | 18,420 | 12,549 | 15,957 | 48,517 | 305,955 | 354,472 | 1,684,694 | 2,175,516 | 2006 |
| 2005 | 80,804 | 3,706 | 17,423 | 11,779 | 16,082 | 46,413 | 304,723 | 351,136 | 1,626,388 | 2,107,318 | 2005 |
| 2004 | 77,041 | 4,012 | 17,204 | 11,415 | 16,449 | 45,123 | 299,450 | 344,573 | 1,567,021 | 2,037,715 | 2004 |
| 2003 | 76,188 | 4,086 | 15,788 | 11,631 | 16,515 | 45,822 | 291,695 | 337,517 | 1,520,571 | 1,982,296 | 2003 |
| 2002 | 78,931 | 4,062 | 15,781 | 11,788 | 16,805 | 46,589 | 289,189 | 335,778 | 1,496,878 | 1,960,023 | 2002 |
| 2001 | 79,736 | 4,068 | 15,163 | 11,897 | 16,752 | 45,776 | 280,652 | 326,428 | 1,460,851 | 1,914,895 | 2001 |
| 2000 | 77,472 | 3,993 | 14,806 | 11,849 | 16,476 | 43,208 | 266,779 | 309,987 | 1,396,947 | 1,831,530 | 2000 |
| 1999 | 75,643 | 3,932 | 13,836 | 11,303 | 16,240 | 40,806 | 251,232 | 292,038 | 1,316,765 | 1,729,757 | 1999 |
| 1998 | 75,011 | 3,913 | 12,644 | 11,141 | 15,881 | 40,738 | 242,166 | 282,904 | 1,273,285 | 1,674,779 | 1998 |
| 1997 | 72,413 | 3,904 | 11,563 | 11,095 | 15,239 | 40,444 | 233,351 | 273,795 | 1,228,819 | 1,616,828 | 1997 |
| 1996(4) | 69,011 | 3,805 | 10,599 | 11,214 | 13,405 | 38,983 | 221,687 | 260,670 | 1,174,166 | 1,542,870 | (4)1996 |
| 1995 | 64,695 | 3,644 | 9,449 | 10,794 | 11,459 | 36,052 | 210,644 | 246,696 | 1,112,281 | 1,459,018 | 1995 |
| 1994 | 58,323 | 3,444 | 9,674 | 10,429 | 8,682 | 33,489 | 201,209 | 234,698 | 1,047,848 | 1,373,098 | 1994 |
| 1993(3) | 50,720 | 3,287 | 9,524 | 9,761 | 5,267 | 30,524 | 173,269 | 203,793 | 978,652 | 1,261,004 | (3)1993 |
| 1992 | 43,762 | 3,318 | 9,325 | 9,309 | - | 28,501 | 158,620 | 187,121 | 923,041 | 1,175,876 | 1992 |
| 1991 | 39,830 | 3,168 | 8,827 | 8,920 | - | 26,844 | 139,316 | 166,160 | 848,554 | 1,075,459 | 1991 |
| 1990 | 38,076 | 3,018 | 8,699 | 8,886 | - | 25,193 | 128,511 | 153,704 | 803,021 | 1,015,404 | 1990 |
| 1989 | 36,414 | 3,208 | 8,368 | 8,713 | - | 24,716 | 124,457 | 149,173 | 777,898 | 983,774 | 1989 |
| 1988 | 35,133 | 3,749 | 7,956 | 8,693 | - | 23,811 | 119,994 | 143,805 | 753,450 | 952,786 | 1988 |
| 1987 | 33,814 | 3,469 | 7,652 | 8,356 | - | 21,994 | 110,002 | 131,996 | 696,712 | 881,999 | 1987 |
| 1986(2) | 30,832 | 3,410 | 6,980 | 8,191 | - | 20,507 | 100,335 | 120,842 | 648,847 | 819,102 | (2)1986 |
| 1985 | 28,663 | 3,509 | 7,150 | 8,519 | - | 20,663 | 94,033 | 114,696 | 613,680 | 776,217 | 1985 |
| 1984 | 28,856 | 3,580 | 7,013 | 8,332 | - | 21,198 | 91,940 | 113,138 | 599,294 | 760,213 | 1984 |
| 1983 | 29,067 | 3,665 | 6,664 | 7,870 | - | 21,389 | 89,397 | 110,786 | 571,515 | 729,567 | 1983 |
| 1982 | 27,514 | 3,476 | 6,142 | 7,707 | - | 20,478 | 83,638 | 104,116 | 512,716 | 661,671 | 1982 |
| 1981 | 26,464 | 3,438 | 5,544 | 7,691 | - | 19,659 | 76,486 | 96,145 | 453,634 | 592,916 | 1981 |
| 1980 | 25,347 | 3,234 | 5,085 | 7,298 | - | 20,176 | 68,867 | 89,043 | 409,518 | 539,525 | 1980 |
| 1979 | 25,368 | 3,521 | 5,167 | 6,771 | - | 19,107 | 67,665 | 86,772 | 397,351 | 524,950 | 1979 |
| 1978(1) | 26,019 | 3,289 | 5,149 | 6,419 | - | 18,029 | 59,107 | 77,136 | 355,761 | 473,773 | (1)1978 |
| 1977 | 26,643 | 3,432 | 4,932 | 6,225 | - | 18,174 | 83,224 | 101,398 | 307,785 | 450,415 | 1977 |
| 1976 | 27,834 | 3,379 | 4,816 | 5,970 | - | 18,601 | 79,461 | 98,062 | 292,438 | 432,499 | 1976 |
| 1975 | 30,148 | 3,302 | 4,542 | 5,770 | - | 19,429 | 76,709 | 96,138 | 279,486 | 419,386 | 1975 |
| 1974 | 32,940 | 3,217 | 4,325 | 5,615 | - | 19,522 | 75,236 | 94,758 | 267,425 | 408,280 | 1974 |
| 1973 | 36,310 | 3,106 | 4,059 | 5,230 | - | 18,223 | 70,068 | 88,291 | 233,899 | 370,895 | 1973 |
| 1972 | 39,345 | 2,804 | 3,727 | 4,942 | - | 17,763 | 61,937 | 79,700 | 197,388 | 327,906 | 1972 |
| 1971 | 41,636 | 2,565 | 3,503 | 4,744 | - | 17,385 | 55,409 | 72,794 | 170,987 | 296,229 | 1971 |
| 1970 | 42,035 | 2,325 | 3,420 | 4,655 | - | 16,943 | 49,070 | 66,013 | 147,785 | 266,233 | 1970 |
| 1969 | 41,496 | 1,913 | 3,209 | 3,982 | - | 14,659 | 42,909 | 57,568 | 131,312 | 239,480 | 1969 |
| 1968 | 41,883 | 1,697 | 2,833 | 3,715 | - | 13,161 | 36,685 | 49,846 | 109,807 | 209,781 | 1968 |
| 1967 | 41,209 | 1,761 | 2,692 | 3,591 | - | 13,235 | 34,051 | 47,286 | 96,565 | 193,104 | 1967 |
| 1966 | 39,510 | 1,521 | 2,702 | 3,389 | - | 12,427 | 32,605 | 45,032 | 88,829 | 180,983 | 1966 |
| 1965* 31 XII | 42,138 | 1,377 | 2,604 | 3,247 | - | 12,500 | 28,951 | 41,451 | 80,542 | 171,359 | 31 XII *1965 |
| 1964* 31 III | 34,998 | 1,253 | 2,513 | 2,927 | - | 12,532 | 19,578 | 31,930 | 60,581 | 134,202 | 31 III *1964 |
| 1963* 31 III | 29,868 | 1,181 | 2,493 | 2,742 | - | 11,467 | 16,541 | 28,008 | 46,853 | 111,145 | 31 III *1963 |
| 1962* 31 III | 24,778 | 1,014 | 2,466 | 2,448 | - | 10,693 | 14,638 | 25,331 | 37,474 | 93,511 | 31 III *1962 |
| 1961* 31 III | 21,971 | 874 | 2,474 | 2,408 | - | .. | .. | 23,248 | 29,444 | 80,419 | 31 III *1961 |
| 1960* 31 III | 18,461 | 815 | 2,477 | 2,394 | - | .. | .. | 21,453 | 23,980 | 69,580 | 31 III *1960 |
| 1959* 31 III | 16,748 | 728 | 2,465 | 2,351 | - | .. | .. | 20,400 | 20,408 | 63,100 | 31 III *1959 |
| 1958* 31 III | 14,997 | 707 | 2,466 | 2,202 | - | .. | .. | 20,236 | 18,996 | 59,604 | 31 III *1958 |
| 1957* 31 III | 13,246 | 687 | 2,467 | 2,053 | - | .. | .. | 20,072 | 17,585 | 56,110 | 31 III *1957 |

TABLE 1. MOTOR VEHICLES, BY TYPE (Cont.)

לוח 1. כלי רכב מנועיים, לפי סוג (המשך)

| Year | אופנוע Motor-cycle | כלי רכב מיוחד Special vehicle | מונית (2) Taxi | אוטובוס (4) Bus | אוטובוס זעיר (3) Minibus | Truck | | משאית סך הכל (1)(3)(4) Total | כלי רכב פרטי (1) Private car | סך כולל Grand total | שנה |
|--------------|-----------------------|----------------------------------|----------------------|-----------------------|--------------------------------|---|---|---------------------------------------|------------------------------------|------------------------|--------------|
| | | | | | | מעל 3.5 טונות (5) Over 3.5 tons | עד 3.5 טונות (1)(3)(5) Up to 3.5 tons | | | | |
| | Percentages | | | | | | | | | | אחוזים |
| 2022 | 4.1 | 0.2 | 0.6 | 0.6 | 0.4 | 3.1 | 4.6 | 7.8 | 86.4 | 100.0 | 2022 |
| 2021 | 4.1 | 0.2 | 0.6 | 0.6 | 0.4 | 3.1 | 4.9 | 8.0 | 86.3 | 100.0 | 2021 |
| 2020 | 4.0 | 0.2 | 0.6 | 0.6 | 0.4 | 3.0 | 5.2 | 8.2 | 86.0 | 100.0 | 2020 |
| 2019 | 4.0 | 0.2 | 0.6 | 0.6 | 0.4 | 3.0 | 5.5 | 8.5 | 85.7 | 100.0 | 2019 |
| 2018 | 4.0 | 0.2 | 0.6 | 0.6 | 0.4 | 3.0 | 6.0 | 8.9 | 85.2 | 100.0 | 2018 |
| 2017 | 4.0 | 0.2 | 0.6 | 0.6 | 0.4 | 2.9 | 6.5 | 9.4 | 84.7 | 100.0 | 2017 |
| 2016 | 4.0 | 0.2 | 0.7 | 0.6 | 0.4 | 2.9 | 7.0 | 9.9 | 84.2 | 100.0 | 2016 |
| 2015 | 4.1 | 0.2 | 0.7 | 0.6 | 0.5 | 2.8 | 7.6 | 10.4 | 83.6 | 100.0 | 2015 |
| 2014 | 4.2 | 0.2 | 0.7 | 0.6 | 0.5 | 2.8 | 8.3 | 11.1 | 82.9 | 100.0 | 2014 |
| 2013 | 4.3 | 0.2 | 0.7 | 0.6 | 0.5 | 2.8 | 9.0 | 11.8 | 82.0 | 100.0 | 2013 |
| 2012 | 4.3 | 0.2 | 0.7 | 0.6 | 0.5 | 2.7 | 9.7 | 12.4 | 81.3 | 100.0 | 2012 |
| 2011 | 4.4 | 0.2 | 0.7 | 0.6 | 0.6 | 2.7 | 10.3 | 13.0 | 80.6 | 100.0 | 2011 |
| 2010 | 4.4 | 0.2 | 0.7 | 0.6 | 0.6 | 2.6 | 10.9 | 13.5 | 80.0 | 100.0 | 2010 |
| 2009 | 4.5 | 0.2 | 0.8 | 0.6 | 0.6 | 2.6 | 11.7 | 14.3 | 79.2 | 100.0 | 2009 |
| 2008(5) | 4.3 | 0.2 | 0.8 | 0.6 | 0.7 | (5)2.6 | (5)12.4 | 15.0 | 78.5 | 100.0 | (5)2008 |
| 2007 | 4.2 | 0.2 | 0.8 | 0.6 | 0.7 | 2.2 | 13.5 | 15.7 | 77.9 | 100.0 | 2007 |
| 2006 | 3.9 | 0.2 | 0.8 | 0.6 | 0.7 | 2.2 | 14.1 | 16.3 | 77.4 | 100.0 | 2006 |
| 2005 | 3.8 | 0.2 | 0.8 | 0.6 | 0.8 | 2.2 | 14.5 | 16.7 | 77.2 | 100.0 | 2005 |
| 2004 | 3.8 | 0.2 | 0.8 | 0.6 | 0.8 | 2.2 | 14.7 | 16.9 | 76.9 | 100.0 | 2004 |
| 2003 | 3.9 | 0.2 | 0.8 | 0.6 | 0.8 | 2.3 | 14.7 | 17.0 | 76.7 | 100.0 | 2003 |
| 2002 | 4.0 | 0.2 | 0.8 | 0.6 | 0.9 | 2.4 | 14.8 | 17.1 | 76.4 | 100.0 | 2002 |
| 2001 | 4.2 | 0.2 | 0.8 | 0.6 | 0.9 | 2.4 | 14.7 | 17.0 | 76.3 | 100.0 | 2001 |
| 2000 | 4.2 | 0.2 | 0.8 | 0.6 | 0.9 | 2.4 | 14.6 | 16.9 | 76.3 | 100.0 | 2000 |
| 1999 | 4.4 | 0.2 | 0.8 | 0.7 | 0.9 | 2.4 | 14.5 | 16.9 | 76.1 | 100.0 | 1999 |
| 1998 | 4.5 | 0.2 | 0.8 | 0.7 | 0.9 | 2.4 | 14.5 | 16.9 | 76.0 | 100.0 | 1998 |
| 1997 | 4.5 | 0.2 | 0.7 | 0.7 | 0.9 | 2.5 | 14.4 | 16.9 | 76.0 | 100.0 | 1997 |
| 1996(4) | 4.5 | 0.2 | 0.7 | 0.7 | 0.9 | 2.5 | 14.4 | 16.9 | 76.1 | 100.0 | (4)1996 |
| 1995 | 4.4 | 0.2 | 0.7 | 0.7 | 0.8 | 2.5 | 14.4 | 16.9 | 76.2 | 100.0 | 1995 |
| 1994 | 4.2 | 0.3 | 0.7 | 0.8 | 0.6 | 2.4 | 14.7 | 17.1 | 76.3 | 100.0 | 1994 |
| 1993(3) | 4.0 | 0.3 | 0.8 | 0.8 | 0.4 | 2.4 | 13.7 | 16.1 | 77.6 | 100.0 | (3)1993 |
| 1992 | 3.7 | 0.3 | 0.8 | 0.8 | - | 2.4 | 13.5 | 15.9 | 78.5 | 100.0 | 1992 |
| 1991 | 3.7 | 0.3 | 0.8 | 0.8 | - | 2.5 | 13.0 | 15.5 | 78.9 | 100.0 | 1991 |
| 1990 | 3.7 | 0.3 | 0.9 | 0.9 | - | 2.5 | 12.7 | 15.1 | 79.1 | 100.0 | 1990 |
| 1989 | 3.7 | 0.3 | 0.9 | 0.9 | - | 2.5 | 12.7 | 15.2 | 79.1 | 100.0 | 1989 |
| 1988 | 3.7 | 0.4 | 0.8 | 0.9 | - | 2.5 | 12.6 | 15.1 | 79.1 | 100.0 | 1988 |
| 1987 | 3.8 | 0.4 | 0.9 | 0.9 | - | 2.5 | 12.5 | 15.0 | 79.0 | 100.0 | 1987 |
| 1986(2) | 3.8 | 0.4 | 0.9 | 1.0 | - | 2.5 | 12.2 | 14.7 | 79.2 | 100.0 | (2)1986 |
| 1985 | 3.7 | 0.5 | 0.9 | 1.1 | - | 2.7 | 12.1 | 14.8 | 79.1 | 100.0 | 1985 |
| 1984 | 3.8 | 0.5 | 0.9 | 1.1 | - | 2.8 | 12.1 | 14.9 | 78.8 | 100.0 | 1984 |
| 1983 | 4.0 | 0.5 | 0.9 | 1.1 | - | 2.9 | 12.3 | 15.2 | 78.3 | 100.0 | 1983 |
| 1982 | 4.2 | 0.5 | 0.9 | 1.2 | - | 3.1 | 12.6 | 15.7 | 77.5 | 100.0 | 1982 |
| 1981 | 4.5 | 0.6 | 0.9 | 1.3 | - | 3.3 | 12.9 | 16.2 | 76.5 | 100.0 | 1981 |
| 1980 | 4.7 | 0.6 | 0.9 | 1.4 | - | 3.7 | 12.8 | 16.5 | 75.9 | 100.0 | 1980 |
| 1979 | 4.8 | 0.7 | 1.0 | 1.3 | - | 3.6 | 12.9 | 16.5 | 75.7 | 100.0 | 1979 |
| 1978(1) | 5.5 | 0.7 | 1.1 | 1.4 | - | 3.8 | 12.5 | 16.3 | 75.1 | 100.0 | (1)1978 |
| 1977 | 5.9 | 0.8 | 1.1 | 1.4 | - | 4.0 | 18.5 | 22.5 | 68.3 | 100.0 | 1977 |
| 1976 | 6.4 | 0.8 | 1.1 | 1.4 | - | 4.3 | 18.4 | 22.7 | 67.6 | 100.0 | 1976 |
| 1975 | 7.2 | 0.8 | 1.1 | 1.4 | - | 4.6 | 18.3 | 22.9 | 66.6 | 100.0 | 1975 |
| 1974 | 8.1 | 0.8 | 1.1 | 1.4 | - | 4.8 | 18.4 | 23.2 | 65.5 | 100.0 | 1974 |
| 1973 | 9.8 | 0.8 | 1.1 | 1.4 | - | 4.9 | 18.9 | 23.8 | 63.1 | 100.0 | 1973 |
| 1972 | 12.0 | 0.9 | 1.1 | 1.5 | - | 5.4 | 18.9 | 24.3 | 60.2 | 100.0 | 1972 |
| 1971 | 14.1 | 0.9 | 1.2 | 1.6 | - | 5.9 | 18.7 | 24.6 | 57.7 | 100.0 | 1971 |
| 1970 | 15.8 | 0.9 | 1.3 | 1.7 | - | 6.4 | 18.4 | 24.8 | 55.5 | 100.0 | 1970 |
| 1969 | 17.3 | 0.8 | 1.3 | 1.7 | - | 6.1 | 17.9 | 24.0 | 54.8 | 100.0 | 1969 |
| 1968 | 20.0 | 0.8 | 1.4 | 1.8 | - | 6.3 | 17.5 | 23.8 | 52.3 | 100.0 | 1968 |
| 1967 | 21.3 | 0.9 | 1.4 | 1.9 | - | 6.9 | 17.6 | 24.5 | 50.0 | 100.0 | 1967 |
| 1966 | 21.8 | 0.8 | 1.5 | 1.9 | - | 6.9 | 18.0 | 24.9 | 49.1 | 100.0 | 1966 |
| 1965* 31 XII | 24.6 | 0.8 | 1.5 | 1.9 | - | 7.3 | 16.9 | 24.2 | 47.0 | 100.0 | 31 XII *1965 |
| 1964* 31 III | 26.1 | 0.9 | 1.9 | 2.2 | - | 9.3 | 14.6 | 23.8 | 45.1 | 100.0 | 31 III *1964 |
| 1963* 31 III | 26.9 | 1.1 | 2.2 | 2.5 | - | 10.3 | 14.9 | 25.2 | 42.2 | 100.0 | 31 III *1963 |
| 1962* 31 III | 26.5 | 1.1 | 2.6 | 2.6 | - | 11.4 | 15.7 | 27.1 | 40.1 | 100.0 | 31 III *1962 |
| 1961* 31 III | 27.3 | 1.1 | 3.1 | 3.0 | - | .. | .. | 28.9 | 36.6 | 100.0 | 31 III *1961 |
| 1960* 31 III | 26.5 | 1.2 | 3.6 | 3.4 | - | .. | .. | 30.8 | 34.5 | 100.0 | 31 III *1960 |
| 1959* 31 III | 26.5 | 1.2 | 3.9 | 3.7 | - | .. | .. | 32.3 | 32.3 | 100.0 | 31 III *1959 |
| 1958* 31 III | 25.2 | 1.2 | 4.1 | 3.7 | - | .. | .. | 34.0 | 31.9 | 100.0 | 31 III *1958 |
| 1957* 31 III | 23.6 | 1.2 | 4.4 | 3.7 | - | .. | .. | 35.8 | 31.3 | 100.0 | 31 III *1957 |

* Until 1964, the budget year was April to March.

* עד שנת 1964 שנת התקציב הייתה מאפריל עד מרץ.

- (1) As of 1978, "Dual purpose vehicle" is included under "private car", instead of under "Truck".
מ-1978 "רכב דו-שימושי" נכלל ב"כלי רכב פרטי" במקום ב"משאית".
- (2) In 1986, all plate numbers of taxis were changed and their registration method was altered in the Vehicle File of the Vehicle Licencing Department.
ב-1986 הוחלפו כל מספרי הרישוי של המוניות ושונה שיטת רישומן בקובץ הרכב של רשות הרישוי.
- (3) In 1993, a new type of vehicle was added: "Minibus". Up to 1992, it was included under "Truck up to 4 tons". See Introduction, "Terms, Definitions and Explanations".
ב-1993 נוסף סוג חדש של כלי רכב, "אוטובוס זעיר". עד 1992 הוא נכלל ב"משאית עד 4 טונות". ראו מבוא, "מונחים, הגדרות והסברים".
- (4) As of 1996, the "Special truck for passengers" has been included under "Bus", instead of under "Truck" (183 "Special trucks" in 1996).
מ-1996 סוג הרכב "טיולית" נכלל ב"אוטובוס" במקום ב"משאית" (183 טיוליות ב-1996).
- (5) Up to 2007: "Truck up to 4 tons" and "Truck over 4 tons". See Introduction, "Terms, Definitions and Explanations".
עד 2007: "משאית עד 4 טונות" ו-"משאית מעל 4 טונות". ראו מבוא, "מונחים, הגדרות והסברים".

TABLE 2. PERCENTAGE OF CHANGE IN THE NUMBER OF MOTOR VEHICLES, EACH YEAR COMPARED WITH THE PREVIOUS YEAR

לוח 2. אחוז השינוי במספר כלי הרכב המנועיים, כל שנה לעומת קודמתה

| Year | אופנוע Motor-cycle | כלי רכב מיוחד Special vehicle | מונית (2) | אוטובוס (4) | אוטובוס זעיר (3) | Truck | | משאית סך הכל (1)(3)(4) Total | כלי רכב פרטי (1) Private car | סך הכל Total | שנה |
|---------|-----------------------|----------------------------------|--------------|----------------|---------------------|--------------------------------|--------------------------------|---------------------------------------|------------------------------------|-----------------|---------|
| | | | | | | מעל 3.5 טונות Over 3.5 tons | עד 3.5 טונות Up to 3.5 tons | | | | |
| 2022 | 4.7 | 5.7 | 4.3 | 4.5 | 2.2 | 4.8 | -1.7 | 0.8 | 3.6 | 3.5 | 2022 |
| 2021 | 5.1 | 6.8 | 4.2 | 3.0 | 1.5 | 6.0 | -2.4 | 0.7 | 4.4 | 4.1 | 2021 |
| 2020 | 4.0 | 4.5 | -8.8 | 0.5 | -1.2 | 3.7 | -3.6 | -1.1 | 2.9 | 2.5 | 2020 |
| 2019 | 2.5 | 3.3 | 1.6 | 3.0 | -0.4 | 3.0 | -4.3 | -1.8 | 3.6 | 3.0 | 2019 |
| 2018 | 3.4 | 3.8 | 2.1 | 3.0 | 0.8 | 5.1 | -4.9 | -1.8 | 4.3 | 3.6 | 2018 |
| 2017 | 3.5 | 4.8 | 2.8 | 3.5 | 2.8 | 6.6 | -3.9 | -0.9 | 4.8 | 4.1 | 2017 |
| 2016 | 2.3 | 4.9 | 2.5 | 7.6 | 2.6 | 7.2 | -3.3 | -0.5 | 5.6 | 4.8 | 2016 |
| 2015 | 2.8 | 5.4 | 2.8 | 5.6 | -0.1 | 5.4 | -3.9 | -1.6 | 5.1 | 4.2 | 2015 |
| 2014 | 2.4 | 0.9 | 1.4 | 5.2 | -0.8 | 4.7 | -4.3 | -2.2 | 5.1 | 4.0 | 2014 |
| 2013 | 1.6 | 2.7 | 3.1 | 8.3 | -1.8 | 5.1 | -4.0 | -2.0 | 4.1 | 3.2 | 2013 |
| 2012 | 1.7 | 2.7 | 1.1 | 1.6 | -2.4 | 5.0 | -3.5 | -1.8 | 3.8 | 2.9 | 2012 |
| 2011 | 3.8 | 4.9 | 0.8 | 4.2 | -1.2 | 7.4 | -1.4 | 0.2 | 5.4 | 4.6 | 2011 |
| 2010 | 3.2 | 3.8 | 1.4 | 4.6 | -1.5 | 4.9 | -2.2 | -0.9 | 5.5 | 4.4 | 2010 |
| 2009 | 6.0 | -0.2 | -2.7 | 3.8 | -4.7 | 1.0 | -3.0 | -2.3 | 3.8 | 2.9 | 2009 |
| 2008(5) | 9.1 | 3.3 | 4.4 | 5.4 | -0.7 | 23.5 | -3.7 | 0.1 | 5.4 | 4.7 | (5)2008 |
| 2007 | 10.7 | 2.0 | -0.5 | 2.8 | 1.1 | 4.3 | 0.6 | 1.1 | 5.6 | 5.0 | 2007 |
| 2006 | 6.0 | 1.8 | 5.7 | 6.5 | -0.8 | 4.5 | 0.4 | 1.0 | 3.6 | 3.2 | 2006 |
| 2005 | 4.9 | -7.6 | 1.3 | 3.2 | -2.2 | 2.9 | 1.8 | 1.9 | 3.8 | 3.4 | 2005 |
| 2004 | 1.1 | -1.8 | 9.0 | -1.9 | -0.4 | -1.5 | 2.7 | 2.1 | 3.1 | 2.8 | 2004 |
| 2003 | -3.5 | 0.6 | 0.0 | -1.3 | -1.7 | -1.6 | 0.9 | 0.5 | 1.6 | 1.1 | 2003 |
| 2002 | -1.0 | -0.1 | 4.1 | -0.9 | 0.3 | 1.8 | 3.0 | 2.9 | 2.5 | 2.4 | 2002 |
| 2001 | 2.9 | 1.9 | 2.4 | 0.4 | 1.7 | 5.9 | 5.2 | 5.3 | 4.6 | 4.6 | 2001 |
| 2000 | 2.4 | 1.6 | 7.0 | 4.8 | 1.5 | 5.9 | 6.2 | 6.1 | 6.1 | 5.9 | 2000 |
| 1999 | 0.8 | 0.5 | 9.4 | 1.5 | 2.3 | 0.2 | 3.7 | 3.2 | 3.4 | 3.3 | 1999 |
| 1998 | 3.6 | 0.2 | 9.3 | 0.4 | 4.2 | 0.7 | 3.8 | 3.3 | 3.6 | 3.6 | 1998 |
| 1997 | 4.9 | 2.6 | 9.1 | -1.1 | 13.7 | 3.7 | 5.3 | 5.0 | 4.7 | 4.8 | 1997 |
| 1996(4) | 6.7 | 4.4 | 12.2 | 3.9 | 17.0 | 8.1 | 5.2 | 5.7 | 5.6 | 5.7 | (4)1996 |
| 1995 | 10.9 | 5.8 | -2.3 | 3.5 | 32.0 | 7.7 | 4.7 | 5.1 | 6.1 | 6.3 | 1995 |
| 1994 | 15.0 | 4.8 | 1.6 | 6.8 | 64.8 | 9.7 | 16.1 | 15.2 | 7.1 | 8.9 | 1994 |
| 1993(3) | 15.9 | -0.9 | 2.1 | 4.9 | .. | 7.1 | 9.2 | 8.9 | 6.0 | 7.2 | (3)1993 |
| 1992 | 9.9 | 4.7 | 5.6 | 4.4 | - | 6.2 | 13.9 | 12.6 | 8.8 | 9.3 | 1992 |
| 1991 | 4.6 | 5.0 | 1.5 | 0.4 | - | 6.6 | 8.4 | 8.1 | 5.7 | 5.9 | 1991 |
| 1990 | 4.6 | -5.9 | 4.0 | 2.0 | - | 1.9 | 3.3 | 3.0 | 3.2 | 3.2 | 1990 |
| 1989 | 3.6 | -14.4 | 5.2 | 0.2 | - | 3.8 | 3.7 | 3.7 | 3.2 | 3.3 | 1989 |
| 1988 | 3.9 | 8.1 | 4.0 | 4.0 | - | 8.3 | 9.1 | 8.9 | 8.1 | 8.0 | 1988 |
| 1987 | 9.7 | 1.7 | 9.6 | 2.0 | - | 7.3 | 9.6 | 9.2 | 7.4 | 7.7 | 1987 |
| 1986(2) | 7.6 | -2.8 | -2.4 | -3.9 | - | -0.8 | 6.7 | 5.4 | 5.7 | 5.5 | (2)1986 |
| 1985 | -0.7 | -2.0 | 2.0 | 2.2 | - | -2.5 | 2.3 | 1.4 | 2.4 | 2.1 | 1985 |
| 1984 | -0.7 | -2.3 | 5.2 | 5.9 | - | -0.9 | 2.8 | 2.1 | 4.9 | 4.2 | 1984 |
| 1983 | 5.6 | 5.4 | 8.5 | 2.1 | - | 4.4 | 6.9 | 6.4 | 11.5 | 10.3 | 1983 |
| 1982 | 4.0 | 1.1 | 10.8 | 0.2 | - | 4.2 | 9.4 | 8.3 | 13.0 | 11.6 | 1982 |
| 1981 | 4.4 | 6.3 | 9.0 | 5.4 | - | -2.6 | 11.1 | 8.0 | 10.8 | 9.9 | 1981 |
| 1980 | -0.1 | -8.2 | -1.6 | 7.8 | - | 5.6 | 1.8 | 2.6 | 3.1 | 2.8 | 1980 |
| 1979 | -2.5 | 7.1 | 0.3 | 5.5 | - | 6.0 | 14.5 | 12.5 | 11.7 | 10.8 | 1979 |
| 1978(1) | -2.3 | -4.2 | 4.4 | 3.1 | - | -0.8 | -29.0 | -23.9 | 15.6 | 5.2 | (1)1978 |
| 1977 | -4.3 | 1.6 | 2.4 | 4.3 | - | -2.3 | 4.7 | 3.4 | 5.2 | 4.1 | 1977 |
| 1976 | -7.7 | 2.3 | 6.0 | 3.5 | - | -4.3 | 3.6 | 2.0 | 4.6 | 3.1 | 1976 |
| 1975 | -8.5 | 2.6 | 5.0 | 2.8 | - | -0.5 | 2.0 | 1.5 | 4.5 | 2.7 | 1975 |
| 1974 | -9.3 | 3.6 | 6.6 | 7.4 | - | 7.1 | 7.4 | 7.3 | 14.3 | 10.1 | 1974 |
| 1973 | -7.7 | 10.8 | 8.9 | 5.8 | - | 2.6 | 13.1 | 10.8 | 18.5 | 13.1 | 1973 |
| 1972 | -5.5 | 9.3 | 6.4 | 4.2 | - | 2.2 | 11.8 | 9.5 | 15.4 | 10.7 | 1972 |
| 1971 | -0.9 | 10.3 | 2.4 | 1.9 | - | 2.6 | 12.9 | 10.3 | 15.7 | 11.3 | 1971 |
| 1970 | 1.3 | 21.5 | 6.6 | 16.9 | - | 15.6 | 14.4 | 14.7 | 12.5 | 11.2 | 1970 |
| 1969 | -0.9 | 12.7 | 13.3 | 7.2 | - | 11.4 | 17.0 | 15.5 | 19.6 | 14.2 | 1969 |
| 1968 | 1.6 | -3.6 | 5.2 | 3.5 | - | -0.6 | 7.7 | 5.4 | 13.7 | 8.6 | 1968 |
| 1967 | 4.3 | 15.8 | -0.4 | 6.0 | - | 6.5 | 4.4 | 5.0 | 8.7 | 6.7 | 1967 |
| 1966 | -6.2 | 10.5 | 3.8 | 4.4 | - | -0.6 | 12.6 | 8.6 | 10.3 | 5.6 | 1966 |
| 1965 | 20.4 | 9.9 | 3.6 | 10.9 | - | -0.3 | 47.9 | 29.8 | 32.9 | 27.7 | 1965 |
| 1964 | 17.2 | 6.1 | 0.8 | 6.7 | - | 9.3 | 18.4 | 14.0 | 29.3 | 20.7 | 1964 |
| 1963 | 20.5 | 16.5 | 1.1 | 12.0 | - | 7.2 | 13.0 | 10.6 | 25.0 | 18.9 | 1963 |
| 1962 | 12.8 | 16.0 | -0.3 | 1.7 | - | .. | .. | 9.0 | 27.3 | 16.3 | 1962 |
| 1961 | 19.0 | 7.2 | -0.1 | 0.6 | - | .. | .. | 8.4 | 22.8 | 15.6 | 1961 |
| 1960 | 10.2 | 12.0 | 0.5 | 1.8 | - | .. | .. | 5.2 | 17.5 | 10.3 | 1960 |
| 1959 | 11.7 | 3.0 | 0.0 | 6.8 | - | .. | .. | 0.8 | 7.4 | 5.9 | 1959 |

(1) מ-1978 "רכב דו-שימושי" נכלל ב"כלי רכב פרטי" במקום ב"משאית".
 (2) ב-1986 הוחלפו כל מספרי הרישוי של המוניות ושונתה שיטת רישומן בקובץ הרכב של רשות הרישוי.
 (3) ב-1993 נוסף סוג חדש של כלי רכב, "אוטובוס זעיר". עד 1992 הוא נכלל ב"משאית עד 4 טונות". ראו מבוא, "מונחים, הגדרות והסברים".
 (4) מ-1996 סוג הרכב "טיולית" נכלל ב"אוטובוס" במקום ב"משאית" (183 טיוליות ב-1996).
 (5) עד 2007: "משאית עד 4 טונות" ו-"משאית מעל 4 טונות". ראו מבוא, "מונחים, הגדרות והסברים".

TABLE 3. AVERAGE AGE OF MOTOR VEHICLES,
BY TYPE OF VEHICLEלוח 3. הגיל הממוצע של כלי רכב מנועיים,
לפי סוג כלי רכב

| Year | אופנוע Motor- cycle | כלי רכב מיוחד Special vehicle | מונית (2) Taxi | אוטובוס (4) Bus | אוטובוס זעיר (3) Minibus | Truck | | משאית סך הכל (1)(3)(4) Total | כלי רכב פרטי (1) Private car | סך הכל Total | שנה |
|---------|---------------------------|---|----------------------|-----------------------|-----------------------------------|---|---|---------------------------------------|--|-----------------|---------|
| | | | | | | מעל 3.5 טונות Over 3.5 tons | עד 3.5 טונות Up to 3.5 tons | | | | |
| 2022 | 5.7 | 8.8 | 2.5 | 5.3 | 6.7 | 6.3 | 11.4 | 9.4 | 7.2 | 7.4 | 2022 |
| 2021 | 5.7 | 8.6 | 2.6 | 5.2 | 6.7 | 6.3 | 11.4 | 9.4 | 7.0 | 7.1 | 2021 |
| 2020 | 5.7 | 8.5 | 2.8 | 5.3 | 6.8 | 6.3 | 11.4 | 9.6 | 7.0 | 7.1 | 2020 |
| 2019 | 5.5 | 8.5 | 2.5 | 5.0 | 6.8 | 6.2 | 11.1 | 9.4 | 6.7 | 6.8 | 2019 |
| 2018 | 5.4 | 8.3 | 2.6 | 5.2 | 7.3 | 6.2 | 11.0 | 9.4 | 6.7 | 6.8 | 2018 |
| 2017 | 5.4 | 8.4 | 2.4 | 5.3 | 7.5 | 6.2 | 10.8 | 9.3 | 6.6 | 6.5 | 2017 |
| 2016 | 5.4 | 8.5 | 2.5 | 5.5 | 7.8 | 6.3 | 10.6 | 9.3 | 6.7 | 6.8 | 2016 |
| 2015 | 5.3 | 8.6 | 2.7 | 5.8 | 8.0 | 6.5 | 10.3 | 9.3 | 6.7 | 6.9 | 2015 |
| 2014 | 5.2 | 8.6 | 2.8 | 5.8 | 8.0 | 6.5 | 10.0 | 9.1 | 6.8 | 7.0 | 2014 |
| 2013 | 5.0 | 8.9 | 2.7 | 6.1 | 7.9 | 6.4 | 9.6 | 8.8 | 6.8 | 6.9 | 2013 |
| 2012 | 4.8 | 8.8 | 2.6 | 6.2 | 7.9 | 6.4 | 9.1 | 8.5 | 6.8 | 6.9 | 2012 |
| 2011 | 4.6 | 8.8 | 2.5 | 6.0 | 7.9 | 6.3 | 8.7 | 8.0 | 6.8 | 6.9 | 2011 |
| 2010 | 4.5 | 8.8 | 2.3 | 6.1 | 7.9 | 6.4 | 8.3 | 8.0 | 6.9 | 6.9 | 2010 |
| 2009 | 4.4 | 8.7 | 2.2 | 6.2 | 7.8 | 6.3 | 7.8 | 7.6 | 7.0 | 6.9 | 2009 |
| 2008(5) | 4.4 | 8.6 | 2.0 | 6.4 | 7.6 | 6.0 | 7.3 | 7.1 | 7.0 | 6.9 | (5)2008 |
| 2007 | 4.7 | 8.4 | 2.0 | 6.5 | 7.4 | 6.1 | 6.8 | 6.7 | 7.1 | 6.9 | 2007 |
| 2006 | 5.0 | 8.4 | 2.2 | 6.8 | 7.0 | 6.2 | 6.5 | 6.5 | 7.2 | 6.9 | 2006 |
| 2005 | 4.9 | 8.2 | 2.3 | 7.0 | 6.5 | 6.1 | 6.2 | 6.2 | 7.0 | 6.7 | 2005 |
| 2004 | 4.9 | 7.8 | 2.3 | 7.0 | 5.9 | 6.2 | 5.9 | 5.9 | 6.9 | 6.6 | 2004 |
| 2003 | 4.8 | 7.6 | 2.4 | 6.9 | 5.4 | 6.1 | 5.7 | 5.7 | 6.8 | 6.5 | 2003 |
| 2002 | 4.7 | 7.7 | 2.4 | 6.8 | 4.9 | 5.9 | 5.4 | 5.5 | 6.6 | 6.3 | 2002 |
| 2001 | 4.5 | 7.9 | 2.1 | 6.9 | 4.4 | 5.8 | 5.2 | 5.3 | 6.5 | 6.2 | 2001 |
| 2000 | 4.5 | 8.1 | 2.0 | 7.5 | 3.9 | 5.9 | 5.0 | 5.1 | 6.4 | 6.1 | 2000 |
| 1999 | 4.4 | 8.2 | 2.1 | 7.5 | 3.7 | 5.9 | 4.9 | 5.0 | 6.5 | 6.1 | 1999 |
| 1998 | 4.2 | 8.1 | 2.0 | 7.7 | 3.3 | 5.7 | 4.8 | 4.9 | 6.4 | 6.0 | 1998 |
| 1997 | 4.2 | 8.2 | 1.8 | 7.6 | 2.8 | 5.5 | 4.7 | 4.8 | 6.3 | 5.9 | 1997 |
| 1996(4) | 4.2 | 8.3 | 2.0 | 7.7 | 2.4 | 5.6 | 4.7 | 4.8 | 6.3 | 5.9 | (4)1996 |
| 1995 | 4.4 | 8.6 | 2.2 | 7.6 | 2.1 | 5.8 | 4.7 | 4.9 | 6.4 | 6.0 | 1995 |
| 1994 | 4.7 | 8.7 | 3.1 | 7.4 | 2.0 | 6.4 | 4.7 | 4.9 | 6.5 | 6.1 | 1994 |
| 1993(3) | 5.1 | 9.0 | 3.0 | 7.5 | 2.3 | 6.8 | 5.2 | 5.5 | 6.6 | 6.3 | (3)1993 |
| 1992 | 5.9 | 9.0 | 3.1 | 7.8 | - | .. | .. | 5.9 | 6.9 | 6.7 | 1992 |
| 1991 | 6.4 | 9.1 | 3.3 | 7.9 | - | .. | .. | 6.5 | 7.2 | 7.0 | 1991 |
| 1990 | 6.7 | 9.3 | 3.5 | 7.8 | - | .. | .. | 6.9 | 7.2 | 7.1 | 1990 |
| 1989 | 7.0 | 9.2 | 3.5 | 7.8 | - | .. | .. | 6.9 | 7.1 | 7.1 | 1989 |
| 1988 | 7.6 | 9.4 | 3.2 | 8.0 | - | .. | .. | 6.7 | 6.8 | 6.8 | 1988 |
| 1987 | 8.0 | 9.4 | 3.0 | 7.7 | - | .. | .. | 6.8 | 6.8 | 6.8 | 1987 |
| 1986(2) | 8.8 | 9.3 | 3.2 | 7.2 | - | .. | .. | 7.0 | 6.8 | 6.9 | (2)1986 |
| 1985 | 9.5 | 9.2 | 4.0 | 7.2 | - | .. | .. | 7.1 | 6.8 | 6.9 | 1985 |
| 1984 | 9.7 | 9.1 | 3.7 | 7.6 | - | .. | .. | 7.0 | 6.6 | 6.8 | 1984 |
| 1983 | 10.1 | 8.9 | 3.6 | 7.7 | - | .. | .. | 6.8 | 6.5 | 6.6 | 1983 |
| 1982 | 10.8 | 9.2 | 3.9 | 7.8 | - | .. | .. | 6.9 | 6.9 | 7.0 | 1982 |
| 1981 | 11.1 | 9.2 | 4.0 | 7.7 | - | .. | .. | 7.0 | 7.3 | 7.3 | 1981 |
| 1980 | 11.2 | 9.5 | 4.0 | 8.9 | - | .. | .. | 6.9 | 7.4 | 7.4 | 1980 |
| 1979 | 10.7 | 9.0 | 4.0 | 9.7 | - | .. | .. | 6.4 | 6.8 | 6.9 | 1979 |
| 1978(1) | 10.4 | 8.6 | 3.3 | 9.5 | - | .. | .. | 6.5 | 6.9 | 7.0 | (1)1978 |
| 1977 | 9.5 | 8.2 | 3.5 | 9.1 | - | .. | .. | 6.5 | 6.3 | 6.5 | 1977 |
| 1976 | 8.9 | 8.1 | 2.9 | 8.8 | - | .. | .. | 6.2 | 5.9 | 6.1 | 1976 |
| 1975 | 8.4 | 7.8 | 2.9 | 8.4 | - | .. | .. | 6.0 | 5.4 | 5.7 | 1975 |
| 1974 | 8.0 | 7.7 | 2.5 | 7.9 | - | .. | .. | 5.7 | 4.9 | 5.3 | 1974 |
| 1973 | 8.0 | 7.7 | 2.2 | 7.9 | - | .. | .. | 5.8 | 4.9 | 5.4 | 1973 |

(1) As of 1978, "Dual purpose vehicle" has been included under "private car", instead of under "Truck".

(2) In 1986, all plate numbers of taxis were changed and their registration method was altered in the Vehicle File of the Vehicle Licensing Department.

(3) In 1993, a new type of vehicle was added: "Minibus". Up to 1992, it was included under "Truck up to 4 tons". See Introduction, "Terms, Definitions and Explanations".

(4) As of 1996, the "Special truck for passengers" has been included under "Bus", instead of under "Truck" (183 "Special trucks" in 1996).

(5) As of 2008: "Truck up to 3.5 tons" and "Truck over 3.5 tons". See Introduction, "Terms, Definitions and Explanations".

(1) מ-1978 "רכב דו-שימושי" נכלל ב"כלי רכב פרטי" במקום ב"משאית".

(2) ב-1986 הוחלפו כל מספרי הרישוי של המוניות ושונה שיטת רישומן בקובץ הרכב של רשות הרישוי.

(3) ב-1993 נוסף סוג חדש של כלי רכב, "אוטובוס זעיר". עד 1992 הוא נכלל ב"משאית עד 4 טונות".

(4) מ-1996 סוג הרכב "טיולית" נכלל ב"אוטובוס" במקום ב"משאית" (183 טיוליות ב-1996).

(5) מ-2008: "משאית עד 3.5 טונות" ו-"משאית מעל 3.5 טונות". ראו מבוא, "מונחים, הגדרות והסברים".

TABLE 4. MOTOR VEHICLES, BY TYPE AND COUNTRY OF PRODUCTION

לוח 4. כלי רכב מנועיים, לפי סוג וארץ ייצור

| Year and type of vehicle | אחר וולא ידוע (1) | קוראה הדרומית | צרפת | ספרד | יפן | טורקיה | הממלכה המאוחדת | גרמניה | ארצות הברית | איטליה | ישראל | סך הכל (מספרים מוחלטים) Total (Absolute numbers) | שנה וסוג כלי רכב |
|--------------------------|-----------------------|---------------|------------|------------|-------------|------------|----------------|------------|-------------|------------|------------|--|------------------|
| | אחוז מסך הכל בכל שורה | | | | | | | | | | | | |
| 2022 | 30.7 | 15.0 | 4.3 | 6.0 | 22.5 | 6.9 | 4.2 | 6.2 | 2.8 | 1.3 | 0.1 | 3,973,311 | 2022 |
| Private car | 29.0 | 17.1 | 4.1 | 5.9 | 23.9 | 7.3 | 4.4 | 5.5 | 2.4 | 0.5 | 0.1 | 3,433,026 | כלי רכב פרטי |
| Truck | 33.2 | 2.3 | 6.7 | 10.0 | 15.5 | 4.8 | 3.4 | 10.3 | 8.2 | 5.4 | 0.1 | 308,158 | משאית |
| Taxi | 29.7 | 8.9 | 3.3 | 8.2 | 5.2 | 17.5 | 7.5 | 16.6 | 3.0 | 0.0 | 0.0 | 22,413 | מונית |
| Minibus | 6.4 | 0.2 | 3.7 | 1.5 | 0.2 | 13.4 | 0.1 | 67.7 | 3.6 | 3.2 | 0.0 | 15,295 | אוטובוס זעיר |
| Bus | 58.1 | 0.0 | 0.5 | 8.0 | 0.0 | 2.8 | 0.0 | 29.7 | 0.0 | 0.9 | 0.0 | 23,999 | אוטובוס |
| Special vehicle | 14.0 | 0.6 | 2.3 | 1.6 | 10.5 | 0.7 | 4.1 | 32.3 | 27.3 | 6.7 | 0.0 | 6,740 | כלי רכב מיוחד |
| Motorcycle | 60.3 | 1.9 | 5.9 | 0.9 | 15.1 | 0.0 | 0.2 | 2.4 | 1.7 | 11.5 | 0.0 | 163,680 | אופנוע |
| 2021 | 29.7 | 14.6 | 4.3 | 6.1 | 23.4 | 7.0 | 4.3 | 6.4 | 2.8 | 1.3 | 0.1 | 3,840,104 | 2021 |
| Private car | 28.0 | 16.6 | 4.1 | 6.0 | 24.9 | 7.5 | 4.6 | 5.6 | 2.3 | 0.5 | 0.1 | 3,312,273 | כלי רכב פרטי |
| Truck | 31.6 | 2.6 | 6.7 | 10.3 | 16.3 | 5.4 | 3.3 | 10.2 | 8.2 | 5.3 | 0.1 | 305,683 | משאית |
| Taxi | 3.8 | 8.1 | 3.6 | 9.2 | 2.5 | 16.3 | 6.4 | 17.9 | 2.4 | 0.0 | 0.0 | 21,488 | מונית |
| Minibus | 84.1 | 0.2 | 4.2 | 1.4 | 0.3 | 15.3 | 0.2 | 65.6 | 3.9 | 3.4 | 0.0 | 14,967 | אוטובוס זעיר |
| Bus | 31.5 | 0.0 | 0.4 | 7.0 | 0.0 | 2.5 | 0.0 | 34.0 | 0.0 | 1.3 | 0.0 | 22,957 | אוטובוס |
| Special vehicle | 12.9 | 0.6 | 2.2 | 1.7 | 9.7 | 0.7 | 4.2 | 32.8 | 28.8 | 6.5 | 0.0 | 6,378 | כלי רכב מיוחד |
| Motorcycle | 61.0 | 2.3 | 5.6 | 0.9 | 14.7 | 0.0 | 0.2 | 2.3 | 1.6 | 11.2 | 0.0 | 156,358 | אופנוע |
| 2020 | 28.8 | 14.2 | 4.4 | 6.2 | 24.5 | 6.9 | 4.3 | 6.6 | 2.6 | 1.4 | 0.0 | 3,689,299 | 2020 |
| Private car | 27.1 | 16.1 | 4.2 | 6.1 | 26.1 | 7.3 | 4.6 | 5.8 | 2.1 | 0.6 | 0.0 | 3,173,293 | כלי רכב פרטי |
| Truck | 30.0 | 2.9 | 6.7 | 10.5 | 17.4 | 5.9 | 3.3 | 9.9 | 8.2 | 5.2 | 0.1 | 303,618 | משאית |
| Taxi | 38.7 | 8.4 | 3.5 | 9.8 | 1.5 | 11.8 | 5.1 | 20.2 | 1.1 | - | 0.0 | 20,616 | מונית |
| Minibus | 4.9 | 0.3 | 4.8 | 1.4 | 0.4 | 17.3 | 0.2 | 63.1 | 4.1 | 3.4 | 0.0 | 14,745 | אוטובוס זעיר |
| Bus | 51.7 | - | 0.3 | 5.5 | 0.0 | 2.0 | 0.0 | 39.1 | - | 1.4 | 0.0 | 22,286 | אוטובוס |
| Special vehicle | 12.4 | 0.7 | 1.9 | 1.7 | 9.1 | 0.8 | 4.3 | 33.6 | 29.1 | 6.5 | 0.1 | 5,970 | כלי רכב מיוחד |
| Motorcycle | 61.8 | 2.6 | 4.8 | 1.0 | 14.5 | - | 0.2 | 2.2 | 1.6 | 11.3 | 0.0 | 148,771 | אופנוע |
| 2019 | 28.0 | 14.1 | 4.5 | 6.3 | 25.3 | 6.8 | 4.2 | 6.7 | 2.6 | 1.4 | 0.0 | 3,600,649 | 2019 |
| Private car | 26.2 | 16.0 | 4.3 | 6.1 | 27.1 | 7.0 | 4.5 | 6.0 | 2.1 | 0.6 | 0.0 | 3,085,315 | כלי רכב פרטי |
| Truck | 28.7 | 3.2 | 6.8 | 10.6 | 18.2 | 6.4 | 3.1 | 9.6 | 8.0 | 5.1 | 0.1 | 306,905 | משאית |
| Taxi | 40.1 | 9.1 | 2.6 | 9.3 | 1.3 | 11.9 | 4.5 | 20.4 | 0.8 | - | - | 22,599 | מונית |
| Minibus | 5.0 | 0.4 | 5.2 | 1.3 | 0.7 | 18.9 | 0.2 | 60.5 | 4.4 | 3.5 | - | 14,926 | אוטובוס זעיר |
| Bus | 50.3 | - | 0.2 | 4.7 | 0.0 | 1.9 | 0.0 | 41.3 | 0.0 | 1.5 | 0.1 | 22,180 | אוטובוס |
| Special vehicle | 11.8 | 0.7 | 1.7 | 1.6 | 8.5 | 0.8 | 4.3 | 34.0 | 30.2 | 6.3 | 0.1 | 5,714 | כלי רכב מיוחד |
| Motorcycle | 62.1 | 3.2 | 4.4 | 1.2 | 14.2 | - | 0.2 | 2.1 | 1.5 | 11.2 | 0.0 | 143,010 | אופנוע |
| 2018 | 26.9 | 14.0 | 4.6 | 6.5 | 26.4 | 6.5 | 4.1 | 6.9 | 2.6 | 1.5 | 0.0 | 3,495,412 | 2018 |
| Private car | 25.0 | 15.8 | 4.4 | 6.4 | 28.3 | 6.6 | 4.4 | 6.2 | 2.1 | 0.7 | 0.0 | 2,978,911 | כלי רכב פרטי |
| Truck | 27.8 | 3.6 | 7.1 | 10.4 | 19.1 | 6.8 | 3.0 | 9.2 | 8.0 | 4.9 | 0.1 | 312,656 | משאית |
| Taxi | 40.3 | 10.3 | 2.1 | 8.7 | 1.0 | 12.1 | 1.8 | 23.3 | 0.5 | - | - | 22,239 | מונית |
| Minibus | 4.8 | 0.7 | 5.3 | 1.1 | 1.0 | 20.1 | 0.3 | 58.4 | 5.0 | 3.3 | - | 14,984 | אוטובוס זעיר |
| Bus | 48.5 | - | 0.2 | 3.1 | 0.0 | 1.7 | 0.0 | 44.6 | 0.0 | 1.8 | 0.1 | 21,544 | אוטובוס |
| Special vehicle | 11.5 | 0.7 | 1.5 | 1.7 | 7.8 | 0.8 | 4.6 | 34.3 | 31.0 | 6.0 | 0.1 | 5,530 | כלי רכב מיוחד |
| Motorcycle | 62.6 | 3.9 | 3.7 | 1.4 | 13.9 | 0.0 | 0.1 | 2.0 | 1.3 | 11.1 | 0.0 | 139,548 | אופנוע |
| 2017 | 25.6 | 13.8 | 4.7 | 6.7 | 27.5 | 6.2 | 4.0 | 7.1 | 2.6 | 1.6 | 0.1 | 3,373,139 | 2017 |
| Private car | 23.5 | 15.6 | 4.6 | 6.6 | 29.6 | 6.4 | 4.3 | 6.4 | 2.1 | 0.9 | - | 2,856,959 | כלי רכב פרטי |
| Truck | 26.8 | 3.9 | 7.4 | 10.5 | 20.1 | 7.1 | 2.9 | 8.8 | 7.8 | 4.7 | 0.1 | 318,289 | משאית |
| Taxi | 40.0 | 10.9 | 1.8 | 7.7 | 1.0 | 12.6 | 1.2 | 24.4 | 0.4 | - | - | 21,778 | מונית |
| Minibus | 6.3 | 1.0 | 5.3 | 1.0 | 1.4 | 20.9 | 0.6 | 56.2 | 4.8 | 2.7 | - | 14,860 | אוטובוס זעיר |
| Bus | 47.7 | - | 0.2 | 2.1 | - | 1.5 | - | 46.5 | - | 1.9 | 0.1 | 20,910 | אוטובוס |
| Special vehicle | 10.9 | 0.7 | 1.5 | 1.7 | 6.9 | 0.6 | 4.5 | 35.2 | 31.9 | 5.9 | 0.1 | 5,329 | כלי רכב מיוחד |
| Motorcycle | 63.8 | 3.9 | 3.2 | 1.5 | 13.7 | - | 0.1 | 1.8 | 1.2 | 10.8 | - | 135,014 | אופנוע |
| 2016 | 24.0 | 13.7 | 4.9 | 7.0 | 29.0 | 6.0 | 3.8 | 7.2 | 2.6 | 1.8 | 0.1 | 3,239,305 | 2016 |
| 2015 | 22.0 | 13.6 | 5.3 | 7.1 | 30.6 | 5.7 | 3.6 | 7.3 | 2.7 | 1.9 | 0.1 | 3,091,636 | 2015 |
| 2014 | 20.3 | 13.4 | 5.6 | 7.4 | 32.1 | 5.4 | 3.4 | 7.5 | 2.8 | 2.1 | 0.1 | 2,965,727 | 2014 |
| 2013 | 18.7 | 12.9 | 6.2 | 7.7 | 33.7 | 4.9 | 3.1 | 7.5 | 2.9 | 2.3 | 0.1 | 2,850,513 | 2013 |
| 2012 | 17.2 | 12.3 | 6.7 | 7.9 | 35.5 | 4.4 | 2.8 | 7.3 | 3.2 | 2.6 | 0.1 | 2,760,979 | 2012 |
| 2011 | 15.8 | 11.8 | 7.2 | 8.1 | 37.2 | 4.2 | 2.5 | 6.9 | 3.3 | 2.9 | 0.1 | 2,683,186 | 2011 |
| 2010 | 14.1 | 11.3 | 7.8 | 8.4 | 38.6 | 3.9 | 2.3 | 6.9 | 3.4 | 3.2 | 0.1 | 2,566,191 | 2010 |
| 2009 | 12.3 | 11.4 | 8.5 | 8.7 | 39.1 | 3.5 | 2.1 | 7.1 | 3.6 | 3.6 | 0.1 | 2,458,716 | 2009 |
| 2008 | 11.2 | 11.3 | 9.1 | 9.0 | 39.1 | 3.2 | 2.0 | 7.3 | 3.7 | 4.0 | 0.1 | 2,390,555 | 2008 |
| 2007 | 10.5 | 10.9 | 9.8 | 9.2 | 38.7 | 2.8 | 2.0 | 7.7 | 3.8 | 4.5 | 0.1 | 2,283,634 | 2007 |
| 2006 | 9.6 | 10.7 | 10.5 | 9.3 | 38.0 | 2.5 | 2.0 | 8.2 | 4.0 | 5.1 | 0.1 | 2,175,516 | 2006 |
| 2005 | 9.5 | 10.1 | 11.0 | 9.4 | 37.7 | 2.2 | 1.8 | 8.6 | 4.1 | 5.5 | 0.1 | 2,107,318 | 2005 |
| 2004 | 9.6 | 9.1 | 11.5 | 9.5 | 37.4 | 1.7 | 1.7 | 9.1 | 4.3 | 6.0 | 0.1 | 2,037,715 | 2004 |
| 2003 | 10.0 | 8.1 | 11.9 | 9.5 | 37.3 | 0.5 | 1.7 | 9.7 | 4.7 | 6.5 | 0.1 | 1,982,296 | 2003 |
| 2002 | 9.9 | 7.5 | 12.1 | 9.3 | 37.3 | - | 1.5 | 10.4 | 4.8 | 7.0 | 0.2 | 1,960,023 | 2002 |
| 2001 | 9.4 | 7.4 | 11.9 | 9.0 | 37.6 | - | 1.4 | 10.8 | 4.9 | 7.4 | 0.2 | 1,914,895 | 2001 |
| 2000 | 9.0 | 7.1 | 11.7 | 8.5 | 38.1 | - | 1.4 | 10.9 | 5.1 | 8.0 | 0.2 | 1,831,530 | 2000 |
| 1999 | 8.6 | 6.2 | 11.8 | 8.0 | 38.4 | - | 1.5 | 11.2 | 5.4 | 8.6 | 0.3 | 1,729,757 | 1999 |
| 1998 | 8.4 | 5.4 | 11.9 | 7.8 | 38.0 | - | 1.6 | 11.7 | 5.6 | 9.2 | 0.4 | 1,674,779 | 1998 |
| 1997 | 8.2 | 4.8 | 12.1 | 7.6 | 37.0 | - | 1.7 | 12.4 | 5.8 | 9.9 | 0.5 | 1,616,828 | 1997 |
| 1996 | 7.8 | 4.1 | 12.5 | 7.3 | 36.2 | - | 1.8 | 13.1 | 5.9 | 10.6 | 0.7 | 1,542,870 | 1996 |
| 1995 | 7.7 | 3.0 | 13.1 | 6.9 | 35.2 | - | 1.9 | 14.4 | 5.6 | 11.3 | 0.9 | 1,459,018 | 1995 |
| 1994 | 7.1 | 1.5 | 13.7 | 6.5 | 35.3 | - | 2.1 | 15.9 | 5.0 | 11.6 | 1.3 | 1,373,098 | 1994 |
| 1993 | 6.2 | 0.4 | 14.1 | 6.5 | 34.9 | - | 2.3 | 17.3 | 4.5 | 12.2 | 1.6 | 1,261,004 | 1993 |
| 1992 | 5.5 | - | 15.4 | 6.1 | 32.2 | - | 2.8 | 19.0 | 4.1 | 12.8 | 2.1 | 1,175,876 | 1992 |
| 1990 | 4.3 | - | 17.8 | 6.0 | 25.3 | - | 4.1 | 21.9 | 3.3 | 14.0 | 3.3 | 1,015,404 | 1990 |
| 1985 | 3.6 | - | 21.0 | 3.2 | 15.6 | - | 6.5 | 23.1 | 4.2 | 15.9 | 6.9 | 776,217 | 1985 |
| 1980 | 5.2 | - | 18.9 | 0.7 | 8.1 | - | 11.1 | 21.1 | 6.9 | 16.3 | 11.7 | 539,525 | 1980 |
| 1975 | 4.6 | - | 18.2 | - | 4.9 | - | 13.0 | 23.3 | 10.0 | 14.3 | 11.7 | 419,386 | 1975 |
| 1970 | 4.5 | - | 12.7 | - | 4.0 | - | 15.7 | 18.3 | 17.8 | 14.3 | 12.7 | 266,233 | 1970 |

(1) Most motorcycles in this category were manufactured in Taiwan (38.3% in 2021 and 36.0% in 2022). Most taxis in this category were manufactured in the Czech Republic (26.9% in 2021 and 24.7% in 2022). Most buses in this category were manufactured in Sweden (24.2% in 2021 and 24.0% in 2022).

(1) מרבית האופנועים בקטגוריה זו יוצרו בטיוואן (38.3% ב-2021 ו-36.0% ב-2022). מרבית המוניות בקטגוריה זו יוצרו בצ'כיה (26.9% ב-2021 ו-24.7% ב-2022). מרבית האוטובוסים בקטגוריה זו יוצרו בשוודיה (24.2% ב-2021 ו-24.0% ב-2022).

TABLE 5. RATE OF MOTORIZATION, BY TYPE OF VEHICLE

לוח 5. רמת מינוע, לפי סוג כלי רכב

| Year | Number of vehicles per 1,000 residents | | | | | | | סה"כ | שנה |
|-------------|--|----------------------------------|----------------------|-----------------------|--------------------------------|-----------------------------|------------------------------------|-------|--------------|
| | אופנוע Motor-cycle | כלי רכב מיוחד Special vehicle | מונית (2) Taxi | אוטובוס (4) Bus | אוטובוס זעיר (3) Minibus | משאית (1)(3)(4) Truck | כלי רכב פרטי (1) Private car | | |
| 2022 | 16.9 | 0.7 | 2.3 | 2.5 | 1.6 | 31.9 | 355.3 | 411.3 | 2022 |
| 2021 | 16.5 | 0.7 | 2.3 | 2.4 | 1.6 | 32.3 | 350.5 | 406.4 | 2021 |
| 2020 | 16.0 | 0.6 | 2.2 | 2.4 | 1.6 | 32.7 | 341.4 | 397.0 | 2020 |
| 2019 | 15.6 | 0.6 | 2.5 | 2.4 | 1.6 | 33.6 | 337.6 | 394.0 | 2019 |
| 2018 | 15.6 | 0.6 | 2.5 | 2.4 | 1.7 | 34.9 | 332.1 | 389.6 | 2018 |
| 2017 | 15.3 | 0.6 | 2.5 | 2.4 | 1.7 | 36.2 | 324.7 | 383.4 | 2017 |
| 2016 | 15.1 | 0.6 | 2.5 | 2.3 | 1.7 | 37.2 | 316.0 | 375.4 | 2016 |
| 2015 | 15.1 | 0.6 | 2.4 | 2.2 | 1.7 | 38.1 | 305.2 | 365.3 | 2015 |
| 2014 | 15.0 | 0.6 | 2.4 | 2.1 | 1.7 | 39.5 | 296.2 | 357.5 | 2014 |
| 2013 | 14.9 | 0.6 | 2.4 | 2.1 | 1.8 | 41.2 | 287.5 | 350.4 | 2013 |
| 2012 | 14.9 | 0.6 | 2.4 | 2.0 | 1.8 | 42.8 | 281.3 | 345.8 | 2012 |
| 2011 | 15.0 | 0.6 | 2.4 | 2.0 | 1.9 | 44.4 | 276.1 | 342.4 | 2011 |
| 2010 | 14.7 | 0.5 | 2.5 | 1.9 | 2.0 | 45.1 | 266.8 | 333.5 | 2010 |
| 2009 | 14.5 | 0.5 | 2.5 | 1.9 | 2.0 | 46.4 | 257.8 | 325.6 | 2009 |
| 2008(5) | 13.9 | 0.5 | 2.6 | 1.8 | 2.2 | 48.4 | 253.1 | 322.5 | (5)2008 |
| 2007 | 13.1 | 0.5 | 2.5 | 1.8 | 2.2 | 49.5 | 245.6 | 315.3 | 2007 |
| 2006 | 12.0 | 0.5 | 2.6 | 1.8 | 2.2 | 49.8 | 236.7 | 305.7 | 2006 |
| 2005 | 11.6 | 0.5 | 2.5 | 1.7 | 2.3 | 50.2 | 232.7 | 301.4 | 2005 |
| 2004 | 11.2 | 0.6 | 2.5 | 1.7 | 2.4 | 50.2 | 228.3 | 296.9 | 2004 |
| 2003 | 11.3 | 0.6 | 2.3 | 1.7 | 2.4 | 50.0 | 225.3 | 293.7 | 2003 |
| 2002 | 11.9 | 0.6 | 2.4 | 1.8 | 2.5 | 50.6 | 225.7 | 295.6 | 2002 |
| 2001 | 12.3 | 0.6 | 2.3 | 1.8 | 2.6 | 50.2 | 224.4 | 294.2 | 2001 |
| 2000 | 12.2 | 0.6 | 2.3 | 1.9 | 2.6 | 48.7 | 219.5 | 287.6 | 2000 |
| 1999 | 12.2 | 0.6 | 2.2 | 1.8 | 2.6 | 47.0 | 212.1 | 278.6 | 1999 |
| 1998 | 12.4 | 0.6 | 2.1 | 1.8 | 2.6 | 46.9 | 210.9 | 277.4 | 1998 |
| 1997 | 12.3 | 0.7 | 1.9 | 1.9 | 2.6 | 46.4 | 208.1 | 273.8 | 1997 |
| 1996(4) | 12.0 | 0.7 | 1.8 | 1.9 | 2.3 | 45.2 | 203.7 | 267.7 | (4)1996 |
| 1995 | 11.5 | 0.7 | 1.7 | 1.9 | 2.0 | 44.0 | 198.3 | 260.1 | 1995 |
| 1994 | 10.7 | 0.6 | 1.8 | 1.9 | 1.6 | 42.9 | 191.5 | 251.0 | 1994 |
| 1993(3) | 9.5 | 0.6 | 1.8 | 1.8 | 1.0 | 38.3 | 183.7 | 233.7 | (3)1993 |
| 1992 | 8.4 | 0.6 | 1.8 | 1.8 | - | 36.0 | 177.6 | 226.3 | 1992 |
| 1991 | 7.9 | 0.6 | 1.7 | 1.8 | - | 32.8 | 167.7 | 212.6 | 1991 |
| 1990 | 7.9 | 0.6 | 1.8 | 1.8 | - | 31.9 | 166.6 | 210.6 | 1990 |
| 1989 | 8.0 | 0.7 | 1.8 | 1.9 | - | 32.7 | 170.6 | 215.8 | 1989 |
| 1988 | 7.8 | 0.8 | 1.8 | 1.9 | - | 32.1 | 168.3 | 212.8 | 1988 |
| 1987 | 7.8 | 0.8 | 1.7 | 1.9 | - | 30.0 | 158.2 | 200.3 | 1987 |
| 1986(2) | 7.1 | 0.8 | 1.6 | 1.9 | - | 27.9 | 149.8 | 189.1 | (2)1986 |
| 1985 | 6.7 | 0.8 | 1.7 | 2.0 | - | 26.9 | 143.8 | 181.9 | 1985 |
| 1984 | 6.9 | 0.9 | 1.7 | 2.0 | - | 26.9 | 142.7 | 181.0 | 1984 |
| 1983 | 7.1 | 0.9 | 1.6 | 1.9 | - | 26.9 | 138.8 | 177.1 | 1983 |
| 1982 | 6.8 | 0.9 | 1.5 | 1.9 | - | 25.6 | 126.2 | 162.8 | 1982 |
| 1981 | 6.6 | 0.9 | 1.4 | 1.9 | - | 24.2 | 114.1 | 149.1 | 1981 |
| 1980 | 6.5 | 0.8 | 1.3 | 1.9 | - | 22.7 | 104.4 | 137.6 | 1980 |
| 1979 | 6.6 | 0.9 | 1.3 | 1.8 | - | 22.6 | 103.6 | 136.8 | 1979 |
| 1978(1) | 7.0 | 0.9 | 1.4 | 1.7 | - | 20.6 | 95.2 | 126.8 | (1)1978 |
| 1977 | 7.3 | 0.9 | 1.3 | 1.7 | - | 27.8 | 84.3 | 123.3 | 1977 |
| 1976 | 7.8 | 0.9 | 1.3 | 1.7 | - | 27.4 | 81.8 | 120.9 | 1976 |
| 1975 | 8.6 | 0.9 | 1.3 | 1.7 | - | 27.5 | 80.0 | 120.0 | 1975 |
| 1974 | 9.6 | 0.9 | 1.3 | 1.6 | - | 27.7 | 78.2 | 119.3 | 1974 |
| 1973 | 10.9 | 0.9 | 1.3 | 1.5 | - | 26.4 | 70.2 | 111.7 | 1973 |
| 1972 | 11.2 | 0.9 | 1.2 | 1.5 | - | 21.7 | 61.2 | 101.7 | 1972 |
| 1971 | 13.5 | 0.8 | 1.1 | 1.5 | - | 23.5 | 55.3 | 95.8 | 1971 |
| 1970 | 14.0 | 0.8 | 1.1 | 1.6 | - | 22.0 | 49.3 | 88.8 | 1970 |
| 1969 | 14.2 | 0.6 | 1.1 | 1.4 | - | 19.7 | 45.0 | 82.0 | 1969 |
| 1968 | 14.7 | 0.6 | 1.0 | 1.3 | - | 17.5 | 38.6 | 73.8 | 1968 |
| 1967 | 15.2 | 0.7 | 1.0 | 1.3 | - | 17.5 | 35.8 | 71.4 | 1967 |
| 1966 | 14.9 | 0.6 | 1.0 | 1.3 | - | 17.0 | 33.4 | 68.1 | 1966 |
| 1965 31 XII | 16.2 | 0.5 | 1.0 | 1.2 | - | 16.0 | 31.0 | 65.9 | 31 XII *1965 |
| 1964 31 III | 13.9 | 0.5 | 1.0 | 1.2 | - | 12.6 | 24.0 | 53.1 | 31 III *1964 |
| 1963 31 III | 12.3 | 0.5 | 1.0 | 1.1 | - | 11.5 | 19.3 | 45.7 | 31 III *1963 |
| 1962 31 III | 10.6 | 0.4 | 1.1 | 1.0 | - | 10.9 | 16.1 | 40.1 | 31 III *1962 |
| 1961 31 III | 9.8 | 0.4 | 1.1 | 1.1 | - | 10.4 | 13.2 | 36.0 | 31 III *1961 |
| 1960 31 III | 8.6 | 0.4 | 1.2 | 1.1 | - | 10.0 | 11.2 | 32.4 | 31 III *1960 |
| 1959 31 III | 8.0 | 0.3 | 1.2 | 1.1 | - | 9.8 | 9.8 | 30.2 | 31 III *1959 |
| 1958 31 III | 7.4 | 0.3 | 1.2 | 1.1 | - | 10.0 | 9.3 | 29.3 | 31 III *1958 |
| 1957 31 III | 6.7 | 0.3 | 1.2 | 1.0 | - | 10.2 | 8.9 | 28.4 | 31 III *1957 |
| 1956 31 III | 6.2 | 0.3 | 1.3 | 1.0 | - | 9.8 | 8.4 | 27.1 | 31 III *1956 |

- (1) As of 1978, "Dual purpose vehicle" has been included under "private car", instead of under "Truck".
 (2) In 1986, all plate numbers of taxis were changed and their registration method was altered in the Vehicle File of the Vehicle Licencing Department.
 (3) In 1993, a new type of vehicle was added: "Minibus". Up to 1992, it was included under "Truck up to 4 tons". See Introduction, "Terms, Definitions and Explanations".
 (4) As of 1996, the "Special truck for passengers" has been included under "Bus", instead of under "Truck" (183 "Special trucks" in 1996).

לוח 6. אוכלוסייה, כלי רכב מנועיים ורמת מינוע
בישראל ובמדינות נבחרות (1) החברות ב-OECD

| מצבת כלי רכב (אלפים) | | | | | אוכלוסייה בסוף השנה (אלפים) | | | | | ארץ |
|--|---------|---------|---------|---------|---------------------------------------|---------|---------|---------|---------|----------------|
| כל כלי הרכב המנועיים All motor vehicles | | | | | Population at end of year (thousands) | | | | | |
| 2021 | 2020 | 2019 | 2018 | 2017 | 2021 | 2020 | 2019 | 2018 | 2017 | |
| 3,840 | 3,689 | 3,601 | 3,495 | 3,373 | 9,453 | 9,290 | 9,141 | 8,968 | 8,798 | ישראל |
| 7,099 | 6,996 | 6,896 | 6,771 | 6,655 | 8,933 | 8,901 | 8,859 | 8,822 | 8,773 | אוסטריה |
| 20,143 | 19,805 | 19,505 | 19,173 | 18,781 | 25,688 | 25,655 | 25,340 | 24,967 | 24,594 | אוסטרליה |
| 26,413 | 25,699 | 24,620 | 24,457 | 23,153 | 45,809 | 45,377 | 44,939 | 44,495 | 44,045 | ארגנטינה |
| 56,091 | 55,386 | 55,026 | 54,256 | 53,539 | 59,236 | 59,641 | 60,360 | 60,484 | 60,589 | איטליה |
| 351 | 343 | 342 | 337 | 324 | 369 | 364 | 357 | 348 | 338 | איסלנד |
| .. | 2,848 | 2,791 | 2,729 | 2,685 | 5,007 | 4,964 | 4,904 | 4,830 | 4,784 | אירלנד |
| .. | 297,644 | 299,267 | 297,036 | 290,336 | 331,894 | 329,484 | 328,330 | 326,838 | 325,122 | ארצות הברית |
| .. | .. | .. | .. | .. | 11,555 | 11,522 | 11,456 | 11,399 | 11,352 | בלגיה |
| .. | .. | .. | .. | 57,554 | 83,155 | 83,167 | 83,019 | 82,792 | 82,522 | גרמניה |
| .. | .. | .. | .. | .. | 5,840 | 5,823 | 5,806 | 5,781 | 5,749 | דנמרק |
| .. | 11,760 | 11,553 | 11,287 | 11,076 | .. | 17,408 | 17,282 | 17,181 | 17,082 | הולנד |
| .. | .. | .. | .. | .. | 9,731 | 9,770 | 9,773 | 9,778 | 9,798 | הונגריה |
| 40,275 | 39,801 | 39,891 | 39,365 | 38,893 | 67,327 | 67,082 | 66,797 | 66,436 | 66,040 | הממלכה המאוחדת |
| .. | 9,966 | 9,822 | 9,522 | 9,661 | 10,679 | 10,719 | 10,725 | 10,741 | 10,768 | יוון |
| 91,254 | 91,430 | 91,458 | 91,468 | 91,404 | 125,502 | 126,147 | 126,167 | 126,443 | 126,706 | יפן |
| 520 | 510 | 496 | 482 | 466 | 635 | 626 | 614 | 602 | 591 | לוקסמבורג |
| 4,105 | 4,075 | 4,049 | 3,981 | 3,950 | 5,391 | 5,368 | 5,328 | 5,296 | 5,258 | נורווגיה |
| 3,854 | 3,754 | 3,826 | 3,747 | 3,634 | 5,113 | 5,090 | 4,979 | 4,901 | 4,814 | ניו זילנד |
| 1,565 | 1,555 | 1,517 | 1,477 | 1,424 | 2,109 | 2,096 | 2,081 | 2,067 | 2,066 | סלובניה |
| 37,047 | 36,657 | 36,343 | 35,663 | 34,891 | 47,399 | 47,333 | 46,937 | 46,658 | 46,527 | ספרד |
| .. | 32,991 | 31,989 | 30,801 | 29,635 | 37,840 | 37,958 | 37,973 | 37,977 | 37,973 | פולין |
| .. | .. | .. | .. | .. | 10,298 | 10,296 | 10,277 | 10,291 | 10,310 | פורטוגל |
| 5,028 | 4,968 | 4,878 | 4,766 | 4,661 | 5,534 | 5,525 | 5,518 | 5,513 | 5,503 | פינלנד |
| 8,026 | 7,863 | 7,643 | 7,386 | 7,107 | 10,702 | 10,694 | 10,650 | 10,610 | 10,579 | צ'כיה |
| 48,684 | 48,168 | 48,299 | 48,152 | 47,769 | 65,447 | 65,124 | 64,812 | 64,725 | 64,618 | צרפת |
| 28,251 | 27,504 | 26,990 | 26,323 | 25,580 | 51,745 | 51,781 | 51,709 | 51,607 | 51,362 | קוראה הדרומית |
| 25,121 | 25,226 | 25,423 | 25,060 | 24,567 | 38,246 | 38,037 | 37,601 | 37,065 | 36,545 | קנדה |
| 6,537 | 6,454 | 6,364 | 6,331 | 6,275 | 10,379 | 10,328 | 10,230 | 10,120 | 9,995 | שוודיה |
| 6,557 | 6,470 | 6,372 | 6,315 | 6,241 | 8,670 | 8,606 | 8,545 | 8,484 | 8,420 | שווייץ |

- (1) מקור: נתוני IRTAD, קבוצה בין-לאומית לנתוני בטיחות בדרכים וחקירתם (קבוצת עבודה קבועה המשותפת למרכז למחקר תחבורתי של ה-OECD ולפורום הבין-לאומי לתחבורה).
(2) מספר כלי הרכב ל-1,000 תושבים.
(3) כולל כלי רכב פרטי, מונית ואוטובוס זעיר המיועדים להסיע עד 9 אנשים (כולל הנהג).

**TABLE 6. POPULATION, MOTOR VEHICLES AND RATE OF MOTORIZATION
IN ISRAEL AND IN SELECTED OECD MEMBERS COUNTRIES(1)**

| Country | Rate of motorization(2) | | | | | | | | | | Motor vehicles (thousands) | | | | |
|----------------|---|------------|------------|------------|------------|--|------------|------------|------------|------------|---|--------------|--------------|--------------|--------------|
| | (3) מזה: רכב נוסעים(3) Thereof: Passenger car(3) | | | | | (2) רמת מינוע(2) כל כלי הרכב המנועיים All motor vehicles | | | | | (3) מזה: רכב נוסעים(3) Thereof: Passenger car(3) | | | | |
| | 2021 | 2020 | 2019 | 2018 | 2017 | 2021 | 2020 | 2019 | 2018 | 2017 | 2021 | 2020 | 2019 | 2018 | 2017 |
| Israel | 353 | 344 | 340 | 335 | 327 | 406 | 397 | 394 | 390 | 383 | 3,335 | 3,196 | 3,110 | 3,004 | 2,881 |
| Austria | 570 | 566 | 562 | 555 | 550 | 795 | 786 | 778 | 768 | 759 | 5,092 | 5,040 | 4,979 | 4,899 | 4,822 |
| Australia | 578 | 572 | 572 | 574 | 572 | 784 | 772 | 770 | 768 | 764 | 14,851 | 14,679 | 14,504 | 14,330 | 14,079 |
| Argentina | 366 | 362 | 353 | 355 | 342 | 577 | 566 | 548 | 550 | 526 | 16,755 | 16,443 | 15,872 | 15,785 | 15,062 |
| Italy | 672 | 666 | 655 | 645 | 636 | 947 | 929 | 912 | 897 | 884 | 39,823 | 39,718 | 39,545 | 39,018 | 38,520 |
| Iceland | 746 | 741 | 756 | 766 | 760 | 952 | 942 | 958 | 967 | 958 | 275 | 270 | 270 | 267 | 257 |
| Ireland | .. | 445 | 442 | 438 | 435 | .. | 574 | 569 | 565 | 561 | .. | 2,211 | 2,168 | 2,117 | 2,079 |
| United States | .. | 379 | 395 | 406 | 409 | .. | 903 | 911 | 909 | 893 | .. | 124,894 | 129,838 | 132,838 | 132,864 |
| Belgium | 513 | 511 | 514 | 514 | 510 | .. | .. | .. | .. | .. | 5,928 | 5,889 | 5,889 | 5,854 | 5,785 |
| Germany | 580 | 574 | 567 | 561 | 555 | .. | .. | .. | .. | 697 | 48,249 | 47,716 | 47,096 | 46,475 | 45,804 |
| Denmark | 466 | 455 | 447 | 438 | 429 | .. | .. | .. | .. | .. | 2,724 | 2,652 | 2,594 | 2,530 | 2,466 |
| Netherlands | .. | 499 | 494 | 487 | 481 | .. | 676 | 669 | 657 | 648 | .. | 8,678 | 8,531 | 8,373 | 8,223 |
| Hungary | 413 | 401 | 390 | 372 | 354 | .. | .. | .. | .. | .. | 4,020 | 3,921 | 3,812 | 3,642 | 3,472 |
| United Kingdom | .. | 487 | 492 | 489 | 487 | 598 | 593 | 597 | 593 | 589 | .. | 32,697 | 32,884 | 32,494 | 32,160 |
| Greece | .. | 512 | 504 | 492 | 486 | .. | 930 | 916 | 886 | 897 | .. | 5,492 | 5,407 | 5,283 | 5,236 |
| Japan | 495 | 493 | 492 | 489 | 485 | 727 | 725 | 725 | 723 | 721 | 62,165 | 62,195 | 62,026 | 61,804 | 61,404 |
| Luxembourg | 682 | 681 | 676 | 670 | 662 | 820 | 815 | 808 | 801 | 790 | 433 | 426 | 415 | 403 | 391 |
| Norway | 524 | 524 | 526 | 520 | 517 | 761 | 759 | 760 | 752 | 751 | 2,828 | 2,810 | 2,801 | 2,752 | 2,719 |
| New Zealand | 587 | 577 | 604 | 605 | 601 | 754 | 737 | 768 | 765 | 755 | 3,003 | 2,938 | 3,009 | 2,967 | 2,894 |
| Slovenia | 561 | 562 | 555 | 546 | 535 | 742 | 742 | 729 | 715 | 689 | 1,183 | 1,177 | 1,154 | 1,128 | 1,106 |
| Spain | 526 | 522 | 523 | 516 | 505 | 782 | 774 | 774 | 764 | 750 | 24,941 | 24,717 | 24,558 | 24,074 | 23,500 |
| Poland | .. | 662 | 642 | 617 | 593 | .. | 869 | 842 | 811 | 780 | .. | 25,114 | 24,360 | 23,429 | 22,504 |
| Portugal | .. | .. | .. | .. | 456 | .. | .. | .. | .. | .. | .. | .. | .. | .. | 4,700 |
| Finland | 663 | 657 | 648 | 634 | 622 | 909 | 899 | 884 | 864 | 847 | 3,667 | 3,633 | 3,575 | 3,495 | 3,423 |
| Czech Republic | 565 | 554 | 540 | 522 | 502 | 750 | 735 | 718 | 696 | 672 | 6,049 | 5,925 | 5,748 | 5,538 | 5,308 |
| France | 579 | 576 | 579 | 577 | 574 | 744 | 740 | 745 | 744 | 739 | 37,880 | 37,492 | 37,549 | 37,321 | 37,059 |
| South Korea | 384 | 370 | 361 | 349 | 338 | 546 | 531 | 522 | 510 | 498 | 19,861 | 19,178 | 18,677 | 18,035 | 17,338 |
| Canada | 603 | 611 | 624 | 624 | 621 | 657 | 663 | 676 | 676 | 672 | 23,062 | 23,239 | 23,472 | 23,137 | 22,678 |
| Sweden | 480 | 479 | 478 | 481 | 485 | 630 | 625 | 622 | 626 | 628 | 4,987 | 4,944 | 4,888 | 4,871 | 4,846 |
| Switzerland | 541 | 541 | 541 | 543 | 543 | 756 | 752 | 746 | 744 | 741 | 4,688 | 4,658 | 4,624 | 4,603 | 4,571 |

(1) Source: IRTAD - International Traffic Safety Data and Analysis group (a permanent working group of the Joint Transport Research Centre of the OECD and the International Transport Forum).

(2) Number of vehicles per 1,000 residents.

(3) Including: private car, taxi and minibus that are designed to transport up to 9 persons (including the driver).

TABLE 7. MOTOR VEHICLES, BY YEAR OF FIRST USE (1) AND TYPE OF VEHICLE
לוח 7. כלי רכב מנועיים, לפי שנת עלייה לכביש (1) וסוג כלי רכב

| Year of first use (1) | Absolute numbers | | | | | | | | | | מספרים מוחלטים |
|-----------------------|------------------|---------------|---------------|---------------|---------------|----------------|----------------|-----------------|------------------|------------------|----------------|
| | 2022 | | | | | | | | | | |
| | אופנוע | כלי רכב מיוחד | מונית | אוטובוס | אוטובוס זעיר | Truck | | משאית | כלי רכב פרטי | סך כולל | |
| Motor-cycle | Special vehicle | Taxi | Bus | Minibus | מעל 3.5 טונות | עד 3.5 טונות | סך הכל | Private vehicle | Grand total | | |
| Total | 163,680 | 6,740 | 22,413 | 23,999 | 15,295 | 123,416 | 184,742 | 308,158 | 3,433,026 | 3,973,311 | סך הכל |
| 2022 | 20,706 | 465 | 5,137 | 2,639 | 1,127 | 12,470 | 10,302 | 22,772 | 259,636 | 312,482 | 2022 |
| 2021 | 20,199 | 506 | 5,012 | 2,504 | 1,179 | 13,090 | 10,781 | 23,871 | 280,473 | 333,744 | 2021 |
| 2020 | 15,644 | 447 | 2,400 | 1,357 | 971 | 9,105 | 6,279 | 15,384 | 204,182 | 240,385 | 2020 |
| 2019 | 14,590 | 459 | 3,877 | 2,501 | 1,411 | 9,671 | 7,653 | 17,324 | 234,309 | 274,471 | 2019 |
| 2018 | 14,231 | 430 | 1,810 | 2,186 | 1,086 | 9,981 | 7,315 | 17,296 | 246,831 | 283,870 | 2018 |
| 2017 | 13,946 | 431 | 1,650 | 2,315 | 1,249 | 10,591 | 8,471 | 19,062 | 256,775 | 295,428 | 2017 |
| 2016 | 11,816 | 479 | 1,063 | 2,547 | 1,277 | 9,619 | 8,972 | 18,591 | 257,043 | 292,816 | 2016 |
| 2015 | 9,544 | 375 | 694 | 1,592 | 922 | 6,999 | 6,636 | 13,635 | 226,468 | 253,230 | 2015 |
| 2014 | 7,428 | 386 | 321 | 1,588 | 740 | 5,941 | 5,483 | 11,424 | 208,848 | 230,735 | 2014 |
| 2013 | 6,294 | 343 | 235 | 1,434 | 790 | 5,178 | 6,158 | 11,336 | 176,419 | 196,851 | 2013 |
| 2012 | 5,378 | 330 | 110 | 615 | 769 | 4,788 | 6,403 | 11,191 | 163,237 | 181,630 | 2012 |
| 2011 | 5,004 | 351 | 48 | 752 | 866 | 4,921 | 7,743 | 12,664 | 170,376 | 190,061 | 2011 |
| 2007-2010(2) | 12,181 | 780 | 50 | 1,817 | 2,336 | 12,785 | 34,979 | 47,764 | 538,816 | 603,744 | (2)2010-2007 |
| 2003-2006 | 2,247 | 321 | 2 | 145 | 501 | 4,766 | 32,274 | 37,040 | 147,906 | 188,162 | 2006-2003 |
| Up to 2002 | 4,472 | 637 | 4 | 7 | 71 | 3,511 | 25,293 | 28,804 | 61,707 | 95,702 | עד 2002 |

(1) Until 2007, by the year of production.

(1) עד שנת 2007, לפי שנת ייצור.

TABLE 8a. MOTOR VEHICLES REGISTERED IN CITIES(1), BY TYPE OF VEHICLE

לוח 8א. כלי רכב מנועיים הרשומים בערים(1), לפי סוג כלי רכב

| City | 2022 | | | | | | | | | | סוג כלי רכב | אוכלוסייה קבועה בסוף 2021 Permanent population at the end of 2021 | עיר |
|-------------------------|------------------|---------------|---------------|---------------|---------------|----------------|-------------------|----------------|------------------|------------------|------------------|--|-----|
| | Absolute numbers | | | | | סוג כלי רכב | | | | | | | |
| | Type of vehicle | | | | | משאית | | | כלי רכב פרטי | סך כולל | | | |
| | אופנוע | כלי רכב מיוחד | מונית | אוטובוס | אוטובוס זעיר | Truck | מטל מעל 3.5 טונות | עד 3.5 טונות | | | | | |
| Motor-cycle | Special vehicle | Taxi | Bus | Minibus | Over 3.5 tons | Up to 3.5 tons | Total | Private car | Grand total | | | | |
| Total | 131,411 | 5,231 | 19,372 | 16,970 | 10,963 | 82,467 | 113,772 | 196,239 | 2,459,652 | 2,839,838 | 7,020,972 | סך הכל | |
| Umm Al-Fahm | 1,101 | 14 | 34 | 61 | 112 | 912 | 2,102 | 3,014 | 19,874 | 24,210 | 57,676 | אום אל-פחם | |
| Ofaqim | 228 | 9 | 53 | 730 | 65 | 267 | 385 | 652 | 8,997 | 10,734 | 33,999 | אופקים | |
| Or Yehuda | 1,035 | 35 | 324 | 100 | 201 | 629 | 715 | 1,344 | 15,190 | 18,229 | 36,814 | אור יהודה | |
| Or Aqiva | 181 | 6 | 57 | 16 | 34 | 225 | 305 | 530 | 7,566 | 8,390 | 19,904 | אור עקיבא | |
| Elat | 1,691 | 34 | 551 | 50 | 37 | 633 | 1,064 | 1,697 | 19,345 | 23,405 | 52,753 | אילת | |
| Elad | 371 | 4 | 39 | 9 | 62 | 92 | 351 | 443 | 6,670 | 7,598 | 49,593 | אלעד | |
| Ari'el | 196 | 2 | 48 | 37 | 48 | 133 | 271 | 404 | 6,394 | 7,129 | 19,647 | אריאל | |
| Ashdod | 1,614 | 70 | 622 | 120 | 355 | 2,443 | 2,058 | 4,501 | 62,759 | 70,041 | 225,974 | אשדוד | |
| Ashqelon | 1,507 | 75 | 442 | 101 | 175 | 2,101 | 1,940 | 4,041 | 51,528 | 57,869 | 149,160 | אשקלון | |
| Baqa Al-Gharbiyye | 482 | 38 | 58 | 49 | 88 | 871 | 1,121 | 1,992 | 11,634 | 14,341 | 30,973 | באקה אל-גרב'יה | |
| Beer Ya'aqov | 461 | 14 | 141 | 27 | 109 | 324 | 396 | 720 | 10,734 | 12,206 | 29,852 | באר יעקב | |
| Be'er Sheva | 1,575 | 121 | 652 | 774 | 475 | 2,926 | 4,244 | 7,170 | 73,821 | 84,588 | 211,249 | באר שבע | |
| Bet She'an | 259 | 5 | 20 | 39 | 29 | 196 | 268 | 464 | 6,763 | 7,579 | 18,900 | בית שאן | |
| Bet Shemesh | 509 | 17 | 182 | 181 | 163 | 634 | 827 | 1,461 | 22,404 | 24,917 | 141,765 | בית שמש | |
| Betar Illit | 195 | 5 | 4 | 32 | 41 | 108 | 345 | 453 | 5,653 | 6,383 | 63,220 | ביתר עילית | |
| Bene Beraq | 2,375 | 78 | 80 | 128 | 137 | 1,038 | 1,302 | 2,340 | 21,055 | 26,193 | 212,395 | בני ברק | |
| Bat Yam | 3,770 | 48 | 732 | 16 | 59 | 889 | 1,443 | 2,332 | 34,709 | 41,666 | 126,291 | בית ים | |
| Giv'at Shemuel | 709 | 43 | 62 | 449 | 16 | 120 | 292 | 412 | 10,272 | 11,963 | 28,162 | גבעת שמואל | |
| Giv'atayim | 2,806 | 5 | 98 | 3 | 7 | 191 | 411 | 602 | 21,267 | 24,788 | 61,280 | גבעתיים | |
| Dimona | 329 | 10 | 173 | 45 | 81 | 471 | 811 | 1,282 | 12,704 | 14,624 | 35,893 | דימונה | |
| Hod HaSharon | 1,358 | 14 | 90 | 90 | 76 | 580 | 912 | 1,492 | 28,633 | 31,753 | 65,363 | הוד השרון | |
| Herzliyya | 2,927 | 31 | 185 | 80 | 70 | 892 | 1,347 | 2,239 | 46,642 | 52,174 | 103,320 | הרצלייה | |
| Hadera | 1,629 | 71 | 220 | 91 | 144 | 1,091 | 1,480 | 2,571 | 37,542 | 42,268 | 100,630 | חדרה | |
| Holon | 6,239 | 77 | 1,316 | 1,488 | 257 | 2,649 | 3,464 | 6,113 | 94,109 | 109,599 | 197,464 | חולון | |
| Haifa | 2,985 | 397 | 398 | 542 | 134 | 3,740 | 6,474 | 10,214 | 121,427 | 136,097 | 282,831 | חיפה | |
| Tiberias | 772 | 24 | 94 | 64 | 76 | 532 | 634 | 1,166 | 14,825 | 17,021 | 46,698 | טבריה | |
| Tayibe | 368 | 68 | 98 | 90 | 241 | 1,136 | 1,757 | 2,893 | 17,107 | 20,865 | 45,387 | טייבה | |
| Tire | 323 | 15 | 65 | 13 | 69 | 936 | 1,170 | 2,106 | 11,621 | 14,212 | 27,392 | טירה | |
| Tirat Karmel | 274 | 10 | 127 | 14 | 13 | 214 | 282 | 496 | 10,336 | 11,270 | 26,806 | טירת כרמל | |
| Tamra | 324 | 24 | 25 | 65 | 60 | 738 | 1,487 | 2,225 | 13,677 | 16,400 | 35,406 | טמרה | |
| Yavne | 833 | 14 | 154 | 62 | 83 | 916 | 810 | 1,726 | 20,798 | 23,670 | 53,595 | יבנה | |
| Yehud | 968 | 4 | 110 | 2 | 5 | 493 | 502 | 995 | 13,694 | 15,778 | 30,618 | יהוד | |
| Yoque'am Illit | 248 | 3 | 28 | 178 | 39 | 162 | 237 | 399 | 9,397 | 10,292 | 24,158 | יקנעם עילית | |
| Jerusalem | 15,639 | 365 | 2,823 | 1,965 | 2,260 | 7,921 | 15,086 | 23,007 | 242,014 | 288,073 | 966,209 | ירושלים | |
| Kefar Yona | 648 | 5 | 49 | 4 | 8 | 236 | 469 | 705 | 10,904 | 12,323 | 27,897 | כפר יונה | |
| Kefar Sava | 1,800 | 54 | 163 | 1,185 | 56 | 982 | 1,249 | 2,231 | 41,824 | 47,313 | 101,801 | כפר סבא | |
| Kafar Qasem | 167 | 132 | 140 | 84 | 224 | 1,663 | 848 | 2,511 | 9,500 | 12,758 | 24,756 | כפר קאסם | |
| Karmi'el | 542 | 10 | 128 | 903 | 227 | 648 | 542 | 1,190 | 16,575 | 19,575 | 46,311 | כרמיאל | |
| Lod | 718 | 44 | 285 | 117 | 236 | 1,690 | 2,986 | 4,676 | 54,705 | 60,781 | 82,629 | לוד | |
| Mughar | 116 | 13 | 27 | 23 | 46 | 281 | 854 | 1,135 | 8,950 | 10,310 | 23,625 | מגאר | |
| Migdal HaEmeq | 238 | 3 | 25 | 14 | 28 | 286 | 282 | 568 | 8,708 | 9,584 | 26,029 | מגדל העמק | |
| Modi'in Illit | 143 | 0 | 7 | 21 | 51 | 60 | 340 | 400 | 5,216 | 5,838 | 80,997 | מודיעין עילית | |
| Modi'in-Makkabbim-Re'ut | 1,252 | 23 | 167 | 766 | 87 | 1,171 | 920 | 2,091 | 38,552 | 42,938 | 97,097 | מודיעין-מכבים-רעות | |
| Ma'ale Adummim | 456 | 10 | 134 | 49 | 44 | 318 | 392 | 710 | 13,214 | 14,617 | 37,555 | מעלה אדומים | |
| Ma'alot-Tarshiha | 234 | 3 | 23 | 49 | 39 | 222 | 464 | 686 | 8,274 | 9,308 | 22,314 | מעלות-תרשיחא | |
| Nahariyya | 1,107 | 26 | 97 | 216 | 106 | 537 | 740 | 1,277 | 22,293 | 25,122 | 60,807 | נהרייה | |
| Nof HaGalil | 356 | 13 | 50 | 283 | 49 | 402 | 674 | 1,076 | 15,105 | 16,932 | 42,659 | נוף הגליל | |
| Nes Ziyvona | 890 | 22 | 94 | 5 | 8 | 360 | 646 | 1,006 | 19,458 | 21,483 | 50,456 | נס ציונה | |
| Nazareth | 1,173 | 49 | 131 | 608 | 116 | 1,514 | 2,955 | 4,469 | 30,496 | 37,042 | 77,925 | נצרת | |
| Nesher | 349 | 3 | 78 | 2 | 65 | 237 | 288 | 525 | 9,045 | 10,067 | 23,759 | נשר | |
| Netivot | 230 | 19 | 120 | 36 | 55 | 425 | 552 | 977 | 12,119 | 13,556 | 42,039 | נתיבות | |
| Netanya | 4,135 | 80 | 775 | 107 | 174 | 1,790 | 2,919 | 4,709 | 77,762 | 87,742 | 224,066 | נתניה | |
| Sakhnin | 136 | 7 | 31 | 22 | 84 | 510 | 1,290 | 1,800 | 13,496 | 15,576 | 32,744 | סח'נ'ן | |
| Akko | 751 | 17 | 121 | 11 | 37 | 565 | 698 | 1,263 | 17,780 | 19,980 | 49,615 | עכו | |
| Afula | 589 | 28 | 78 | 108 | 41 | 483 | 712 | 1,195 | 20,284 | 22,323 | 59,076 | עפולה | |
| Arrabe | 93 | 22 | 9 | 29 | 47 | 481 | 1,198 | 1,679 | 9,543 | 11,422 | 26,641 | עראבה | |
| Arad | 180 | 6 | 76 | 167 | 123 | 476 | 1,420 | 1,896 | 8,798 | 11,246 | 27,582 | ערד | |
| Petah Tiqwa | 6,312 | 133 | 798 | 119 | 163 | 3,451 | 3,716 | 7,167 | 91,386 | 106,078 | 252,270 | פתח תקווה | |
| Zefat | 362 | 7 | 125 | 59 | 89 | 190 | 408 | 598 | 8,621 | 9,861 | 37,473 | צפת | |
| Qalansawe | 277 | 15 | 24 | 22 | 79 | 534 | 989 | 1,523 | 8,609 | 10,549 | 23,877 | קלנסווה | |
| Qiryat Ono | 1,162 | 15 | 89 | 9 | 27 | 200 | 414 | 614 | 16,552 | 18,468 | 41,900 | קריית אונו | |
| Qiryat Atta | 701 | 30 | 111 | 55 | 103 | 879 | 715 | 1,594 | 22,111 | 24,705 | 60,101 | קריית אתא | |
| Qiryat Bialik | 447 | 24 | 95 | 3 | 20 | 490 | 471 | 961 | 16,908 | 18,458 | 43,268 | קריית ביאליק | |
| Qiryat Gat | 317 | 9 | 181 | 107 | 146 | 587 | 690 | 1,277 | 17,486 | 19,523 | 60,581 | קריית גת | |
| Qiryat Yam | 329 | 15 | 102 | 2 | 20 | 210 | 318 | 528 | 12,501 | 13,497 | 39,442 | קריית ים | |
| Qiryat Motzkin | 362 | 25 | 159 | 1 | 29 | 258 | 358 | 616 | 17,842 | 19,034 | 46,565 | קריית מוצקין | |
| Qiryat Ma'akhi | 134 | 15 | 37 | 47 | 93 | 684 | 317 | 1,001 | 7,878 | 9,205 | 25,021 | קריית מלאכי | |
| Qiryat Shemona | 274 | 9 | 38 | 76 | 62 | 318 | 420 | 738 | 8,818 | 10,015 | 22,336 | קריית שמונה | |
| Rosh HaAyin | 1,572 | 16 | 178 | 44 | 187 | 2,303 | 1,131 | 3,434 | 31,867 | 37,298 | 71,651 | ראש העין | |
| Rishon LeZiyyon | 5,821 | 678 | 1,415 | 1,043 | 333 | 7,181 | 4,753 | 11,934 | 130,526 | 151,750 | 257,129 | ראשון לציון | |
| Rahat | 146 | 25 | 26 | 80 | 510 | 1,672 | 2,336 | 4,008 | 16,010 | 20,805 | 76,238 | רהט | |
| Rehovot | 2,135 | 49 | 656 | 43 | 98 | 1,173 | 1,613 | 2,786 | 52,009 | 57,776 | 147,878 | רחובות | |
| Ramla | 823 | 53 | 364 | 684 | 361 | 2,996 | 1,388 | 4,384 | 26,388 | 33,057 | 77,798 | רמלה | |
| Ramat Gan | 8,103 | 86 | 479 | 40 | 55 | 917 | 2,318 | 3,235 | 87,396 | 99,394 | 169,706 | רמת גן | |
| Ramat HaSharon | 1,415 | 11 | 80 | 3 | 8 | 283 | 617 | 900 | 22,055 | 24,472 | 47,969 | רמת השרון | |
| Ra'annana | 1,364 | 16 | 96 | 36 | 27 | 309 | 892 | 1,201 | 35,476 | 38,216 | 78,561 | רעננה | |
| Sederot | 298 | 25 | 135 | 159 | 173 | 403 | 454 | 857 | 10,871 | 12,518 | 30,553 | סדרות | |
| Shefar'am | 384 | 57 | 38 | 53 | 65 | 624 | 1,739 | 2,363 | 17,050 | 20,010 | 43,023 | שפרעם | |
| Tel Aviv-Yafo | 26,089 | 1,579 | 1,233 | 1,765 | 543 | 4,265 | 7,984 | 12,249 | 217,530 | 260,988 | 467,875 | תל אביב-יפו | |

(1) The data are presented according to the **registered locality** (address) of the owner of the vehicle, and **not** of the actual user of the vehicle, **nor** by the locality in which the vehicle is used.
 (1) הנתונים מסווגים לפי **היישוב הרשום** (כתובת) של בעל הרכב - לא לפי מקום מגוריו של המשתמש בפועל ברכב, ואף לא לפי היישוב שבו הרכב פעיל.

TABLE 8b. ELECTRICAL MOTOR VEHICLES REGISTERED IN CITIES(1),
BY TYPE OF VEHICLE

לוח 8ב. כלי רכב מנועיים חשמליים הרשומים בערים(1),
לפי סוג כלי רכב

| City | 2022 | | | | | | | | | | | מספרים מוחלטים | |
|-------------------------|------------------|-------|-----------|--------------|---------------------|--------------|-----------|------------|-------------------------------|------------------------|--|--------------------|-------------------|
| | Absolute numbers | | | | | | | | | | אוכלוסייה קבועה בסוף 2021 Permanent population at the end of 2021 | | |
| | Type of vehicle | | | | | משאית | | | כלי רכב פרטי | הנעה חשמלית - סך הכל | | | כלי רכב - סך כולל |
| אופנוע | כלי רכב מיוחד | מונית | אוטובוס | אוטובוס זעיר | Truck מעל 3.5 טונות | עד 3.5 טונות | סך הכל | רכב פרטי | Electrical propulsion - total | Vehicles - Grand total | עיר | | |
| Total | 2,189 | - | 80 | 336 | 10 | 28 | 97 | 125 | 27,970 | 30,710 | 2,839,838 | 7,020,972 | סך הכל |
| Umm al-Fahm | 1 | - | - | - | - | - | - | 66 | 67 | 24,210 | 57,676 | אום אל-פחם | |
| Ofaqim | 2 | - | - | 8 | - | 2 | - | 176 | 188 | 10,734 | 33,999 | אופקים | |
| Or Yehuda | 9 | - | - | 1 | - | - | 2 | 110 | 122 | 18,229 | 36,814 | אור יהודה | |
| Or Aqiva | 1 | - | - | - | - | - | 2 | 72 | 75 | 8,390 | 19,904 | אור עקיבא | |
| Elat | 7 | - | 7 | - | - | - | 1 | 114 | 129 | 23,405 | 52,753 | אילת | |
| El'ad | 2 | - | - | - | - | 2 | - | 100 | 104 | 7,598 | 49,593 | אלעד | |
| Aniel | 4 | - | - | - | - | - | - | 87 | 91 | 7,129 | 19,647 | אניאל | |
| Ashdod | 34 | - | 3 | - | - | - | 2 | 794 | 833 | 70,041 | 225,974 | אשדוד | |
| Ashqelon | 19 | - | 7 | - | - | - | - | 560 | 586 | 57,869 | 149,160 | אשקלון | |
| Baqa Al-Gharbiyye | 1 | - | - | - | - | - | - | 31 | 32 | 14,341 | 30,973 | באקה אל-גרביה | |
| Be'er Ya'aqov | 4 | - | - | - | - | - | - | 187 | 191 | 12,206 | 29,852 | באר יעקב | |
| Be'er Sheva | 10 | - | 5 | - | - | - | 6 | 739 | 760 | 84,588 | 211,249 | באר שבע | |
| Bet She'an | 1 | - | - | - | - | - | - | 62 | 63 | 7,579 | 18,900 | בית שאן | |
| Bet Shemesh | 4 | - | 1 | - | - | - | 1 | 360 | 366 | 24,917 | 141,765 | בית שמש | |
| Betar Illit | 2 | - | - | - | - | 1 | - | 89 | 92 | 6,383 | 63,220 | ביתר עילית | |
| Bene Beraq | 16 | - | 2 | - | - | - | - | 236 | 254 | 26,193 | 212,395 | בני ברק | |
| Bat Yam | 27 | - | 1 | - | - | - | - | 202 | 230 | 41,666 | 126,291 | בת ים | |
| Giv'at Shemu'el | 12 | - | - | - | - | - | - | 125 | 137 | 11,963 | 28,162 | גבעת שמואל | |
| Giv'atayim | 56 | - | - | - | - | - | - | 201 | 257 | 24,788 | 61,280 | גבעתיים | |
| Dimona | 10 | - | 1 | - | - | - | - | 114 | 125 | 14,624 | 35,893 | דימונה | |
| Hod HaSharon | 27 | - | - | - | - | - | 4 | 525 | 556 | 31,753 | 65,363 | הוד השרון | |
| Herzliyya | 39 | - | - | - | 2 | 1 | - | 954 | 996 | 52,174 | 103,320 | הרצלייה | |
| Hadera | 11 | - | - | - | - | - | 1 | 384 | 396 | 42,268 | 100,630 | חדרה | |
| Holon | 232 | - | 1 | 6 | 1 | 2 | 2 | 633 | 875 | 109,599 | 197,464 | חולון | |
| Haifa | 22 | - | - | - | - | 1 | 5 | 1,328 | 1,356 | 136,097 | 282,831 | חיפה | |
| Tiberias | 5 | - | 4 | - | - | - | 1 | 154 | 164 | 17,021 | 46,698 | טבריה | |
| Tayibe | 1 | - | - | - | - | - | - | 41 | 42 | 20,865 | 45,387 | טייבה | |
| Tire | 1 | - | - | - | - | - | - | 23 | 24 | 14,212 | 27,392 | טירה | |
| Tirat Karmel | 4 | - | 1 | - | - | - | 1 | 122 | 128 | 11,270 | 26,806 | טירת קרמל | |
| Tamra | - | - | - | - | - | - | - | 41 | 41 | 16,400 | 35,406 | טמרה | |
| Yavne | 7 | - | 1 | - | - | - | - | 337 | 345 | 23,670 | 53,595 | יבנה | |
| Yehud | 27 | - | - | - | - | - | - | 209 | 236 | 15,778 | 30,618 | יהוד | |
| Yoqne'am Illit | 1 | - | - | 53 | - | - | - | 162 | 216 | 10,292 | 24,158 | יקנעם עילית | |
| Jerusalem | 145 | - | 2 | 1 | 1 | 3 | 13 | 1,374 | 1,539 | 288,073 | 966,209 | ירושלים | |
| Kefar Yona | 11 | - | 1 | - | - | - | - | 187 | 199 | 12,323 | 27,897 | כפר יונה | |
| Kefar Sava | 63 | - | 2 | 6 | - | - | 1 | 486 | 558 | 47,313 | 101,801 | כפר סבא | |
| Kafar Qasem | 1 | - | - | - | - | - | - | 34 | 35 | 12,758 | 24,756 | כפר קאסם | |
| Karmi'el | 10 | - | 1 | 27 | - | - | - | 189 | 227 | 19,575 | 46,311 | קרמיאל | |
| Lod | 13 | - | - | - | - | 2 | - | 625 | 640 | 60,781 | 82,629 | לוד | |
| Mughar | - | - | - | - | - | - | - | 67 | 67 | 10,310 | 23,625 | מגאר | |
| Migdal HaEmeq | 1 | - | - | - | - | - | - | 78 | 79 | 9,584 | 26,029 | מגדל העמק | |
| Modi'in Illit | 4 | - | - | - | - | - | - | 110 | 114 | 5,838 | 80,997 | מודיעין עילית | |
| Modi'in-Makkabbim-Re'ut | 15 | - | - | 32 | - | - | 3 | 911 | 961 | 42,938 | 97,097 | מודיעין-מכבים-רעות | |
| Ma'ale Adummim | 3 | - | 4 | - | - | - | - | 105 | 112 | 14,617 | 37,555 | מעלה אדומים | |
| Ma'alot-Tarshiha | - | - | - | - | - | - | - | 101 | 101 | 9,308 | 22,314 | מעלות-תרשיחא | |
| Nahariyya | 9 | - | - | - | - | - | 1 | 252 | 262 | 25,122 | 60,807 | נהריה | |
| Nof HaGalil | 4 | - | - | 1 | - | - | 1 | 120 | 126 | 16,932 | 42,659 | נוף הגליל | |
| Nes Ziyvona | 24 | - | - | - | - | - | 1 | 355 | 380 | 21,483 | 50,456 | נס ציונה | |
| Nazareth | 1 | - | - | 1 | - | - | - | 112 | 114 | 37,042 | 77,925 | נצרת | |
| Nesher | 1 | - | - | - | - | - | - | 81 | 82 | 10,067 | 23,759 | נשר | |
| Netivot | 3 | - | - | - | - | 1 | - | 180 | 184 | 13,556 | 42,039 | נתיבות | |
| Netanya | 28 | - | 5 | 3 | - | - | 6 | 946 | 988 | 87,742 | 224,066 | נתניה | |
| Sakhnin | - | - | - | - | - | - | - | 39 | 39 | 15,576 | 32,744 | ס'ח'נין | |
| Akko | 10 | - | - | - | - | - | 1 | 153 | 164 | 19,980 | 49,615 | עכו | |
| Afula | 3 | - | - | - | - | - | - | 166 | 169 | 22,323 | 59,076 | עפולה | |
| Arrabe | 1 | - | - | - | - | - | - | 40 | 41 | 11,422 | 26,641 | עראבה | |
| Arad | 3 | - | 1 | - | - | - | - | 73 | 77 | 11,246 | 27,582 | ערד | |
| Petah Tiqwa | 131 | - | 1 | 1 | - | 1 | 4 | 1,239 | 1,377 | 106,078 | 252,270 | פתח תקווה | |
| Zefat | 6 | - | - | - | - | - | - | 90 | 96 | 9,861 | 37,473 | צפת | |
| Qalansawe | 3 | - | - | - | - | - | - | 27 | 30 | 10,549 | 23,877 | קלנסווה | |
| Qiryat Ono | 14 | - | - | - | - | - | 1 | 228 | 243 | 18,468 | 41,900 | קריית אונו | |
| Qiryat Atta | 7 | - | 2 | - | - | 5 | 3 | 304 | 321 | 24,705 | 60,101 | קריית אתא | |
| Qiryat Bialik | 52 | - | - | - | - | - | - | 214 | 266 | 18,458 | 43,268 | קריית ביאליק | |
| Qiryat Gat | 5 | - | 1 | - | - | 2 | - | 184 | 192 | 19,523 | 60,581 | קריית גת | |
| Qiryat Yam | 5 | - | 2 | - | - | - | - | 101 | 108 | 13,497 | 39,442 | קריית ים | |
| Qiryat Motzkin | 3 | - | - | - | - | - | - | 197 | 200 | 19,034 | 46,565 | קריית מוצקין | |
| Qiryat Mal'akhi | 3 | - | - | - | 1 | - | - | 81 | 85 | 9,205 | 25,021 | קריית מלאכי | |
| Qiryat Shemona | 3 | - | - | - | - | - | - | 44 | 47 | 10,015 | 22,336 | קריית שמונה | |
| Rosh HaAyin | 17 | - | 2 | 2 | - | - | 4 | 490 | 515 | 37,298 | 71,651 | ראש העין | |
| Rishon LeZiyvona | 133 | - | 9 | 4 | 5 | 1 | 8 | 1,948 | 2,108 | 151,750 | 257,129 | ראשון לציון | |
| Rahat | 2 | - | - | - | - | - | - | 25 | 27 | 20,805 | 76,238 | רהט | |
| Rehovot | 35 | - | 3 | - | - | - | 3 | 535 | 576 | 57,776 | 147,878 | רחובות | |
| Ramla | 6 | - | 4 | 48 | - | - | - | 170 | 228 | 33,057 | 77,798 | רמלה | |
| Ramat Gan | 78 | - | 1 | - | - | 2 | 1 | 847 | 929 | 99,394 | 169,706 | רמת גן | |
| Ramat HaSharon | 23 | - | - | - | - | - | 1 | 606 | 630 | 24,472 | 47,969 | רמת השרון | |
| Ra'annana | 13 | - | - | - | - | - | 1 | 569 | 583 | 38,216 | 78,561 | רעננה | |
| Sederot | 3 | - | 1 | - | - | - | - | 132 | 136 | 12,518 | 30,553 | שדרות | |
| Shefar'am | - | - | - | - | - | - | - | 59 | 59 | 20,010 | 43,023 | שפרעם | |
| Tel Aviv - Yafo | 695 | - | 4 | 142 | - | 4 | 16 | 3,758 | 4,619 | 260,988 | 467,875 | תל אביב - יפו | |

(1) The data are presented according to the registered locality (address) of the owner of the vehicle, and not of the actual user of the vehicle, nor by the locality in which the vehicle is used.

(1) הנתונים מסווגים לפי היישוב הרשום (כתובת) של בעל הרכב - לא לפי מקום מגוריו של המשתמש בפועל ברכב, ואף לא לפי היישוב שבו הרכב פעיל.

TABLE 9a. MOTOR VEHICLES REGISTERED IN LOCAL COUNCILS(1), BY TYPE OF VEHICLE

לוח 9א. כלי רכב מנועיים הרשומים במועצות מקומיות(1), לפי סוג כלי רכב

| Local council | 2022 | | | | | | | | | | מספרים מוחלטים | מועצה מקומית |
|---------------------------|------------------|------------|--------------|--------------|---------------|----------------|---------------|---------------|----------------|----------------|------------------|--------------------|
| | Absolute numbers | | | | | | | | | | | |
| | Type of vehicle | | | | | Truck | | | מסך כלי רכב | | | |
| אופנוע | כלי רכב מיוחד | מונית | אוטובוס | אוטובוס זעיר | מעל 3.5 טונות | עד 3.5 טונות | סה"כ | כלי רכב פרטי | סך כולל | סך הכל(2) | | |
| Motor-cycle | Special vehicle | Taxi | Bus | Minibus | Over 3.5 tons | Up to 3.5 tons | Total | Private car | Grand total | | | |
| Total(2) | 15,863 | 918 | 1,931 | 5,444 | 2,876 | 20,902 | 40,307 | 61,209 | 529,378 | 617,619 | 1,372,213 | סך הכל(2) |
| Abu Ghosh | 76 | - | 18 | 1 | 12 | 73 | 188 | 261 | 2,421 | 2,789 | 7,881 | אבו גוש |
| Abu Sinan | 139 | 5 | 27 | 1 | 5 | 200 | 505 | 705 | 5,439 | 6,321 | 14,455 | אבו סנאן |
| Even Yehuda | 295 | 5 | 15 | 5 | 34 | 178 | 288 | 466 | 6,672 | 7,492 | 14,267 | אבן יהודה |
| Oranit | 240 | 3 | 11 | - | 2 | 85 | 188 | 273 | 4,099 | 4,628 | 9,113 | אורנית |
| Azor | 563 | 114 | 55 | 3 | 8 | 372 | 432 | 804 | 5,599 | 7,146 | 13,473 | אזור |
| Iksal | 218 | 5 | 15 | 35 | 27 | 346 | 789 | 1,135 | 5,523 | 6,958 | 15,146 | אכסאל |
| Elyakhin | 85 | 1 | 6 | 3 | 19 | 29 | 88 | 117 | 1,572 | 1,803 | 3,461 | אליכין |
| Alfe Menashe | 190 | 2 | 19 | 2 | 6 | 65 | 184 | 249 | 3,594 | 4,062 | 7,967 | אלפי מנשה |
| Elqana | 34 | 4 | 3 | - | - | 19 | 38 | 57 | 1,696 | 1,794 | 4,071 | אלקנה |
| l'billin | 117 | 2 | 21 | 7 | 20 | 347 | 610 | 957 | 5,089 | 6,213 | 13,693 | אעבלין |
| Efrata | 71 | 1 | 1 | 2 | 5 | 40 | 92 | 132 | 4,079 | 4,291 | 11,804 | אפרתה |
| Bu'eine-Nujeidat | 53 | 9 | 7 | 54 | 39 | 204 | 292 | 496 | 3,626 | 4,284 | 10,137 | בועינה-נוג'ידאת |
| Buq'ata | 36 | 7 | 5 | 18 | 36 | 197 | 453 | 650 | 2,556 | 3,308 | 6,752 | בוקעאטא |
| Bir El-Maksur | 35 | 3 | 6 | 41 | 47 | 169 | 422 | 591 | 3,596 | 4,319 | 9,960 | ביר אל-מכסור |
| Bet El | 40 | - | 1 | - | 2 | 26 | 171 | 197 | 1,375 | 1,615 | 5,682 | בית אל |
| Bet Arye | 174 | 10 | 19 | 9 | 2 | 85 | 149 | 234 | 2,422 | 2,870 | 5,409 | בית אריה |
| Beit Jann | 51 | 3 | 4 | 14 | 38 | 70 | 505 | 575 | 4,829 | 5,514 | 12,307 | בית ג'ן |
| Bet Dagan | 482 | 21 | 35 | 3,322 | 100 | 180 | 624 | 804 | 4,531 | 9,295 | 7,643 | בית דגן |
| Bene Ayish | 63 | 1 | 22 | 2 | 14 | 242 | 961 | 1,203 | 31,149 | 32,454 | 6,895 | בני עייש |
| Binyamina-Giv'at Ada | 233 | 7 | 8 | - | 9 | 128 | 292 | 420 | 6,047 | 6,724 | 16,074 | בנימינה-גבעת עדה |
| Basma | 63 | 4 | 9 | 27 | 53 | 149 | 453 | 602 | 4,020 | 4,778 | 10,497 | בסמ"ה |
| Basmat Tab'un | 84 | - | 66 | 2 | 9 | 241 | 298 | 539 | 2,633 | 3,333 | 8,069 | בסמת טבעון |
| Bi'ne | 87 | 6 | 4 | 4 | 14 | 158 | 336 | 494 | 3,080 | 3,689 | 8,537 | בענה |
| Giv'at Ze'ev | 237 | 2 | 60 | 13 | 11 | 118 | 230 | 348 | 6,353 | 7,024 | 20,034 | גבעת זאב |
| Judeide-Maker | 245 | 7 | 14 | 1 | 23 | 226 | 600 | 826 | 8,065 | 9,181 | 21,508 | ג'דיידה-מכר |
| Gedera | 366 | 7 | 49 | 3 | 19 | 361 | 400 | 761 | 11,249 | 12,454 | 30,393 | גדרה |
| Julis | 146 | - | 10 | 3 | 5 | 41 | 297 | 338 | 2,995 | 3,497 | 6,657 | ג'וליס |
| Jaljulye | 193 | 6 | 14 | 9 | 69 | 275 | 499 | 774 | 3,921 | 4,986 | 10,480 | ג'לג'וליה |
| Gan Yavne | 337 | 7 | 89 | 11 | 19 | 307 | 460 | 767 | 9,975 | 11,205 | 24,251 | גן יבנה |
| Ganne Tiqwa | 636 | 8 | 31 | 1 | 7 | 83 | 235 | 318 | 9,511 | 10,512 | 22,694 | גני תקווה |
| Jisr Az-Zarqa | 98 | - | 2 | 16 | 54 | 33 | 214 | 247 | 3,682 | 4,099 | 15,315 | ג'יסר א-זרקא |
| Jish (Gush Halav) | 16 | 1 | 1 | 1 | 3 | 59 | 157 | 216 | 1,356 | 1,594 | 3,153 | ג'יש (גוש חלב) |
| Jat | 91 | 3 | 5 | 20 | 78 | 133 | 355 | 488 | 5,035 | 5,720 | 12,473 | ג'ת |
| Daliyat Al-Karmel | 201 | 2 | 14 | 9 | 25 | 434 | 817 | 1,251 | 7,449 | 8,951 | 18,061 | דאליית אל-כרמל |
| Daburiyya | 78 | 7 | 10 | 16 | 33 | 679 | 297 | 976 | 4,131 | 5,251 | 10,782 | דבורייה |
| Deir Al-Asad | 60 | 44 | 2 | 5 | 26 | 454 | 505 | 959 | 4,722 | 5,818 | 12,934 | דייר אל-אסד |
| Deir Hanna | 71 | 9 | 14 | 38 | 28 | 109 | 381 | 490 | 4,268 | 4,918 | 10,599 | דייר חנא |
| Har Adar | 96 | - | 39 | - | 3 | 27 | 70 | 97 | 2,116 | 2,351 | 4,107 | הר אדר |
| Zikhron Ya'aqov | 356 | 4 | 20 | 8 | 48 | 236 | 362 | 598 | 9,814 | 10,848 | 23,858 | זכרון יעקב |
| Zemer | 58 | - | 2 | 39 | 34 | 274 | 304 | 578 | 2,923 | 3,634 | 7,360 | זמר |
| Zarzir | 40 | 1 | 3 | 5 | 7 | 78 | 232 | 310 | 2,343 | 2,709 | 8,412 | זרזיר |
| Hura | 37 | - | - | 11 | 90 | 331 | 588 | 919 | 3,203 | 4,260 | 23,942 | חורה |
| Hurfeish | 22 | 2 | 4 | 15 | 22 | 64 | 190 | 254 | 2,440 | 2,759 | 6,581 | חורפיש |
| Hazor HaGelilit | 91 | 32 | 23 | 18 | 9 | 172 | 164 | 336 | 3,447 | 3,956 | 9,763 | חצור הגלילית |
| Harish | 335 | 2 | 39 | 2 | 6 | 112 | 254 | 366 | 9,293 | 10,043 | 27,007 | חריש |
| Tuba-Zangariyye | 52 | 7 | 5 | 9 | 22 | 223 | 234 | 457 | 2,388 | 2,940 | 7,011 | טובא-זנגרייה |
| Tur'an | 45 | 11 | 8 | 78 | 12 | 717 | 693 | 1,410 | 5,066 | 6,630 | 14,655 | טורעאן |
| Yanuh-Jat | 73 | 3 | 4 | 1 | 12 | 83 | 269 | 352 | 2,634 | 3,079 | 6,851 | יאנוח-ג'ת |
| Yavne'el | 68 | 3 | 2 | - | 1 | 91 | 106 | 197 | 1,455 | 1,726 | 4,447 | יבנאל |
| Yesud HaMa'ala | 58 | - | - | - | - | 54 | 160 | 214 | 855 | 1,127 | 1,804 | יסוד המעלה |
| Yafi | 141 | 24 | 34 | 5 | 31 | 360 | 863 | 1,223 | 7,253 | 8,711 | 19,537 | יפיע |
| Yeroham | 75 | 1 | 19 | 14 | 10 | 68 | 284 | 352 | 3,268 | 3,739 | 11,031 | ירוחם |
| Yirka | 162 | 41 | 16 | 39 | 45 | 414 | 802 | 1,216 | 7,062 | 8,581 | 17,574 | ירכא |
| Kabul | 107 | 9 | 18 | 42 | 63 | 163 | 365 | 528 | 4,682 | 5,449 | 14,474 | כאבול |
| Kaokab Abu Al -Hija | 32 | 1 | 16 | 6 | 7 | 84 | 119 | 203 | 1,540 | 1,805 | 3,723 | כאוכב אבו אל-היג'א |
| Kokhav Ya'ir | 195 | 7 | 10 | 58 | 5 | 159 | 220 | 379 | 5,071 | 5,725 | 8,950 | כוכב יאיר |
| Kuseife | 12 | - | 14 | 30 | 95 | 82 | 374 | 456 | 1,868 | 2,475 | 23,219 | כוספיה |
| Kisra-Sumei | 48 | 4 | 4 | 2 | 29 | 97 | 319 | 416 | 3,029 | 3,532 | 9,108 | כיסרא-סמיע |
| Ka'abiyye-Tabbash-Hajajre | 23 | 2 | 6 | 13 | 23 | 100 | 192 | 292 | 2,089 | 2,448 | 5,732 | כעבייה-טבאש- |
| Kafar Bara | 31 | 0 | 14 | 3 | 6 | 223 | 180 | 403 | 1,525 | 1,982 | 3,856 | כפר ברא |
| Kefar Weradim | 56 | - | - | - | 3 | 35 | 100 | 135 | 2,812 | 3,006 | 5,531 | כפר ורדיים |
| Kafar Yasif | 146 | - | 26 | 0 | 16 | 165 | 370 | 535 | 4,791 | 5,516 | 10,324 | כפר יאסיף |
| Kafar Kama | 114 | - | 1 | - | 3 | 27 | 78 | 105 | 1,442 | 1,669 | 3,479 | כפר כמא |
| Kafar Kanna | 146 | 22 | 5 | 89 | 60 | 474 | 997 | 1,471 | 8,418 | 10,211 | 23,706 | כפר כנא |

TABLE 9a. MOTOR VEHICLES REGISTERED IN LOCAL COUNCILS,(1) BY TYPE OF VEHICLE (Cont.)

לוח 9א. כלי רכב מנועיים הרשומים במועצות מקומיות,(1) לפי סוג כלי רכב (המשך)

| Local council | 2022 | | | | | | | | | | אוכלוסייה קבועה בסוף 2021 Permanent population at the end of 2021 | מועצה מקומית |
|----------------------|-----------------|---------------|-------|---------|---------------|----------------|--------------|-----------------|--------------|---------|--|------------------|
| | Type of vehicle | | | | | סוג כלי רכב | | | | | | |
| | אופנוע | כלי רכב מיוחד | מונית | אוטובוס | אוטובוס זעיר | Truck | | | כלי רכב פרטי | סך כולל | | |
| | | | | | | מעל 3.5 טונות | עד 3.5 טונות | סך הכל | | | | |
| Motor-cycle | Special vehicle | Taxi | Bus | Minibus | Over 3.5 tons | Up to 3.5 tons | Total | Private vehicle | Grand total | | | |
| Kafar Manda | 59 | 11 | 168 | 17 | 211 | 315 | 535 | 850 | 6,821 | 8,137 | 21,073 | כפר מנדא |
| Kafar Qara | 256 | 16 | 7 | 56 | 28 | 444 | 918 | 1,362 | 8,137 | 9,862 | 19,691 | כפר קרע |
| Kefar Shemaryahu | 64 | - | - | - | - | 14 | 52 | 66 | 1,353 | 1,483 | 1,948 | כפר שמריהו |
| Kefar Tavor | 89 | 1 | 1 | - | - | 64 | 91 | 155 | 2,268 | 2,514 | 4,426 | כפר תבור |
| Lehavim | 89 | 10 | 5 | - | - | 52 | 81 | 133 | 3,308 | 3,545 | 6,977 | להבים |
| Laqye | 38 | 5 | 0 | 18 | 109 | 285 | 614 | 899 | 3,097 | 4,166 | 15,294 | לקיה |
| Mevasseret Ziyon | 386 | 16 | 90 | 43 | 10 | 230 | 334 | 564 | 11,630 | 12,739 | 24,943 | מבשרת ציון |
| Majd Al-Kurum | 143 | 9 | 3 | 17 | 22 | 315 | 478 | 793 | 5,516 | 6,503 | 15,630 | מג'ד אל-כרם |
| Migdal | 33 | - | - | 1 | - | 46 | 63 | 109 | 795 | 942 | 1,988 | מגדל |
| Majdal Shams | 82 | 10 | 4 | 11 | 20 | 370 | 965 | 1,335 | 4,726 | 6,188 | 11,404 | מגדל שמש |
| Mazkeret Batya | 238 | 10 | 31 | 3 | 12 | 131 | 217 | 348 | 6,505 | 7,147 | 15,424 | מזכרת בתיה |
| Mazra'a | 158 | 3 | 3 | 1 | - | 65 | 145 | 210 | 1,536 | 1,911 | 4,078 | מזרעה |
| Metula | 36 | 3 | 2 | - | - | 26 | 81 | 107 | 880 | 1,028 | 1,692 | משולה |
| Metar | 178 | 4 | 11 | - | 4 | 80 | 161 | 241 | 4,904 | 5,342 | 10,566 | מיתר |
| Mas'ade | 20 | 1 | 0 | - | 9 | 127 | 423 | 550 | 1,602 | 2,182 | 3,812 | מסעדה |
| Mi'elya | 38 | 5 | 1 | - | 1 | 77 | 201 | 278 | 1,602 | 1,925 | 3,267 | מעיליא |
| Ma'ale Efrayim | 15 | - | - | - | 1 | 8 | 27 | 35 | 498 | 549 | 1,318 | מעלה אפרים |
| Ma'ale Iron | 168 | 10 | 1 | 5 | 19 | 327 | 653 | 980 | 5,606 | 6,789 | 15,642 | מעלה עירון |
| Mizpe Ramon | 59 | - | 1 | 6 | 8 | 31 | 169 | 200 | 1,490 | 1,764 | 5,179 | מצפה רמון |
| Meshhed | 25 | 4 | 5 | 9 | 19 | 422 | 364 | 786 | 2,949 | 3,797 | 8,655 | משחד |
| Nahef | 96 | 10 | 4 | 7 | 27 | 159 | 430 | 589 | 4,493 | 5,226 | 13,558 | נחף |
| Sajur | 21 | - | 58 | 1 | 13 | 37 | 90 | 127 | 1,703 | 1,923 | 4,425 | סאג'ור |
| Savyon | 167 | 3 | - | - | - | 28 | 105 | 133 | 2,984 | 3,287 | 4,051 | סביון |
| Ghajar | 9 | 1 | 3 | 7 | 12 | 45 | 47 | 92 | 749 | 873 | 2,745 | עג'ר |
| Omer | 133 | 28 | 6 | 104 | 68 | 269 | 278 | 547 | 5,030 | 5,916 | 7,656 | עומר |
| Eilabun | 36 | 12 | 15 | 19 | 15 | 104 | 199 | 303 | 2,490 | 2,890 | 5,812 | עילבון |
| Ilut | 21 | 3 | 1 | - | 8 | 379 | 521 | 900 | 2,603 | 3,536 | 8,653 | עילוט |
| Ein Mahel | 43 | 7 | 11 | 35 | 18 | 117 | 463 | 580 | 4,621 | 5,315 | 13,748 | עין מאהל |
| Ein Qiniyye | 17 | - | 4 | 11 | 15 | 49 | 193 | 242 | 956 | 1,245 | 2,172 | עין קנייא |
| Immanu'el | 30 | - | 1 | - | - | 15 | 62 | 77 | 709 | 817 | 4,372 | עמנואל |
| Isfiya | 103 | 8 | 20 | 19 | 67 | 162 | 441 | 603 | 5,156 | 5,976 | 12,746 | עספיה |
| Ar'ara | 295 | 13 | 20 | 58 | 29 | 345 | 993 | 1,338 | 7,911 | 9,664 | 25,823 | ערערה |
| Ar'ara-BaNegev | 7 | - | 6 | 4 | 22 | 219 | 427 | 646 | 2,654 | 3,339 | 19,681 | ערערה-בנגב |
| Fureidis | 192 | 1 | 3 | 10 | 28 | 163 | 405 | 568 | 4,379 | 5,181 | 13,571 | פורידיס |
| Fassuta | 17 | 3 | 18 | - | 1 | 61 | 138 | 199 | 1,512 | 1,750 | 3,236 | פוסטה |
| Peqi'in (Buqei'a) | 59 | 3 | 46 | 228 | 48 | 98 | 238 | 336 | 2,704 | 3,424 | 6,025 | פקיעין (בוקיעיה) |
| Pardes Hanna-Karkur | 684 | 11 | 95 | 45 | 77 | 343 | 718 | 1,061 | 17,034 | 19,007 | 44,210 | פרדס חנה-כרכור |
| Pardesiyya | 172 | 4 | 13 | 1 | 4 | 68 | 123 | 191 | 3,887 | 4,272 | 7,252 | פרדסייה |
| Qedumim | 27 | - | 1 | 2 | 1 | 14 | 71 | 85 | 1,441 | 1,557 | 4,590 | קדומים |
| Qadima-Zoran | 542 | 24 | 53 | 30 | 69 | 242 | 466 | 708 | 9,692 | 11,118 | 22,919 | קדמה-צורן |
| Qazrin | 104 | 2 | 12 | 33 | 22 | 79 | 207 | 286 | 3,297 | 3,756 | 7,606 | קצרין |
| Qiryat Arba | 59 | - | 4 | - | 6 | 43 | 123 | 166 | 1,660 | 1,895 | 7,498 | קריית ארבע |
| Qiryat Tiv'on | 213 | 3 | 29 | 19 | 18 | 135 | 362 | 497 | 8,497 | 9,276 | 18,520 | קריית טבעון |
| Qiryat Ye'arim | 28 | - | - | - | 2 | 11 | 47 | 58 | 1,106 | 1,194 | 6,471 | קריית יערים |
| Qiryat Eqron | 212 | 27 | 39 | 15 | 46 | 201 | 222 | 423 | 4,333 | 5,095 | 11,051 | קריית עקרון |
| Qarne Shomeron | 114 | 4 | 10 | 3 | 4 | 72 | 142 | 214 | 3,379 | 3,728 | 9,662 | קרני שומרון |
| Rame | 44 | 3 | 3 | - | 14 | 152 | 353 | 505 | 3,705 | 4,274 | 7,789 | ראמה |
| Rosh Pinna | 73 | 3 | 2 | - | 3 | 93 | 130 | 223 | 1,814 | 2,118 | 3,236 | ראש פינה |
| Reine | 139 | 56 | 10 | 20 | 32 | 312 | 725 | 1,037 | 5,939 | 7,233 | 19,266 | רינה |
| Rekhasim | 50 | - | 4 | 4 | 21 | 35 | 77 | 112 | 2,134 | 2,325 | 13,736 | רכסים |
| Ramat Yishay | 137 | 6 | 4 | - | 2 | 85 | 148 | 233 | 3,778 | 4,160 | 8,070 | רמת ישי |
| Shibli-Umm Al-Ghanam | 85 | 5 | 3 | 6 | 34 | 722 | 220 | 942 | 2,336 | 3,411 | 6,279 | שבלי-אום אל-גנם |
| Segev-Shalom | 42 | - | 6 | 4 | 14 | 85 | 266 | 351 | 2,079 | 2,496 | 11,865 | שגב-שלום |
| Shoham | 395 | 20 | 30 | 309 | 10 | 140 | 242 | 382 | 10,183 | 11,329 | 21,441 | שוהם |
| Shelomi | 151 | 2 | 6 | 21 | 24 | 70 | 153 | 223 | 3,048 | 3,475 | 7,055 | שלומי |
| Sha'ab | 37 | 2 | 3 | - | 20 | 114 | 303 | 417 | 2,788 | 3,267 | 7,381 | שעב |
| Tel Mond | 270 | 6 | 17 | 14 | 3 | 141 | 245 | 386 | 6,287 | 6,983 | 14,179 | תל מונד |
| Tel Sheva | 41 | 36 | 10 | 39 | 43 | 214 | 659 | 873 | 3,836 | 4,878 | 22,187 | תל שבע |

(1) The data are presented according to the **registered locality** (address) of the owner of the vehicle, and **not** of the actual user of the vehicle, **nor** by the locality in which the vehicle is used.

(2) The total includes Migdal Tefen and Neot Hovav.

(1) הנתונים מסווגים לפי **היישוב הרשום** (כתובת) של בעל הרכב - לא לפי מקום מגוריו של המשתמש בפועל ברכב, ואף לא לפי היישוב שבו הרכב פעיל.

(2) סך הכל כולל מגדל תפן ונאות חובב.

TABLE 9b. ELECTRICAL MOTOR VEHICLES REGISTERED IN LOCAL COUNCILS(1), BY TYPE OF VEHICLE

לוח 9b. כלי רכב מנועיים חשמליים הרשומים במועצות מקומיות(1), לפי סוג כלי רכב

| Local council | 2022 | | | | | | | | | | | מספרים מוחלטים | מועצה מקומית | |
|----------------------|-----------------|-----------------|-----------|------------|--------------|---------------|-----------------------------|----------|--------------|---|--|------------------|--------------------|---|
| | Type of vehicle | | | | | סוג כלי רכב | | | רכב פרטי | הנעה חשמלית - סך כולל Electrical propulsion - total | כלי רכב - סך כולל Vehicles Grand total | | | אוכלוסייה קבועה בסוף 2021 Permanent population at the end of 2021 |
| | אופנוע | כלי רכב מיוחד | מונית | אוטובוס | אוטובוס זעיר | משאית | | סך הכל | | | | | | |
| | Motor-cycle | Special vehicle | Taxi | Bus | Minibus | מעל 3.5 טונות | עד 3.5 טונות Up to 3.5 tons | | | | | | | |
| Total(2) | 131 | - | 12 | 257 | - | 2,023 | 5 | 6 | 6,373 | 6,779 | 617,619 | 1,372,213 | סך הכל(2) | |
| Abu Ghosh | - | - | - | - | - | - | - | - | 15 | 15 | 2,789 | 7,881 | אבו גוש | |
| Abu Sinan | - | - | - | - | - | - | - | - | 19 | 19 | 6,321 | 14,455 | אבו סנאן | |
| Even Yehuda | 7 | - | - | - | - | - | - | - | 171 | 178 | 7,492 | 14,267 | אבן יהודה | |
| Oranit | 3 | - | - | - | - | - | 1 | 1 | 128 | 132 | 4,628 | 9,113 | אורנית | |
| Azor | 3 | - | - | - | - | - | - | - | 59 | 62 | 7,146 | 13,473 | אזור | |
| Iksal | - | - | - | - | - | - | - | - | 18 | 18 | 6,958 | 15,146 | אכסאל | |
| Elyakhin | 1 | - | - | - | - | - | - | - | 13 | 14 | 1,803 | 3,461 | אליכין | |
| Alfe Menashe | 4 | - | - | - | - | - | - | - | 73 | 77 | 4,062 | 7,967 | אלפי מנשה | |
| Elqana | - | - | - | - | - | - | - | - | 33 | 33 | 1,794 | 4,071 | אלקנה | |
| I'billin | - | - | - | - | - | - | - | - | 15 | 15 | 6,213 | 13,693 | אעבלין | |
| Efrat | - | - | - | - | - | - | - | - | 39 | 39 | 4,291 | 11,804 | אפרת | |
| Bu'eine-Nujeidat | - | - | - | - | - | - | - | - | 12 | 12 | 4,284 | 10,137 | בוועינה-נוג'ידאת | |
| Bu'ata | - | - | - | - | - | - | - | - | 11 | 11 | 3,308 | 6,752 | בוקעאתא | |
| Bir El-Maksur | - | - | - | - | - | - | - | - | 5 | 5 | 4,319 | 9,960 | ביר אל-מכסור | |
| Bet El | - | - | - | - | - | - | - | - | 10 | 10 | 1,615 | 5,682 | בית אל | |
| Bet Arye | - | - | 1 | - | - | - | - | - | 44 | 45 | 2,870 | 5,409 | בית אריה | |
| Beit Jann | - | - | - | - | - | - | - | - | 49 | 49 | 5,514 | 12,307 | בית ג'ן | |
| Bet Dagan | 2 | - | - | 196 | - | - | - | - | 50 | 248 | 9,295 | 7,643 | בית דגן | |
| Bene Ayish | - | - | 2 | - | - | - | 1 | 1 | 396 | 399 | 32,454 | 6,895 | בני ע"ש | |
| Binyamina-Giv'at Ada | 2 | - | - | - | - | - | - | - | 124 | 126 | 6,724 | 16,074 | בנימינה-גבעת עדה | |
| Basma | - | - | - | - | - | - | - | - | 13 | 13 | 4,778 | 10,497 | בסמ"ה | |
| Basmat Tab'un | - | - | - | - | - | - | - | - | 4 | 4 | 3,333 | 8,069 | בסמת טבעון | |
| Bi'ne | - | - | - | - | - | - | - | - | 14 | 14 | 3,689 | 8,537 | בענה | |
| Giv'at Ze'ev | 2 | - | - | - | - | - | - | - | 128 | 130 | 7,024 | 20,034 | גבעת זאב | |
| Judeide-Maker | - | - | - | - | - | - | - | - | 21 | 21 | 9,181 | 21,508 | ג'דידה-מכר | |
| Gedera | 6 | - | 1 | - | - | - | 1 | 1 | 201 | 209 | 12,454 | 30,393 | גדרה | |
| Julis | - | - | - | - | - | - | - | - | 25 | 25 | 3,497 | 6,657 | ג'ולס | |
| Jaljulye | - | - | - | - | - | - | - | - | 12 | 12 | 4,986 | 10,480 | ג'לג'וליה | |
| Gan Yavne | 7 | - | - | - | - | - | - | - | 243 | 250 | 11,205 | 24,251 | גן יבנה | |
| Ganne Tiqwa | 7 | - | - | - | - | - | - | - | 185 | 192 | 10,512 | 22,694 | גני תקווה | |
| Jisr Az-Zarqa | - | - | - | - | - | - | - | - | 2 | 2 | 4,099 | 15,315 | ג'סר א-זרקא | |
| Jish(Gush Halav) | - | - | - | - | - | - | - | - | 11 | 11 | 1,594 | 3,153 | ג'ש (גוש חלב) | |
| Jatt | 1 | - | - | - | - | - | - | - | 34 | 35 | 5,720 | 12,473 | ג'ת | |
| Daliyat Al-Karmel | - | - | - | - | - | - | - | - | 107 | 107 | 8,951 | 18,061 | דאלית אל-כרמל | |
| Daburiyya | 1 | - | - | - | - | - | - | - | 29 | 30 | 5,251 | 10,782 | דבורייה | |
| Deir Al-Asad | - | - | - | - | - | - | - | - | 14 | 14 | 5,818 | 12,934 | דייר אל-אסד | |
| Deir Hanna | - | - | - | - | - | - | - | - | 6 | 6 | 4,918 | 10,599 | דייר חנא | |
| Har Adar | - | - | - | - | - | - | 1 | 1 | 81 | 82 | 2,351 | 4,107 | הר אדר | |
| Zikhron Ya'aqov | 8 | - | - | - | - | - | - | - | 266 | 274 | 10,848 | 23,858 | זכרון יעקב | |
| Zemer | - | - | - | - | - | - | - | - | 15 | 15 | 3,634 | 7,360 | זמר | |
| Zarzir | - | - | - | - | - | - | - | - | 7 | 7 | 2,709 | 8,412 | זרזיר | |
| Hura | - | - | - | - | - | - | - | - | 4 | 4 | 4,260 | 23,942 | חורה | |
| Hurfeish | - | - | - | - | - | - | - | - | 23 | 23 | 2,759 | 6,581 | חורפיש | |
| Hazor HaGelilit | 3 | - | - | - | - | - | - | - | 46 | 49 | 3,956 | 9,763 | חזור הגלילית | |
| Harish | 2 | - | 3 | - | - | - | - | - | 149 | 154 | 10,043 | 27,007 | חריש | |
| Tuba-Zangariyye | - | - | - | - | - | - | - | - | 3 | 3 | 2,940 | 7,011 | טובא-זנגרייה | |
| Tur'an | - | - | - | - | - | - | - | - | 13 | 13 | 6,630 | 14,655 | טורעאן | |
| Yanuh-Jat | 1 | - | - | - | - | - | - | - | 30 | 31 | 3,079 | 6,851 | יאנוח-ג'ת | |
| Yavne'el | - | - | - | - | - | - | - | - | 11 | 11 | 1,726 | 4,447 | יבנאל | |
| Yesud HaMa'ala | - | - | - | - | - | - | - | - | 15 | 15 | 1,127 | 1,804 | יסוד המעלה | |
| Yafi | - | - | - | - | - | - | - | - | 20 | 20 | 8,711 | 19,537 | יפיע | |
| Yeroham | 1 | - | - | - | - | - | - | - | 36 | 37 | 3,739 | 11,031 | ירוחם | |
| Yirka | 1 | - | - | - | - | - | - | - | 50 | 51 | 8,581 | 17,574 | ירכא | |
| Kabul | - | - | - | - | - | - | - | - | 18 | 18 | 5,449 | 14,474 | כאבול | |
| Kaokab Abu Al-Hija | - | - | - | - | - | - | - | - | 14 | 14 | 1,805 | 3,723 | כאוכב אבו אל-היג'א | |
| Kokhav Ya'ir | 9 | - | - | - | - | - | - | - | 120 | 129 | 5,725 | 8,950 | כוכב יאיר | |
| Kuseife | - | - | - | - | - | - | - | - | 3 | 3 | 2,475 | 23,219 | כסיפה | |
| Kisra-Sumei | - | - | - | - | - | - | - | - | 25 | 25 | 3,532 | 9,108 | כסרא-סמיע | |
| Ka'abiyje-Tabbash- | - | - | - | - | - | - | - | - | - | - | - | - | כעביה-טבאש- | |
| Hajjre | - | - | - | - | - | - | - | - | 3 | 3 | 2,448 | 5,732 | ח'ג'ארה | |
| Kafar Bara | - | - | - | - | - | - | - | - | 9 | 9 | 1,982 | 3,856 | כפר ברא | |
| Kefar Weradim | 3 | - | - | - | - | - | - | - | 85 | 88 | 3,006 | 5,531 | כפר ורדים | |
| Kafar Yasif | - | - | 1 | - | - | - | - | - | 33 | 34 | 5,516 | 10,324 | כפר יאסיף | |
| Kafar Kama | - | - | - | - | - | - | - | - | 13 | 13 | 1,669 | 3,479 | כפר כמא | |
| Kafar Kanna | - | - | - | - | - | - | - | - | 29 | 29 | 10,211 | 23,706 | כפר כנא | |

TABLE 9b. ELECTRICAL MOTOR VEHICLES REGISTERED IN LOCAL COUNCILS(1), BY TYPE OF VEHICLE (Cont.)

לוח 9ב. כלי רכב מנועיים חשמליים הרשומים במועצות מקומיות(1), לפי סוג כלי רכב (המשך)

| Local council | 2022 | | | | | | | | | | סוג כלי רכב | אוכלוסייה קבועה בסוף 2021 Permanent population at the end of 2021 | מועצה מקומית | | | |
|----------------------|-----------------|-----------------|-------|---------|--------------|--------------------------------|--------------------------------|--------|---|-----|-------------|--|--------------|-------------------------|--|---|
| | Type of vehicle | | | | | משאית | | | | | | | | רכב פרטי Private car | הנעה חשמלית - סך כולל Electrical propulsion - total | כלי רכב - סך כולל Vehicles Grand total |
| | אופנוע | כלי רכב מיוחד | מונית | אוטובוס | אוטובוס זעיר | Truck | | סך הכל | | | | | | | | |
| | Motor-cycle | Special vehicle | Taxi | Bus | Minibus | מעל 3.5 טונות Over 3.5 tons | עד 3.5 טונות Up to 3.5 tons | | | | | | | | | |
| Kafar Manda | - | - | - | - | - | - | - | - | - | 27 | 27 | 8,137 | 21,073 | כפר מנדא | | |
| Kafar Qara | 1 | - | - | - | - | - | - | - | - | 50 | 51 | 9,862 | 19,691 | כפר קרע | | |
| Kefar Shemaryahu | 1 | - | - | - | - | - | - | - | - | 94 | 95 | 1,483 | 1,948 | כפר שמריהו | | |
| Kefar Tavor | - | - | - | - | - | - | - | - | - | 51 | 51 | 2,514 | 4,426 | כפר תבור | | |
| Lehavim | 1 | - | - | - | - | - | - | - | - | 97 | 98 | 3,545 | 6,977 | להבים | | |
| Laqye | - | - | - | - | - | - | - | - | - | 6 | 6 | 4,166 | 15,294 | לקיה | | |
| Mevasseret Ziyyon | 4 | - | - | - | - | - | - | - | - | 160 | 164 | 12,739 | 24,943 | מבשרת ציון | | |
| Majd al-Kurum | - | - | - | - | - | - | - | - | - | 17 | 17 | 6,503 | 15,630 | מגדל אל-כרום | | |
| Migdal | - | - | - | - | - | - | - | - | - | 9 | 9 | 942 | 1,988 | מגדל | | |
| Majdal Shams | - | - | - | - | - | - | - | - | - | 36 | 36 | 6,188 | 11,404 | מגדל שמש | | |
| Mazkeret Batya | 5 | - | 1 | - | - | - | - | - | - | 114 | 120 | 7,147 | 15,424 | מזכרת בתיה | | |
| Mazra'a | - | - | - | - | - | - | - | - | - | 2 | 2 | 1,911 | 4,078 | מזרעה | | |
| Metula | 1 | - | - | - | - | - | - | - | - | 10 | 11 | 1,028 | 1,692 | מטולה | | |
| Metar | - | - | - | - | - | - | 1 | - | 1 | 205 | 206 | 5,342 | 10,566 | מיתר | | |
| Mas'ade | - | - | - | - | - | - | - | - | - | 8 | 8 | 2,182 | 3,812 | מסעדה | | |
| Mi'elya | - | - | - | - | - | - | - | - | - | 13 | 13 | 1,925 | 3,267 | מעליא | | |
| Ma'ale Efrayim | - | - | - | - | - | - | - | - | - | 5 | 5 | 549 | 1,318 | מעלה אפרים | | |
| Ma'ale Iron | - | - | - | - | - | - | - | - | - | 10 | 10 | 6,789 | 15,642 | מעלה עירון | | |
| Mizpe Ramon | 2 | - | - | - | - | - | - | - | - | 21 | 23 | 1,764 | 5,179 | מצפה רמון | | |
| Meshhed | - | - | - | - | - | - | - | - | - | 3 | 3 | 3,797 | 8,655 | משד | | |
| Nahef | - | - | - | - | - | - | - | - | - | 5 | 5 | 5,226 | 13,558 | נחף | | |
| Sajur | - | - | - | - | - | - | - | - | - | 10 | 10 | 1,923 | 4,425 | סאג'ור | | |
| Savyon | 3 | - | - | - | - | - | - | - | - | 236 | 239 | 3,287 | 4,051 | סביון | | |
| Ghajar | - | - | - | - | - | - | - | - | - | 1 | 1 | 873 | 2,745 | ע'ג'ר | | |
| Omer | - | - | - | - | - | - | - | - | - | 97 | 97 | 5,916 | 7,656 | עומר | | |
| Eilabun | - | - | - | - | - | - | - | - | - | 19 | 19 | 2,890 | 5,812 | עילבון | | |
| Ilut | - | - | - | - | - | - | - | - | - | 1 | 1 | 3,536 | 8,653 | עילוט | | |
| Ein Mahel | - | - | - | - | - | - | - | - | - | 12 | 12 | 5,315 | 13,748 | עין מאהל | | |
| Ein Qiniyye | - | - | - | - | - | - | - | - | - | 4 | 4 | 1,245 | 2,172 | עין קנייא | | |
| Immanu'el | - | - | - | - | - | - | - | - | - | 6 | 6 | 817 | 4,372 | עמנואל | | |
| Isifya | 1 | - | - | - | - | - | - | - | - | 58 | 59 | 5,976 | 12,746 | עספא | | |
| Ar'ara | 1 | - | - | - | - | - | - | - | - | 22 | 23 | 9,664 | 25,823 | ערעה | | |
| Ar'ara-BaNegev | - | - | - | - | - | - | - | - | - | 7 | 7 | 3,339 | 19,681 | ערעה-בנגב | | |
| Fureidis | 1 | - | - | - | - | - | - | - | - | 16 | 17 | 5,181 | 13,571 | פזרידיס | | |
| Fassuta | 1 | - | - | - | - | - | - | - | - | 29 | 30 | 1,750 | 3,236 | פסוטה | | |
| Peqi'in (Buqei'a) | - | - | - | - | - | - | - | - | - | 32 | 32 | 3,424 | 6,025 | פקיעין (בוקיעיה) | | |
| Pardes Hanna-Karkur | 7 | - | - | - | - | - | - | - | - | 215 | 222 | 19,007 | 44,210 | פרדס חנה-כרכור | | |
| Pardesiyya | - | - | - | - | - | - | - | - | - | 77 | 77 | 4,272 | 7,252 | פרדסיה | | |
| Qedumim | 1 | - | - | - | - | - | - | - | - | 22 | 23 | 1,557 | 4,590 | קדומים | | |
| Qadima- Zoran | 6 | - | - | - | - | - | - | - | - | 195 | 201 | 11,118 | 22,919 | קדימה-צורן | | |
| Qazrin | 1 | - | 2 | - | - | - | - | - | - | 46 | 49 | 3,756 | 7,606 | קצרין | | |
| Qiryat Arba | - | - | - | - | - | - | - | - | - | 8 | 8 | 1,895 | 7,498 | קריית ארבע | | |
| Qiryat Tiv'on | - | - | - | - | - | - | - | - | - | 103 | 103 | 9,276 | 18,520 | קריית טבעון | | |
| Qiryat Ye'arim | - | - | - | - | - | - | - | - | - | 19 | 19 | 1,194 | 6,471 | קריית יערים | | |
| Qiryat Eqron | 3 | - | 1 | - | - | - | 1 | 1 | 1 | 30 | 35 | 5,095 | 11,051 | קריית עקרון | | |
| Qarne Shomeron | 6 | - | - | - | - | - | - | - | - | 40 | 46 | 3,728 | 9,662 | קרני שומרון | | |
| Rame | - | - | - | - | - | - | - | - | - | 19 | 19 | 4,274 | 7,789 | ראמה | | |
| Rosh Pinna | - | - | - | - | - | - | - | - | - | 29 | 29 | 2,118 | 3,236 | ראש פינה | | |
| Reine | - | - | - | - | - | - | - | - | - | 10 | 10 | 7,233 | 19,266 | רינה | | |
| Rekhasim | 2 | - | - | - | - | - | - | - | - | 27 | 29 | 2,325 | 13,736 | רכסים | | |
| Ramat Yishay | 2 | - | - | - | - | - | - | - | - | 64 | 66 | 4,160 | 8,070 | רמת ישי | | |
| Shibli-Umm Al-Ghanam | - | - | - | - | - | - | - | - | - | 4 | 4 | 3,411 | 6,279 | שבלי-אום אל-גנם | | |
| Segev-Shalom | - | - | - | - | - | - | - | - | - | - | - | 2,496 | 11,865 | שגב-שלום | | |
| Shoham | 3 | - | - | 61 | - | - | - | - | - | 230 | 294 | 11,329 | 21,441 | שוהם | | |
| Shelomi | 1 | - | - | - | - | - | - | - | - | 63 | 64 | 3,475 | 7,055 | שלומי | | |
| Sha'ab | - | - | - | - | - | - | - | - | - | 4 | 4 | 3,267 | 7,381 | שעב | | |
| Tel Mond | 1 | - | - | - | - | - | - | - | - | 145 | 146 | 6,983 | 14,179 | תל מונד | | |
| Tel Sheva | - | - | - | - | - | - | - | - | - | 6 | 6 | 4,878 | 22,187 | תל שבע | | |

(1) The data are presented according to the **registered locality** (address) of the owner of the vehicle, and **not** of the actual user of the vehicle, **nor** by the locality in which the vehicle is used.
 (2) The total includes Migdal Tefen and Neot Hovav.

(1) הנתונים מסווגים לפי **היישוב הרשום** (כתובת) של בעל הרכב - לא לפי מקום מגוריו של המשתמש בפועל ברכב, ואף לא לפי היישוב שבו הרכב פעיל.
 (2) סך הכל כולל מגדל תפן ונאות חובב.

TABLE 10a. MOTOR VEHICLES REGISTERED IN REGIONAL COUNCILS(1), BY TYPE OF VEHICLE

לוח 10א. כלי רכב מנועיים הרשומים במועצות אזוריות(1), לפי סוג כלי רכב

| Regional council | 2022 | | | | | | | | | | מספרים מוחלטים | מועצה אזורית | |
|-------------------|-----------------------|----------------------------------|---------------|----------------|-------------------------|--------------------------------|--------------------------------|--------------------------|-----------------------------|------------------------|----------------|---------------|--|
| | Type of vehicle | | | | | סוג כלי רכב | | | | | | | אוכלוסייה קבועה בסוף 2021 Permanent population at the end of 2021 |
| | אופנוע Motor-cycle | כלי רכב מיוחד Special vehicle | מונית Taxi | אוטובוס Bus | אוטובוס זעיר Minibus | Truck | | משאית סך הכל Total | כלי רכב פרטי Private car | סך כולל Grand total | | | |
| | | | | | | מעל 3.5 טונות Over 3.5 tons | עד 3.5 טונות Up to 3.5 tons | | | | | | |
| Total | 16,119 | 558 | 1,085 | 1,465 | 1,303 | 19,290 | 28,516 | 47,806 | 422,600 | 490,936 | 983,282 | סך הכל | |
| Al-Kasum | 11 | 2 | 3 | 5 | 19 | 113 | 228 | 341 | 1,411 | 1,792 | 17,270 | אל-קסום | |
| Al-Batof | 17 | 5 | 5 | 15 | 36 | 112 | 245 | 357 | 2,589 | 3,024 | 8,409 | אל-בטוף | |
| Allona | 86 | 3 | 1 | 3 | 2 | 64 | 139 | 203 | 978 | 1,276 | 2,275 | אלונה | |
| Eshkol | 346 | 6 | 6 | 10 | 7 | 366 | 553 | 919 | 5,457 | 6,751 | 15,203 | אשכול | |
| Be'er Toviyya | 409 | 42 | 27 | 14 | 27 | 1,361 | 920 | 2,281 | 10,067 | 12,867 | 23,556 | באר טוביה | |
| Bustan El-Marj | 55 | 4 | 5 | 11 | 45 | 193 | 316 | 509 | 2,971 | 3,600 | 8,137 | בוסתן אל-מרג' | |
| Bene Shim'on | 168 | 2 | 67 | 10 | 6 | 206 | 162 | 368 | 3,669 | 4,290 | 11,417 | בני שמעון | |
| Brenner | 208 | 1 | 6 | 7 | 11 | 133 | 211 | 344 | 3,248 | 3,825 | 7,629 | ברנר | |
| Gederot | 149 | 1 | 4 | 6 | - | 202 | 144 | 346 | 2,447 | 2,953 | 5,191 | גדרות | |
| Golan | 365 | 5 | 3 | 3 | 12 | 271 | 911 | 1,182 | 7,341 | 8,911 | 19,186 | גולן | |
| Gush Ezyon | 258 | 3 | 9 | 171 | 105 | 118 | 434 | 552 | 7,704 | 8,802 | 25,691 | גוש עזיון | |
| Gezer | 524 | 25 | 21 | 15 | 18 | 661 | 762 | 1,423 | 11,845 | 13,871 | 27,621 | גזר | |
| Gan Rave | 232 | 3 | 10 | 8 | - | 147 | 220 | 367 | 2,994 | 3,614 | 6,261 | גן רווה | |
| Derom HaSharon | 1,016 | 42 | 129 | 60 | 18 | 849 | 996 | 1,845 | 14,649 | 17,759 | 34,322 | דרום השרון | |
| HaGilbo'a | 594 | 4 | 25 | 184 | 242 | 837 | 1,147 | 1,984 | 11,982 | 15,015 | 31,682 | הגלבע | |
| HaGalil HaElyon | 278 | 2 | 3 | 6 | 5 | 174 | 464 | 638 | 7,570 | 8,502 | 19,442 | הגליל העליון | |
| HaGalil HaTahton | 246 | 3 | 5 | 37 | 12 | 252 | 339 | 591 | 5,095 | 5,989 | 12,796 | הגליל התחתון | |
| HaArava HaTikhona | 175 | 2 | - | 12 | - | 96 | 434 | 530 | 1,602 | 2,321 | 3,725 | הערבה התיכונה | |
| Har Hevron | 65 | 2 | 2 | 65 | 15 | 103 | 202 | 305 | 2,999 | 3,453 | 10,079 | הר חברון | |
| Zevulun | 154 | 7 | 8 | 10 | 3 | 178 | 405 | 583 | 4,786 | 5,551 | 13,696 | זבולון | |
| Hevel Elot | 106 | 1 | 3 | 27 | 2 | 40 | 156 | 196 | 1,261 | 1,596 | 4,461 | חבל אילות | |
| Hevel Yavne | 51 | 2 | 5 | 6 | 4 | 152 | 107 | 259 | 1,857 | 2,184 | 6,864 | חבל יבנה | |
| Hevel Modi'in | 659 | 23 | 30 | 13 | 24 | 1,080 | 629 | 1,709 | 9,860 | 12,318 | 24,105 | חבל מודיעין | |
| Hof Ashqelon | 265 | 13 | 25 | 56 | 28 | 566 | 473 | 1,039 | 7,559 | 8,985 | 19,293 | חוף אשקלון | |
| Hof HaKarmel | 566 | 64 | 18 | 52 | 26 | 882 | 864 | 1,746 | 15,056 | 17,528 | 35,278 | חוף הכרמל | |
| Hof HaSahron | 399 | 4 | 9 | 1 | 26 | 391 | 457 | 848 | 5,961 | 7,248 | 13,418 | חוף השרון | |
| Yo'av | 158 | - | 2 | 3 | 6 | 133 | 203 | 336 | 3,405 | 3,910 | 9,130 | יואב | |
| Lev HaSharon | 543 | 6 | 21 | 36 | 10 | 438 | 753 | 1,191 | 10,323 | 12,130 | 23,671 | לב השרון | |
| Lakhish | 197 | 11 | 35 | 24 | 41 | 485 | 457 | 942 | 4,984 | 6,234 | 13,778 | לכיש | |
| Mevo'ot HaHermon | 173 | 4 | 13 | 8 | 11 | 197 | 336 | 533 | 3,764 | 4,506 | 7,566 | מבואות החרמון | |
| Megiddo | 218 | 3 | 6 | 21 | 7 | 163 | 282 | 445 | 4,498 | 5,198 | 12,153 | מגידו | |
| Megillot | 44 | - | - | 8 | 12 | 15 | 41 | 56 | 762 | 882 | 2,058 | מגילות | |
| Matte Asher | 624 | 4 | 21 | 2 | 12 | 598 | 852 | 1,450 | 12,043 | 14,156 | 30,843 | מטה אשר | |
| Matte Binyamin | 916 | 9 | 52 | 112 | 32 | 478 | 1,072 | 1,550 | 21,117 | 23,788 | 73,496 | מטה בנימין | |
| Matte Yehuda | 891 | 59 | 167 | 70 | 80 | 870 | 1,361 | 2,231 | 22,483 | 25,981 | 62,381 | מטה יהודה | |
| Menashe | 368 | 1 | 15 | 25 | 23 | 310 | 534 | 844 | 8,296 | 9,572 | 21,713 | מנשה | |
| Ma'ale Yosef | 243 | 3 | 108 | 18 | 50 | 307 | 418 | 725 | 5,168 | 6,315 | 11,604 | מעלה יוסף | |
| Merom HaGalil | 208 | 8 | 25 | 31 | 43 | 761 | 489 | 1,250 | 6,257 | 7,822 | 15,056 | מרום הגליל | |
| Merhavim | 199 | 12 | 13 | 4 | 15 | 291 | 263 | 554 | 4,845 | 5,642 | 13,927 | מרחבים | |
| Misgav | 305 | 5 | 55 | 40 | 56 | 198 | 676 | 874 | 11,777 | 13,112 | 30,053 | משגב | |
| Newe Midbar | 11 | - | 3 | 26 | 34 | 52 | 266 | 318 | 847 | 1,239 | 13,309 | נווה מדבר | |
| Nahal Soreq | 58 | - | 1 | 11 | 4 | 126 | 127 | 253 | 2,731 | 3,058 | 10,187 | נחל שורק | |
| Emeq HaYarden | 206 | 8 | 7 | 13 | 7 | 332 | 618 | 950 | 6,831 | 8,022 | 14,181 | עמק הירדן | |
| Emeq HaMa'ayanot | 193 | 1 | 6 | 4 | 2 | 281 | 347 | 628 | 5,210 | 6,044 | 14,375 | עמק המעינות | |
| Emeq Hefer | 1,025 | 111 | 19 | 26 | 10 | 1,090 | 1,295 | 2,385 | 18,264 | 21,840 | 42,672 | עמק חפר | |
| Emeq Yizre'el | 751 | 20 | 14 | 2 | 16 | 651 | 1,080 | 1,731 | 17,445 | 19,979 | 39,813 | עמק יזרעאל | |
| Emeq Lod | 353 | 7 | 18 | 13 | 15 | 551 | 3,064 | 3,615 | 69,605 | 73,626 | 15,986 | עמק לוד | |
| Arvot HaYarden | 132 | 1 | 2 | 23 | 10 | 106 | 337 | 443 | 2,220 | 2,831 | 6,133 | ערבות הירדן | |
| Ramat Negev | 132 | 1 | 2 | 8 | 1 | 84 | 245 | 329 | 2,266 | 2,739 | 7,728 | רמת נגב | |
| Sedot Negev | 80 | 7 | 15 | 14 | 29 | 324 | 300 | 624 | 3,891 | 4,660 | 11,060 | שדות נגב | |
| Shomeron | 470 | 3 | 25 | 100 | 59 | 499 | 732 | 1,231 | 12,630 | 14,518 | 49,958 | שומרון | |
| Sha'ar HaNegev | 116 | 2 | 1 | - | 2 | 84 | 140 | 224 | 3,203 | 3,548 | 9,071 | שער הנגב | |
| Shafir | 53 | 1 | 8 | 12 | 21 | 301 | 237 | 538 | 4,251 | 4,884 | 12,853 | שפיר | |
| Tamar | 50 | - | 2 | 4 | 2 | 18 | 73 | 91 | 526 | 675 | 1,520 | תמר | |

(1) The data are presented according to the registered locality (address) of the owner of the vehicle, and not of the actual user of the vehicle, nor by the locality in which the vehicle is used. (1) הנתונים מסווגים לפי היישוב הרשום (כתובת) של בעל הרכב - לא לפי מקום מגוריו של המשתמש בפועל ברכב, ואף לא לפי היישוב שבו הרכב פעיל.

TABLE 10b. ELECTRICAL MOTOR VEHICLES REGISTERED IN REGIONAL COUNCILS(1), BY TYPE OF VEHICLE

לוח 10ב. כלי רכב מנועיים חשמליים הרשומים במועצות אזוריות(1), לפי סוג כלי רכב

| Regional council | 2022 | | | | | | | | | | | מספרים מוחלטים | מועצה אזורית | |
|-------------------|-----------------|-----------------|----------|----------|--------------|---------------|--------------|-----------|--------------|-------------------------------|--|----------------|---------------|------------------------|
| | Type of vehicle | | | | | סוג כלי רכב | | | | | אוכלוסייה קבועה בסוף 2021 Permanent population at the end of 2021 | | | |
| | אופנוע | כלי רכב מיוחד | מונית | אוטובוס | אוטובוס זעיר | משאית | | | כלי רכב פרטי | הנעה חשמלית - סך הכל | | | | כלי רכב - סך כולל |
| | Motor-cycle | Special vehicle | Taxi | Bus | Minibus | מעל 3.5 טונות | עד 3.5 טונות | סך הכל | Private car | Electrical propulsion - total | | | | Vehicles - Grand total |
| Total | 279 | 0 | 8 | 0 | 6 | 2 | 14 | 16 | 7,383 | 7,692 | 490,936 | 983,282 | סך הכל | |
| Al-Kasum | - | - | - | - | - | - | - | - | - | - | 1,792 | 17,270 | אל-קסום | |
| Al-Batof | - | - | - | - | - | - | - | - | 7 | 7 | 3,024 | 8,409 | אל-בטוף | |
| Allona | 1 | - | - | - | - | - | - | - | 19 | 20 | 1,276 | 2,275 | אלונה | |
| Eshkol | 5 | - | - | - | - | - | - | - | 91 | 96 | 6,751 | 15,203 | אשכול | |
| Be'er Toviyya | 5 | - | - | - | - | - | - | - | 195 | 200 | 12,867 | 23,556 | באר טוביה | |
| Bustan El-Marj | - | - | - | - | - | - | - | - | 7 | 7 | 3,600 | 8,137 | בוסתן אל-מרג' | |
| Bene Shim'on | 5 | - | - | - | - | - | - | - | 96 | 101 | 4,290 | 11,417 | בני שמעון | |
| Brenner | - | - | - | - | - | - | - | - | 59 | 59 | 3,825 | 7,629 | ברנר | |
| Gederot | 2 | - | - | - | - | - | - | - | 79 | 81 | 2,953 | 5,191 | גדרות | |
| Golan | 3 | - | 1 | - | - | - | - | - | 136 | 140 | 8,911 | 19,186 | גולן | |
| Gush Ezyon | - | - | - | - | 4 | - | - | - | 121 | 125 | 8,802 | 25,691 | גוש עציון | |
| Gezer | 10 | - | - | - | - | - | - | - | 284 | 294 | 13,871 | 27,621 | גזר | |
| Gan Rawe | 4 | - | - | - | - | - | - | - | 111 | 115 | 3,614 | 6,261 | גן רווה | |
| Derom HaSharon | 14 | - | - | - | - | - | 2 | 2 | 327 | 343 | 17,759 | 34,322 | דרום השרון | |
| HaGilbo'a | 2 | - | - | - | 2 | - | - | - | 129 | 133 | 15,015 | 31,682 | הגלבע | |
| HaGalil HaElyon | 4 | - | - | - | - | - | - | - | 67 | 71 | 8,502 | 19,442 | הגליל העליון | |
| HaGalil HaTahton | - | - | - | - | - | - | - | - | 88 | 88 | 5,989 | 12,796 | הגליל התחתון | |
| HaArava HaTikhona | - | - | - | - | - | - | 1 | 1 | 21 | 22 | 2,321 | 3,725 | הערבה התיכונה | |
| Har Hevron | 1 | - | - | - | - | - | 1 | 1 | 66 | 68 | 3,453 | 10,079 | הר חברון | |
| Zevulun | 4 | - | - | - | - | - | - | - | 75 | 79 | 5,551 | 13,696 | זבולון | |
| Hevel Elot | 3 | - | - | - | - | - | - | - | 23 | 26 | 1,596 | 4,461 | חבל אילות | |
| Hevel Yavne | - | - | - | - | - | - | - | - | 59 | 59 | 2,184 | 6,864 | חבל יבנה | |
| Hevel Modi'in | 66 | - | - | - | - | - | 4 | 4 | 228 | 298 | 12,318 | 24,105 | חבל מודיעין | |
| Hof Ashqelon | 2 | - | - | - | - | - | - | - | 148 | 150 | 8,985 | 19,293 | חוף אשקלון | |
| Hof HaKarmel | 12 | - | - | - | - | - | - | - | 447 | 459 | 17,528 | 35,278 | חוף הכרמל | |
| Hof HaSahron | 18 | - | - | - | - | - | 1 | 1 | 194 | 213 | 7,248 | 13,418 | חוף השרון | |
| Yo'av | 1 | - | - | - | - | - | - | - | 69 | 70 | 3,910 | 9,130 | יואב | |
| Lev HaSharon | 18 | - | 1 | - | - | - | - | - | 229 | 248 | 12,130 | 23,671 | לב השרון | |
| Lakhish | 8 | - | - | - | - | - | - | - | 107 | 115 | 6,234 | 13,778 | לכיש | |
| Mevot HaHermon | - | - | 1 | - | - | - | - | - | 65 | 66 | 4,506 | 7,566 | מבואות החרמון | |
| Megiddo | 8 | - | - | - | - | - | - | - | 62 | 70 | 5,198 | 12,153 | מגידו | |
| Megillot | 3 | - | - | - | - | - | - | - | 24 | 27 | 882 | 2,058 | מגילות | |
| Matte Asher | 4 | - | - | - | - | - | - | - | 190 | 194 | 14,156 | 30,843 | מטה אשר | |
| Matte Binyamin | 4 | - | - | - | - | - | 1 | 1 | 443 | 448 | 23,788 | 73,496 | מטה בנימין | |
| Matte Yehuda | 4 | - | 1 | - | - | - | 1 | 1 | 501 | 507 | 25,981 | 62,381 | מטה יהודה | |
| Menashe | 18 | - | - | - | - | - | - | - | 125 | 143 | 9,572 | 21,713 | מנשה | |
| Ma'ale Yosef | 2 | - | - | - | - | - | - | - | 116 | 118 | 6,315 | 11,604 | מעלה יוסף | |
| Merom HaGalil | 3 | - | - | - | - | - | - | - | 87 | 90 | 7,822 | 15,056 | מרום הגליל | |
| Merhavim | 1 | - | - | - | - | - | - | - | 76 | 77 | 5,642 | 13,927 | מרחבים | |
| Misgav | 3 | - | 3 | - | - | - | - | - | 244 | 250 | 13,112 | 30,053 | משגב | |
| Newe Midbar | - | - | - | - | - | - | - | - | - | - | 1,239 | 13,309 | נווה מדבר | |
| Nahal Soreq | - | - | - | - | - | - | - | - | 72 | 72 | 3,058 | 10,187 | נחל שורק | |
| Emeq HaYarden | 2 | - | - | - | - | - | - | - | 73 | 75 | 8,022 | 14,181 | עמק הירדן | |
| Emeq HaMa'ayanot | 2 | - | - | - | - | - | - | - | 44 | 46 | 6,044 | 14,375 | עמק המעינות | |
| Emeq Hefer | 11 | - | - | - | - | - | 1 | 1 | 375 | 387 | 21,840 | 42,672 | עמק חפר | |
| Emeq Yizre'el | 8 | - | - | - | - | - | - | - | 347 | 355 | 19,979 | 39,813 | עמק יזרעאל | |
| Arvot HaYarden | 2 | - | - | - | - | - | 1 | 1 | 34 | 37 | 2,831 | 6,133 | ערבות הירדן | |
| Ramat Negev | - | - | - | - | - | - | - | - | 53 | 53 | 2,739 | 7,728 | רמת נגב | |
| Sedot Dan | 4 | - | - | - | - | - | - | - | 462 | 466 | 73,626 | 15,986 | שדות דן | |
| Sedot Negev | - | - | - | - | - | 1 | 1 | 2 | 102 | 104 | 4,660 | 11,060 | שדות נגב | |
| Shomeron | 8 | - | 1 | - | - | 1 | - | 1 | 284 | 294 | 14,518 | 49,958 | שומרון | |
| Sha'ar HaNegev | 3 | - | - | - | - | - | - | - | 45 | 48 | 3,548 | 9,071 | שער הנגב | |
| Shafir | 1 | - | - | - | - | - | - | - | 58 | 59 | 4,884 | 12,853 | שפיר | |
| Tamar | - | - | - | - | - | - | - | - | 19 | 19 | 675 | 1,520 | תמר | |

(1) The data are presented according to the **registered locality** (address) of the owner of the vehicle, and **not** of the actual user of the vehicle, **nor** by the locality in which the vehicle is used.

(1) הנתונים מסווגים לפי **היישוב הרשום** (כתובת) של בעל הרכב - **לא** לפי מקום מגוריו של המשתמש בפועל ברכב, **ואף לא** לפי היישוב שבו הרכב פעיל.

TABLE 11a. MOTOR VEHICLES, BY DISTRICT, SUB-DISTRICT (S.D.), NATURAL REGION(1) AND TYPE OF VEHICLE

לוח 11א. כלי רכב מנועיים, לפי מחוז, נפה, אזור טבעי(1) וסוג כלי רכב

| District, sub-district and natural region | 2022 | | | | | | | | | | מחוז, נפה ואזור טבעי |
|---|-----------------------|----------------------------------|---------------|----------------|-------------------------|--------------------------------|--------------------------------|-----------------|-----------------------------|------------------------|----------------------|
| | אופנוע Motor-cycle | כלי רכב מיוחד Special vehicle | מונית Taxi | אוטובוס Bus | אוטובוס זעיר Minibus | משאית Truck | | | כלי רכב פרטי Private car | סך כולל Grand total | |
| | | | | | | מעל 3.5 טונות Over 3.5 tons | עד 3.5 טונות Up to 3.5 tons | סך הכל Total | | | |
| Grand total | 163,680 | 6,740 | 22,413 | 23,999 | 15,295 | 123,416 | 184,742 | 308,158 | 3,433,026 | 3,973,311 | סך כולל |
| Jerusalem District | 17,529 | 457 | 3,280 | 2,260 | 2,527 | 9,739 | 17,843 | 27,582 | 302,058 | 355,693 | מחוז ירושלים |
| Judean Mountains | 16,728 | 403 | 2,971 | 2,013 | 2,303 | 8,694 | 16,320 | 25,014 | 270,776 | 320,208 | הרי יהודה |
| Judean Foothills | 801 | 54 | 309 | 247 | 224 | 1,045 | 1,523 | 2,568 | 31,282 | 35,485 | שפלת יהודה |
| Northern District | 17,041 | 837 | 2,160 | 4,205 | 3,103 | 25,230 | 44,674 | 69,904 | 563,395 | 660,645 | מחוז הצפון |
| Zefat S.D. | 1,559 | 76 | 228 | 180 | 221 | 1,855 | 2,880 | 4,735 | 43,845 | 50,844 | נפת צפת |
| Hula Valley | 634 | 14 | 42 | 83 | 69 | 573 | 1,098 | 1,671 | 16,966 | 19,479 | עמק חולה |
| Eastern Upper Galilee | 618 | 17 | 146 | 63 | 111 | 675 | 1,086 | 1,761 | 16,804 | 19,520 | גליל עליון מזרחי |
| Hazor Region | 307 | 45 | 40 | 34 | 41 | 607 | 696 | 1,303 | 10,075 | 11,845 | אזור חצור |
| Kinneret S.D. | 1,685 | 68 | 157 | 167 | 168 | 1,743 | 3,017 | 4,760 | 44,068 | 51,073 | נפת כנרת |
| Kinnerot | 1,021 | 36 | 106 | 84 | 91 | 931 | 1,355 | 2,286 | 23,013 | 26,637 | כנרות |
| Eastern Lower Galilee | 664 | 32 | 51 | 83 | 77 | 812 | 1,662 | 2,474 | 21,055 | 24,436 | גליל תחתון מזרחי |
| Yizre'el S.D. | 5,964 | 297 | 580 | 1,828 | 996 | 10,504 | 15,610 | 26,114 | 198,874 | 234,653 | נפת יזרעאל |
| Bet She'an Valley | 452 | 6 | 26 | 43 | 31 | 477 | 615 | 1,092 | 11,973 | 13,623 | עמק בית שאן |
| Harod Valley | 245 | - | 10 | 5 | 34 | 164 | 370 | 534 | 4,597 | 5,425 | עמק חרוד |
| Kokhav Plateau | 148 | 1 | 11 | 56 | 102 | 407 | 539 | 946 | 5,123 | 6,387 | רמת כוכב |
| Yizre'el Valley | 1,314 | 48 | 96 | 242 | 204 | 1,319 | 1,855 | 3,174 | 34,105 | 39,183 | עמק יזרעאל |
| Yoqne'am Region | 504 | 12 | 33 | 198 | 48 | 395 | 596 | 991 | 15,703 | 17,489 | אזור יקנעם |
| Menashe Plateau | 99 | 3 | 5 | 1 | - | 80 | 125 | 205 | 2,352 | 2,665 | רמת מנשה |
| Nazareth-Tir'an Mountains | 3,202 | 227 | 399 | 1,283 | 577 | 7,662 | 11,510 | 19,172 | 125,021 | 149,881 | הרי נצרת-תירען |
| Akko S.D. | 7,200 | 370 | 1,164 | 1,947 | 1,592 | 9,990 | 19,968 | 29,958 | 255,381 | 297,612 | נפת עכו |
| Shefar'am Region | 1,547 | 147 | 394 | 339 | 689 | 3,729 | 8,745 | 12,474 | 88,140 | 103,730 | אזור שפרעם |
| Karmi'el Region | 1,101 | 86 | 215 | 985 | 384 | 2,125 | 3,054 | 5,179 | 44,676 | 52,626 | אזור כרמיאל |
| Yehi'am Region | 1,140 | 65 | 218 | 339 | 267 | 1,404 | 3,692 | 5,096 | 42,420 | 49,545 | אזור יחיעם |
| Elon Region | 238 | 7 | 37 | 33 | 38 | 401 | 749 | 1,150 | 9,082 | 10,585 | אזור אילון |
| Nahariyya Region | 2,102 | 41 | 162 | 239 | 154 | 1,407 | 2,284 | 3,691 | 43,035 | 49,424 | אזור נהרייה |
| Akko Region | 1,072 | 24 | 138 | 12 | 60 | 924 | 1,444 | 2,368 | 28,028 | 31,702 | אזור עכו |
| Golan S.D. | 633 | 26 | 31 | 83 | 126 | 1,138 | 3,199 | 4,337 | 21,227 | 26,463 | נפת גולן |
| Hermon Region | 106 | 10 | 8 | 22 | 35 | 428 | 1,180 | 1,608 | 5,791 | 7,580 | אזור החרמון |
| Northern Golan | 142 | 9 | 8 | 25 | 57 | 412 | 1,131 | 1,543 | 6,599 | 8,383 | גולן צפוני |
| Middle Golan | 211 | 4 | 13 | 34 | 27 | 153 | 486 | 639 | 5,270 | 6,198 | גולן תיכון |
| Southern Golan | 174 | 3 | 2 | 2 | 7 | 145 | 402 | 547 | 3,567 | 4,302 | גולן דרומי |

TABLE 11a. MOTOR VEHICLES, BY DISTRICT, SUB-DISTRICT (S.D.), NATURAL REGION(1) AND TYPE OF VEHICLE (Cont.)

לוח 11א. כלי רכב מנועיים, לפי מחוז, נפה, אזור טבעי(1) וסוג כלי רכב (המשך)

| District, sub-district and natural region | 2022 | | | | | | | | | | מספרים מוחלטים | |
|---|-----------------|---------------|--------------|--------------|--------------|---------------|----------------|---------------|------------------|------------------|-------------------------------|----------------------|
| | אופנוע | כלי רכב מיוחד | מונית | אוטובוס | אוטובוס זעיר | משאית | | | כלי רכב פרטי | סך כולל | | מחוז, נפה ואזור טבעי |
| | | | | | | מעל 3.5 טונות | עד 3.5 טונות | סך הכל | | | | |
| Motor-cycle | Special vehicle | Taxi | Bus | Minibus | Truck | Over 3.5 tons | Up to 3.5 tons | Total | Private car | Grand total | | |
| Haifa District | 13,352 | 792 | 1,757 | 1,224 | 1,376 | 13,740 | 23,170 | 36,910 | 420,096 | 475,507 | מחוז חיפה | |
| Haifa S.D. | 6,168 | 524 | 1,145 | 680 | 518 | 6,972 | 11,008 | 17,980 | 238,192 | 265,207 | נפת חיפה | |
| Hadera S.D. | 7,184 | 268 | 612 | 544 | 858 | 6,768 | 12,162 | 18,930 | 181,904 | 210,300 | נפת חדרה | |
| Karmel Coast | 454 | 10 | 18 | 62 | 44 | 551 | 815 | 1,366 | 12,107 | 14,061 | חוף הכרמל | |
| Zikhron Ya'aqov Region | 430 | 10 | 20 | 8 | 55 | 316 | 554 | 870 | 11,985 | 13,378 | אזור זכרון יעקב | |
| Alexander Mountain | 2,348 | 61 | 121 | 213 | 261 | 2,390 | 5,719 | 8,109 | 58,717 | 69,830 | הר אלכסנדר | |
| Hadera Region | 3,952 | 187 | 453 | 261 | 498 | 3,511 | 5,074 | 8,585 | 99,095 | 113,031 | אזור חדרה | |
| Central District | 43,235 | 1,900 | 6,706 | 9,031 | 3,323 | 39,855 | 45,576 | 85,431 | 1,045,764 | 1,195,390 | מחוז המרכז | |
| Sharon S.D. | 9,102 | 344 | 1,166 | 391 | 780 | 7,480 | 11,307 | 18,787 | 191,320 | 221,890 | נפת השרון | |
| Western Sharon | 7,682 | 154 | 968 | 227 | 357 | 4,330 | 6,582 | 10,912 | 143,993 | 164,293 | מערב השרון | |
| Eastern Sharon | 1,420 | 190 | 198 | 164 | 423 | 3,150 | 4,725 | 7,875 | 47,327 | 57,597 | מזרח השרון | |
| Petah Tiqwa S.D. | 17,141 | 498 | 1,881 | 2,151 | 926 | 11,915 | 12,388 | 24,303 | 310,854 | 357,754 | נפת פתח תקווה | |
| Southern Sharon | 5,681 | 138 | 407 | 1,437 | 251 | 2,896 | 4,517 | 7,413 | 127,094 | 142,421 | דרום השרון | |
| Petah Tiqwa Region | 11,460 | 360 | 1,474 | 714 | 675 | 9,019 | 7,871 | 16,890 | 183,760 | 215,333 | אזור פתח תקווה | |
| Ramla S.D. | 5,350 | 235 | 1,084 | 5,264 | 965 | 8,776 | 10,902 | 19,678 | 243,421 | 275,997 | נפת רמלה | |
| Modi'in Region | 1,367 | 25 | 173 | 767 | 92 | 1,260 | 1,050 | 2,310 | 42,264 | 46,998 | אזור מודיעין | |
| Ramla Region | 3,983 | 210 | 911 | 4,497 | 873 | 7,516 | 9,852 | 17,368 | 201,157 | 228,999 | אזור רמלה | |
| Rehovot S.D. | 11,642 | 823 | 2,575 | 1,225 | 652 | 11,684 | 10,979 | 22,663 | 300,169 | 339,749 | נפת רחובות | |
| Rehovot Region | 4,699 | 120 | 1,056 | 169 | 311 | 3,996 | 5,360 | 9,356 | 147,191 | 162,902 | אזור רחובות | |
| Rishon LeZiyyon Region | 6,943 | 703 | 1,519 | 1,056 | 341 | 7,688 | 5,619 | 13,307 | 152,978 | 176,847 | אזור ראשון לציון | |
| Tel Aviv District | 56,590 | 2,079 | 4,671 | 3,635 | 1,373 | 12,344 | 20,522 | 32,866 | 583,791 | 685,005 | מחוז תל אביב | |
| Southern District | 11,521 | 604 | 3,361 | 2,878 | 3,085 | 19,530 | 26,840 | 46,370 | 402,005 | 469,824 | מחוז הדרום | |
| Ashqelon S.D. | 5,068 | 263 | 1,515 | 643 | 1,067 | 9,148 | 7,889 | 17,037 | 183,991 | 209,584 | נפת אשקלון | |
| Mal'akhi Region | 711 | 58 | 72 | 71 | 130 | 2,350 | 1,575 | 3,925 | 23,878 | 28,845 | אזור מלאכי | |
| Lakhish Region | 557 | 20 | 218 | 136 | 204 | 1,201 | 1,249 | 2,450 | 24,193 | 27,778 | אזור לביש | |
| Ashdod Region | 1,614 | 70 | 622 | 120 | 355 | 2,443 | 2,058 | 4,501 | 62,759 | 70,041 | אזור אשדוד | |
| Ashqelon Region | 2,186 | 115 | 603 | 316 | 378 | 3,154 | 3,007 | 6,161 | 73,161 | 82,920 | אזור אשקלון | |
| Be'er Sheva S.D. | 6,453 | 341 | 1,846 | 2,235 | 2,018 | 10,382 | 18,951 | 29,333 | 218,014 | 260,240 | נפת באר שבע | |
| Gerar Region | 471 | 29 | 208 | 63 | 96 | 1,080 | 1,052 | 2,132 | 19,929 | 22,928 | אזור גרר | |
| Besor Region | 692 | 25 | 66 | 741 | 79 | 768 | 1,087 | 1,855 | 17,054 | 20,512 | אזור בשור | |
| Be'er Sheva Region | 2,672 | 238 | 821 | 1,265 | 1,700 | 7,086 | 13,470 | 20,556 | 138,393 | 165,645 | אזור באר שבע | |
| Arava & Dead Sea Region | 2,004 | 37 | 556 | 93 | 41 | 777 | 1,685 | 2,462 | 22,442 | 27,635 | אזור הערבה וים המלח | |
| Negev Mountain | 614 | 12 | 195 | 73 | 102 | 671 | 1,657 | 2,328 | 20,196 | 23,520 | הר הנגב | |
| Judea and Samaria Area(2) | 4,202 | 61 | 452 | 649 | 460 | 2,554 | 5,711 | 8,265 | 111,322 | 125,411 | אזור יהודה והשומרון(2) | |
| Not known | 210 | 10 | 26 | 117 | 48 | 424 | 406 | 830 | 4,595 | 5,836 | לא ידוע | |

(1) The data are presented according to the **registered locality** (address) of the owner of the vehicle, and **not** of the actual user of the vehicle, **nor** by the locality in which the vehicle is used.

(1) הנתונים מסווגים לפי **היישוב הרשום** (כתובת) של בעל הרכב - לא לפי מקום מגוריו של המשתמש בפועל ברכב, ואף לא לפי היישוב שבו הרכב פעיל.

(2) Israeli localities.

(2) יישובים ישראליים.

**TABLE 11b. ELECTRICAL MOTOR VEHICLES, BY DISTRICT, SUB-DISTRICT (S.D.),
NATURAL REGION(1) AND TYPE OF VEHICLE**
**לוח 11ב. כלי רכב מנועיים חשמליים, לפי מחוז, נפה,
אזור טבעי(1) וסוג כלי רכב**

| Absolute numbers District, sub-district and natural region | 2022 | | | | | | | | | | מספרים מוחלטים | | מחוז, נפה ואזור טבעי |
|--|---------------------------|---|---------------|----------------|----------------------------|---|---|--------------------|-----------------------------------|---|--|---------------------|-------------------------|
| | אופנוע Motor- cycle | כלי רכב מיוחד Special vehicle | מונית Taxi | אוטובוס Bus | אוטובוס זעיר Minibus | משאית | | | כלי רכב פרטי Private car | הנעה חשמלית - סך הכל Electrical propulsion - total | כלי רכב - סך כולל Vehicles - Grand total | | |
| | | | | | | מעל טונות 3.5 Over 3.5 tons | עד טונות 3.5 Up to 3.5 tons | סך הכל Total | | | | | |
| Grand total | 2,606 | - | 100 | 593 | 16 | 31 | 116 | 147 | 41,808 | 45,270 | 3,973,311 | סך כולל | |
| Jerusalem District | 157 | - | 4 | 1 | 1 | 3 | 15 | 18 | 2,429 | 2,610 | 355,693 | מחוז ירושלים | |
| Judean Mountains | 151 | - | 2 | 1 | 1 | 3 | 14 | 17 | 1,849 | 2,021 | 320,208 | הרי יהודה | |
| Judean Foothills | 6 | - | 2 | - | - | - | 1 | 1 | 580 | 589 | 35,485 | שפלת יהודה | |
| Northern District | 112 | - | 13 | 82 | 2 | - | 4 | 4 | 4,814 | 5,027 | 661,764 | מחוז הצפון | |
| Zefat S.D. | 19 | - | 1 | - | - | - | - | - | 461 | 481 | 51,939 | נפת צפת | |
| Hula Valley | 6 | - | - | - | - | - | - | - | 124 | 130 | 19,479 | עמק חולה | |
| Eastern Upper Galilee | 10 | - | 1 | - | - | - | - | - | 199 | 210 | 19,520 | גליל עליון מזרחי | |
| Hazor Region | 3 | - | - | - | - | - | - | - | 124 | 127 | 11,845 | אזור חצור | |
| Central Lower Galilee | - | - | - | - | - | - | - | - | 14 | 14 | 1,095 | גליל תחתון מרכזי | |
| Kinneret S.D. | 7 | - | 4 | - | - | - | 1 | 1 | 472 | 484 | 51,073 | נפת כנרת | |
| Kinnerot | 7 | - | 4 | - | - | - | 1 | 1 | 235 | 247 | 26,637 | כנרת | |
| Eastern Lower Galilee | - | - | - | - | - | - | - | - | 237 | 237 | 24,436 | גליל תחתון מזרחי | |
| Yizre'el S.D. | 34 | - | - | 55 | 2 | - | 1 | 1 | 1,539 | 1,631 | 234,653 | נפת יזרעאל | |
| Bet She'an Valley | 3 | - | - | - | - | - | - | - | 106 | 109 | 13,623 | עמק בית שאן | |
| Harod Valley | 1 | - | - | - | 2 | - | - | - | 51 | 54 | 5,425 | עמק חרוד | |
| Kokhav Plateau | - | - | - | - | - | - | - | - | 26 | 26 | 6,387 | רמת כוכב | |
| Yizre'el Valley | 15 | - | - | - | - | - | - | - | 353 | 368 | 39,183 | עמק יזרעאל | |
| Yoqne'am Region | 3 | - | - | 53 | - | - | - | - | 262 | 318 | 17,489 | אזור יקנעם | |
| Menashe Plateau | 3 | - | - | - | - | - | - | - | 27 | 30 | 2,665 | רמת מנשה | |
| Nazareth-Tir'an Mountains | 9 | - | - | 2 | - | - | 1 | 1 | 714 | 726 | 149,881 | הרי נצרת-תירען | |
| Akko S.D. | 48 | - | 5 | 27 | - | - | 2 | 2 | 2,100 | 2,182 | 297,612 | נפת עכו | |
| Shefar'am Region | 1 | - | 3 | - | - | - | - | - | 395 | 399 | 103,730 | אזור שפרעם | |
| Karmi'el Region | 10 | - | 1 | 27 | - | - | - | - | 338 | 376 | 52,626 | אזור כרמיאל | |
| Yehi'am Region | 10 | - | - | - | - | - | - | - | 557 | 567 | 49,545 | אזור יחינם | |
| Elon Region | 3 | - | - | - | - | - | - | - | 117 | 120 | 10,585 | אזור אילון | |
| Nahariyya Region | 14 | - | 1 | - | - | - | 1 | 1 | 465 | 481 | 49,424 | אזור נהרייה | |
| Akko Region | 10 | - | - | - | - | - | 1 | 1 | 228 | 239 | 31,702 | אזור עכו | |
| Golan S.D. | 4 | - | 3 | - | - | - | - | - | 242 | 249 | 26,487 | נפת גולן | |
| Hermon Region | - | - | - | - | - | - | - | - | 40 | 40 | 7,580 | אזור החרמון | |
| Northern Golan | 1 | - | - | - | - | - | - | - | 53 | 54 | 8,407 | גולן צפוני | |
| Middle Golan | 2 | - | 3 | - | - | - | - | - | 92 | 97 | 6,198 | גולן תיכון | |
| Southern Golan | 1 | - | - | - | - | - | - | - | 57 | 58 | 4,302 | גולן דרומי | |

**TABLE 11b. ELECTRICAL MOTOR VEHICLES, BY DISTRICT, SUB-DISTRICT (S.D.),
NATURAL REGION(1) AND TYPE OF VEHICLE (Cont.)**
**לוח 11ב. כלי רכב מנועיים חשמליים, לפי מחוז, נפה,
אזור טבעי(1) וסוג כלי רכב (המשך)**

| Absolute numbers District, sub-district and natural region | 2022 | | | | | | | | | | | מספרים מוחלטים מחוז, נפה ואזור טבעי |
|--|---------------------------|---|---------------|----------------|----------------------------|--------------------------------------|--------------------------------------|-----------------|-----------------------------------|---|--|---|
| | אופנוע Motor- cycle | כלי רכב מיוחד Special vehicle | מונית Taxi | אוטובוס Bus | אוטובוס זעיר Minibus | משאית Truck | | | כלי רכב פרטי Private car | הנעה חשמלית - סך הכל Electrical propulsion - total | כלי רכב - סך כולל Vehicles - Grand total | |
| | | | | | | מעל 3.5 טונות Over 3.5 tons | עד 3.5 טונות Up to 3.5 tons | סך הכל Total | | | | |
| Haifa District | 169 | - | 8 | - | - | 6 | 12 | 18 | 4,762 | 4,957 | 475,507 | מחוז חיפה |
| Haifa S.D. | 101 | - | 5 | - | - | 6 | 9 | 15 | 2,717 | 2,838 | 265,207 | נפת חיפה |
| Hadera S.D. | 68 | - | 3 | - | - | - | 3 | 3 | 2,045 | 2,119 | 210,300 | נפת חדרה |
| Karmel Coast | 6 | - | - | - | - | - | - | - | 186 | 192 | 14,061 | חוף הכרמל |
| Zikhron Ya'aqov Region | 11 | - | - | - | - | - | - | - | 322 | 333 | 13,378 | אזור זכרון יעקב |
| Alexander Mountain | 6 | - | 3 | - | - | - | - | - | 361 | 370 | 69,830 | הר אלכסנדר |
| Hadera Region | 45 | - | - | - | - | - | 3 | 3 | 1,176 | 1,224 | 113,031 | אזור חדרה |
| Central District | 782 | - | 34 | 353 | 5 | 6 | 46 | 52 | 15,051 | 16,277 | 1,195,390 | מחוז המרכז |
| Sharon S.D. | 104 | - | 7 | 3 | - | - | 8 | 8 | 2,632 | 2,754 | 221,890 | נפת השרון |
| Western Sharon | 95 | - | 7 | 3 | - | - | 8 | 8 | 2,375 | 2,488 | 164,293 | מערב השרון |
| Eastern Sharon | 9 | - | - | - | - | - | - | - | 257 | 266 | 57,597 | מזרח השרון |
| Petah Tiqwa S.D. | 332 | - | 5 | 9 | - | 3 | 16 | 19 | 4,747 | 5,112 | 357,754 | נפת פתח תקווה |
| Southern Sharon | 124 | - | 2 | 6 | - | - | 8 | 8 | 1,978 | 2,118 | 142,421 | דרום השרון |
| Petah Tiqwa Region | 208 | - | 3 | 3 | - | 3 | 8 | 11 | 2,769 | 2,994 | 215,333 | אזור פתח תקווה |
| Ramla S.D. | 119 | - | - | 337 | - | 2 | 7 | 9 | 3,117 | 3,586 | 275,997 | נפת רמלה |
| Modi'in Region | 17 | - | - | 32 | - | - | 3 | 3 | 1,010 | 1,062 | 46,998 | אזור מודיעין |
| Ramla Region | 102 | - | 4 | 305 | - | 2 | 4 | 6 | 2,107 | 2,524 | 228,999 | אזור רמלה |
| Rehovot S.D. | 227 | - | 18 | 4 | 5 | 1 | 15 | 16 | 4,555 | 4,825 | 339,749 | נפת רחובות |
| Rehovot Region | 66 | - | 9 | - | - | - | 6 | 6 | 2,141 | 2,222 | 162,902 | אזור רחובות |
| Rishon LeZiyyon Region | 161 | - | 9 | 4 | 5 | 1 | 9 | 10 | 2,414 | 2,603 | 176,847 | אזור ראשון לציון |
| Tel Aviv District | 1,195 | - | 9 | 149 | 3 | 7 | 23 | 30 | 7,934 | 9,320 | 685,005 | מחוז תל אביב |
| Tel Aviv Region | 760 | - | 4 | 142 | 2 | 5 | 17 | 22 | 5,418 | 6,348 | 339,438 | אזור תל אביב |
| Ramat Gan Region | 173 | - | 3 | 1 | - | 2 | 4 | 6 | 1,622 | 1,805 | 187,072 | אזור רמת גן |
| Holon Region | 262 | - | 2 | 6 | 1 | - | 2 | 2 | 894 | 1,167 | 158,495 | אזור חולון |
| Southern District | 139 | - | 26 | 8 | 1 | 7 | 11 | 18 | 4,769 | 4,961 | 469,824 | מחוז הדרום |
| Ashqelon S.D. | 84 | - | 12 | - | 1 | 2 | 2 | 4 | 2,373 | 2,474 | 209,584 | נפת אשקלון |
| Mal'akhi Region | 9 | - | - | - | 1 | - | - | - | 381 | 391 | 28,845 | אזור מלאכי |
| Lakhish Region | 14 | - | 1 | - | - | 2 | - | 2 | 313 | 330 | 27,778 | אזור לכיש |
| Ashdod Region | 34 | - | 3 | - | - | - | 2 | 2 | 794 | 833 | 70,041 | אזור אשדוד |
| Ashqelon Region | 27 | - | 8 | - | - | - | - | - | 885 | 920 | 82,920 | אזור אשקלון |
| Be'er Sheva S.D. | 55 | - | 14 | 8 | - | 5 | 9 | 14 | 2,396 | 2,487 | 260,240 | נפת באר שבע |
| Gerar Region | 6 | - | - | - | - | 2 | 1 | 3 | 373 | 382 | 22,928 | אזור גרר |
| Besor Region | 7 | - | - | 8 | - | 2 | - | 2 | 299 | 316 | 20,512 | אזור בשור |
| Be'er Sheva Region | 19 | - | 6 | - | - | 1 | 6 | 7 | 1,333 | 1,365 | 165,645 | אזור באר שבע |
| Arava & Dead Sea Region | 10 | - | 7 | - | - | - | 2 | 2 | 166 | 185 | 27,635 | אזור הערבה וים המלח |
| Negev Mountain | 13 | - | 1 | - | - | - | - | - | 225 | 239 | 23,520 | הר הנגב |
| Judea and Samaria Area(2) | 48 | - | 6 | - | 4 | 2 | 5 | 7 | 2,047 | 2,112 | 129,109 | אזור יהודה והשומרון(2) |
| Not known | 4 | - | - | - | - | - | - | - | 2 | 6 | 1,019 | לא ידוע |

(1) The data are presented according to the **registered locality** (address) of the owner of the vehicle, and **not** of the actual user of the vehicle, **nor** by the locality in which the vehicle is used.

(2) Israeli localities.

(1) הנתונים מסווגים לפי **היישוב הרשום** (כתובת) של בעל הרכב - **לא** לפי מקום מגוריו של המשתמש בפועל ברכב, **ואף לא** לפי היישוב שבו הרכב פעיל.

(2) יישובים ישראליים.

TABLE 12. MOTOR VEHICLES, BY TYPE OF FUEL AND VEHICLE TYPE, SELECTED YEARS

לוח 12. כלי רכב מנועיים, לפי סוג הנעה וסוג רכב, שנים נבחרות

| Vehicle type and type of fuel | מספרים מוחלטים | | | | | | סוג רכב וסוג דלק |
|-------------------------------|------------------|------------------|------------------|------------------|------------------|------------------|----------------------------|
| | שנת מצבת כלי רכב | | | | | | |
| | 2022 | 2021 | 2020 | 2019 | 2018 | 2017(1) | |
| Grand total | 3,973,311 | 3,840,104 | 3,689,299 | 3,600,649 | 3,495,412 | 3,373,139 | סך כולל |
| Gasoline | 2,991,924 | 2,960,991 | 2,916,812 | 2,888,853 | 2,858,357 | 2,797,617 | בנזין |
| Diesel | 551,160 | 541,267 | 522,417 | 510,434 | 491,527 | 471,212 | סולר |
| Hybrid Regular(2) | 316,709 | 268,583 | 206,049 | 164,899 | 114,886 | 79,196 | היברידי רגיל(2) |
| Hybrid Plug-in | 46,262 | 31,061 | 17,617 | 11,935 | 7,382 | 3,007 | היברידי נטען |
| Gas | 21,986 | 21,951 | 21,913 | 21,932 | 21,330 | 20,609 | גז |
| Electric | 45,270 | 16,251 | 4,491 | 2,596 | 1,930 | 1,498 | חשמל |
| Private car - total | 3,433,026 | 3,312,273 | 3,173,293 | 3,085,315 | 2,978,911 | 2,856,959 | רכב פרטי - סך הכל |
| Gasoline | 2,813,039 | 2,787,233 | 2,747,960 | 2,723,201 | 2,693,344 | 2,633,577 | בנזין |
| Diesel | 203,170 | 197,022 | 182,216 | 167,187 | 145,473 | 123,874 | סולר |
| Hybrid Regular(2) | 309,863 | 264,313 | 204,052 | 163,260 | 114,163 | 78,746 | היברידי רגיל(2) |
| Hybrid Plug-in | 46,187 | 31,016 | 17,610 | 11,932 | 7,379 | 3,007 | היברידי נטען |
| Gas | 18,959 | 18,750 | 18,672 | 18,539 | 17,897 | 17,120 | גז |
| Electric | 41,808 | 13,939 | 2,783 | 1,196 | 655 | 635 | חשמל |
| Truck up to 3.5 ton | 184,742 | 187,898 | 192,489 | 199,777 | 208,679 | 219,331 | משאית עד 3.5 טונות |
| Gasoline | 16,912 | 18,776 | 20,989 | 23,250 | 25,966 | 29,074 | בנזין |
| Diesel | 165,271 | 166,364 | 168,584 | 173,416 | 179,428 | 186,904 | סולר |
| Hybrid Regular(2) | 2 | - | - | - | - | - | היברידי רגיל(2) |
| Gas | 2,441 | 2,730 | 2,914 | 3,111 | 3,285 | 3,353 | גז |
| Electric | 116 | 28 | 2 | - | - | - | חשמל |
| Truck above 3.5 ton | 123,416 | 117,785 | 111,129 | 107,128 | 103,977 | 98,958 | משאית מעל 3.5 טונות |
| Gasoline | 445 | 410 | 425 | 472 | 500 | 549 | בנזין |
| Diesel | 122,807 | 117,236 | 110,566 | 106,530 | 103,369 | 98,312 | סולר |
| Gas | 133 | 139 | 138 | 126 | 108 | 97 | גז |
| Electric | 31 | - | - | - | - | - | חשמל |
| Minibus | 15,295 | 14,967 | 14,745 | 14,926 | 14,984 | 14,860 | אוטובוס זעיר |
| Gasoline | 6 | 6 | 5 | 5 | 5 | 6 | בנזין |
| Diesel | 15,273 | 14,957 | 14,740 | 14,921 | 14,979 | 14,854 | סולר |
| Electric | 16 | 4 | - | - | - | - | חשמל |
| Bus | 23,999 | 22,957 | 22,286 | 22,180 | 21,544 | 20,910 | אוטובוס |
| Gasoline | 1 | - | - | - | - | - | בנזין |
| Diesel | 22,974 | 22,514 | 22,020 | 21,971 | 21,473 | 20,864 | סולר |
| Gas | 431 | 302 | 157 | 125 | 2 | 2 | גז |
| Electric | 593 | 141 | 109 | 84 | 69 | 44 | חשמל |
| Taxi | 22,413 | 21,488 | 20,616 | 22,599 | 22,239 | 21,778 | מונית |
| Gasoline | 262 | 166 | 117 | 104 | 109 | 135 | בנזין |
| Diesel | 15,112 | 16,969 | 18,465 | 20,824 | 21,368 | 21,158 | סולר |
| Hybrid Regular(2) | 6,844 | 4,270 | 1,997 | 1,639 | 723 | 450 | היברידי רגיל(2) |
| Hybrid Plug-in | 75 | 45 | 7 | 3 | 3 | - | היברידי נטען |
| Gas | 20 | 28 | 30 | 29 | 36 | 35 | גז |
| Electric | 100 | 10 | - | - | - | - | חשמל |
| Special vehicle | 6,740 | 6,378 | 5,970 | 5,714 | 5,530 | 5,329 | כלי רכב מיוחד |
| Gasoline | 185 | 168 | 142 | 127 | 91 | 81 | בנזין |
| Diesel | 6,553 | 6,208 | 5,826 | 5,585 | 5,437 | 5,246 | סולר |
| Gas | 2 | 2 | 2 | 2 | 2 | 2 | גז |
| Motorcycle | 163,680 | 156,358 | 148,771 | 143,010 | 139,548 | 135,014 | אופנוע |
| Gasoline | 161,074 | 154,231 | 147,174 | 141,694 | 138,342 | 134,195 | בנזין |
| Electric | 2,606 | 2,127 | 1,597 | 1,316 | 1,206 | 819 | חשמל |

(1) Correction of the 2017 data compared to Motor Vehicles 2017 publication, due to an updated number of hybrid vehicles.

(1) שינוי בנתוני 2017 לעומת פרסום כלי רכב מנועיים 2017, עקב עדכון במספר כלי הרכב ההיברידיים. (2) רכב היברידי רגיל: ברובם בנזין-חשמל (מספר מזערי של סולר-חשמל).

(2) Regular hybrid vehicles are mostly gasoline-electric (minimal amount of diesel-electric).

לוח 13. כלי רכב מנועיים, לפי סוג כלי רכב, מספר העברות בעלות (1) ושנת עלייה לכביש

| 2022 | | | | | | | אחזקים, אלא אם צוין אחרת | |
|-----------------|---------|---------|---------|-----------|-----------|---------------|--------------------------|---|
| שנת עלייה לכביש | | | | | | | סך כולל Grand total | סוג רכב ומספר העברות בעלות |
| 2014 | 2013 | 2012 | 2011 | 2010-2007 | 2006-2003 | עד 2002 up to | | |
| 230,735 | 196,851 | 181,630 | 190,061 | 603,744 | 188,162 | 95,702 | 3,973,311 | סך כולל (מספרים מוחלטים) |
| 208,848 | 176,419 | 163,237 | 170,376 | 538,816 | 147,906 | 61,707 | 3,433,026 | כלי רכב פרטי - סך הכל (מספרים מוחלטים) |
| 100.0 | 100.0 | 100.0 | 100.0 | 100.0 | 100.0 | 100.0 | 100.0 | 0 |
| 15.9 | 13.1 | 12.2 | 10.2 | 7.4 | 5.6 | 10.4 | 34.4 | 1 |
| 42.8 | 38.1 | 33.3 | 29.6 | 22.9 | 16.0 | 15.5 | 31.9 | 2 |
| 26.0 | 28.2 | 28.8 | 28.8 | 26.2 | 21.4 | 17.5 | 16.8 | 3 |
| 9.8 | 12.7 | 15.0 | 16.8 | 19.2 | 19.8 | 15.8 | 8.3 | 4 |
| 3.4 | 4.8 | 6.4 | 8.0 | 11.3 | 14.7 | 12.1 | 4.1 | 9-5 |
| 2.0 | 3.1 | 4.4 | 6.5 | 12.4 | 21.1 | 23.3 | 4.3 | +10 |
| 0.0 | 0.1 | 0.1 | 0.1 | 0.5 | 1.4 | 5.4 | 0.3 | |
| 11,424 | 11,336 | 11,191 | 12,664 | 47,764 | 37,040 | 28,804 | 308,158 | משאית - סך הכל (מספרים מוחלטים) |
| 100.0 | 100.0 | 100.0 | 100.0 | 100.0 | 100.0 | 100.0 | 100.0 | 0 |
| 22.2 | 16.1 | 13.4 | 10.8 | 7.6 | 5.3 | 6.3 | 34.3 | 1 |
| 42.6 | 40.4 | 35.5 | 31.4 | 23.0 | 14.2 | 11.3 | 25.4 | 2 |
| 22.4 | 25.0 | 26.4 | 28.0 | 24.1 | 19.6 | 14.8 | 15.1 | 3 |
| 8.8 | 11.3 | 14.0 | 15.8 | 18.2 | 18.8 | 14.8 | 9.3 | 4 |
| 2.8 | 4.4 | 6.5 | 7.6 | 11.8 | 14.5 | 13.3 | 5.9 | 9-5 |
| 1.3 | 2.8 | 4.1 | 6.3 | 14.6 | 25.0 | 32.9 | 9.0 | +10 |
| - | 0.0 | 0.0 | 0.1 | 0.7 | 2.5 | 6.6 | 1.0 | |
| 740 | 790 | 769 | 866 | 2,336 | 501 | 71 | 15,295 | אוטובוס זעיר - סך הכל (מספרים מוחלטים) |
| 100.0 | 100.0 | 100.0 | 100.0 | 100.0 | 100.0 | 100.0 | 100.0 | 0 |
| 14.3 | 9.5 | 10.0 | 6.6 | 4.2 | 2.2 | - | 41.0 | 1 |
| 37.3 | 33.9 | 29.5 | 23.3 | 15.2 | 6.2 | 11.3 | 24.0 | 2 |
| 24.9 | 28.0 | 26.1 | 23.4 | 19.4 | 12.6 | 4.2 | 13.4 | 3 |
| 14.3 | 16.8 | 15.0 | 19.7 | 17.9 | 14.8 | 16.9 | 8.3 | 4 |
| 5.5 | 5.8 | 10.4 | 11.4 | 14.6 | 14.6 | 19.7 | 5.0 | 9-5 |
| 3.6 | 5.8 | 8.8 | 14.9 | 27.4 | 43.5 | 39.4 | 7.7 | +10 |
| - | 0.1 | 0.1 | 0.6 | 1.3 | 6.2 | 8.5 | 0.5 | |
| 1,588 | 1,434 | 615 | 752 | 1,817 | 145 | 7 | 23,999 | אוטובוס - סך הכל (מספרים מוחלטים) |
| 100.0 | 100.0 | 100.0 | 100.0 | 100.0 | 100.0 | 100.0 | 100.0 | 0 |
| 64.8 | 65.5 | 61.8 | 47.5 | 37.2 | 6.2 | 42.9 | 79.3 | 1 |
| 20.4 | 21.0 | 18.9 | 24.1 | 20.8 | 26.2 | 42.9 | 12.0 | 2 |
| 8.9 | 8.7 | 10.2 | 15.0 | 19.2 | 27.6 | - | 4.9 | 3 |
| 4.1 | 3.1 | 5.7 | 10.0 | 11.8 | 16.6 | 14.3 | 2.2 | 4 |
| 1.5 | 1.2 | 2.0 | 2.0 | 6.1 | 11.0 | - | 0.9 | 9-5 |
| 0.3 | 0.6 | 1.5 | 1.5 | 4.8 | 11.7 | - | 0.6 | +10 |
| - | - | - | - | 0.1 | 0.7 | - | 0.0 | |
| 321 | 235 | 110 | 48 | 50 | 2 | 4 | 22,413 | מונית - סך הכל (מספרים מוחלטים) |
| 100.0 | 100.0 | 100.0 | 100.0 | 100.0 | 100.0 | 100.0 | 100.0 | 0 |
| 18.7 | 14.9 | 13.6 | 29.2 | 22.0 | 50.0 | 25.0 | 57.0 | 1 |
| 22.7 | 23.4 | 26.4 | 18.8 | 12.0 | 50.0 | 25.0 | 26.7 | 2 |
| 22.7 | 21.3 | 21.8 | 22.9 | 16.0 | - | - | 9.8 | 3 |
| 17.8 | 14.0 | 15.5 | 8.3 | 16.0 | - | - | 3.8 | 4 |
| 7.2 | 12.3 | 11.8 | 8.3 | 14.0 | - | 25.0 | 1.6 | 9-5 |
| 10.9 | 13.6 | 10.0 | 12.5 | 20.0 | - | 25.0 | 1.1 | +10 |
| - | 0.4 | 0.9 | - | - | - | - | 0.0 | |
| 386 | 343 | 330 | 351 | 780 | 321 | 637 | 6,740 | מיוחד - סך הכל (מספרים מוחלטים) |
| 100.0 | 100.0 | 100.0 | 100.0 | 100.0 | 100.0 | 100.0 | 100.0 | 0 |
| 58.8 | 67.1 | 61.2 | 48.4 | 34.7 | 25.2 | 20.7 | 60.8 | 1 |
| 22.3 | 17.8 | 16.7 | 26.5 | 25.9 | 27.1 | 33.0 | 20.5 | 2 |
| 9.8 | 8.7 | 10.9 | 12.5 | 13.2 | 16.2 | 15.2 | 8.3 | 3 |
| 7.3 | 3.2 | 4.8 | 7.4 | 10.3 | 10.6 | 9.9 | 4.5 | 4 |
| 1.3 | 2.3 | 2.7 | 2.0 | 7.4 | 8.1 | 7.4 | 2.5 | 9-5 |
| 0.5 | 0.9 | 3.6 | 2.8 | 8.5 | 11.5 | 12.2 | 3.1 | +10 |
| - | - | - | 0.3 | - | 1.2 | 1.6 | 0.2 | |
| 7,428 | 6,294 | 5,378 | 5,004 | 12,181 | 2,247 | 4,472 | 163,680 | אופנוע - סך הכל (מספרים מוחלטים) |
| 100.0 | 100.0 | 100.0 | 100.0 | 100.0 | 100.0 | 100.0 | 100.0 | 0 |
| 12.7 | 12.0 | 10.1 | 10.3 | 10.2 | 7.8 | 15.1 | 36.8 | 1 |
| 20.8 | 18.7 | 17.1 | 15.7 | 15.8 | 12.8 | 12.6 | 22.8 | 2 |
| 20.2 | 19.0 | 17.7 | 17.6 | 16.3 | 12.2 | 11.7 | 14.4 | 3 |
| 15.3 | 16.0 | 15.7 | 16.3 | 14.9 | 13.7 | 9.2 | 9.3 | 4 |
| 11.4 | 12.1 | 13.0 | 12.0 | 12.2 | 11.1 | 8.5 | 6.0 | 9-5 |
| 17.9 | 20.2 | 23.6 | 24.9 | 25.3 | 32.4 | 30.1 | 9.4 | +10 |
| 1.6 | 2.0 | 2.8 | 3.2 | 5.4 | 10.0 | 12.8 | 1.3 | |

(1) מספר העברות בעלות משנת העלייה לכביש ועד לסוף שנת 2022.

**TABLE 13. MOTOR VEHICLES, BY VEHICLE TYPE, NUMBER OF CHANGES OF OWNERSHIP(1)
AND YEAR OF FIRST USE**

| Vehicle type and number of changes of ownership | 2022 | | | | | | | |
|---|--------------------------------------|----------------|----------------|----------------|----------------|----------------|----------------|----------------|
| | Percentages, unless stated otherwise | | | | | | | |
| | Year of First Use | | | | | | | |
| | 2022 | 2021 | 2020 | 2019 | 2018 | 2017 | 2016 | 2015 |
| Grand Total (absolute numbers) | 312,482 | 333,744 | 240,385 | 274,471 | 283,870 | 295,428 | 292,816 | 253,230 |
| private car - total (absolute numbers) | 259,636 | 280,473 | 204,182 | 234,309 | 246,831 | 256,775 | 257,043 | 226,468 |
| | 100.0 | 100.0 | 100.0 | 100.0 | 100.0 | 100.0 | 100.0 | 100.0 |
| 0 | 91.1 | 83.1 | 78.1 | 54.7 | 37.0 | 29.6 | 24.5 | 19.3 |
| 1 | 8.5 | 14.6 | 18.4 | 37.9 | 49.7 | 51.5 | 49.4 | 47.0 |
| 2 | 0.5 | 2.0 | 3.0 | 6.2 | 10.7 | 14.5 | 19.0 | 23.0 |
| 3 | 0.0 | 0.2 | 0.4 | 1.0 | 2.1 | 3.3 | 5.1 | 7.4 |
| 4 | 0.0 | 0.0 | 0.1 | 0.2 | 0.4 | 0.8 | 1.4 | 2.2 |
| 5-9 | - | 0.0 | 0.0 | 0.0 | 0.1 | 0.3 | 0.6 | 1.2 |
| 10+ | - | - | - | - | - | 0.0 | 0.0 | 0.0 |
| Truck - total (absolute numbers) | 22,772 | 23,871 | 15,384 | 17,324 | 17,296 | 19,062 | 18,591 | 13,635 |
| | 100.0 | 100.0 | 100.0 | 100.0 | 100.0 | 100.0 | 100.0 | 100.0 |
| 0 | 85.9 | 81.6 | 80.2 | 67.7 | 55.4 | 44.2 | 34.1 | 26.2 |
| 1 | 13.4 | 16.2 | 16.7 | 26.0 | 33.5 | 39.7 | 42.3 | 44.7 |
| 2 | 0.6 | 2.0 | 2.7 | 5.3 | 8.6 | 12.3 | 16.9 | 19.9 |
| 3 | 0.0 | 0.2 | 0.3 | 0.8 | 1.9 | 2.9 | 4.9 | 6.4 |
| 4 | - | 0.0 | 0.1 | 0.1 | 0.4 | 0.7 | 1.4 | 2.0 |
| 5-9 | - | - | - | 0.0 | 0.1 | 0.2 | 0.4 | 0.8 |
| 10+ | - | - | - | - | - | - | - | - |
| Minibus - total (absolute numbers) | 1,127 | 1,179 | 971 | 1,411 | 1,086 | 1,249 | 1,277 | 922 |
| | 100.0 | 100.0 | 100.0 | 100.0 | 100.0 | 100.0 | 100.0 | 100.0 |
| 0 | 96.2 | 85.1 | 81.3 | 66.9 | 66.2 | 49.8 | 33.1 | 28.2 |
| 1 | 3.7 | 13.5 | 16.3 | 26.1 | 26.2 | 35.1 | 39.2 | 38.7 |
| 2 | - | 1.3 | 1.9 | 5.0 | 6.2 | 11.3 | 18.0 | 20.2 |
| 3 | 0.1 | 0.2 | 0.5 | 1.6 | 1.1 | 2.5 | 6.9 | 8.5 |
| 4 | - | - | - | 0.4 | 0.1 | 1.1 | 2.0 | 3.6 |
| 5-9 | - | - | 0.1 | - | 0.2 | 0.2 | 0.7 | 0.9 |
| 10+ | - | - | - | - | - | - | - | - |
| Bus - total (absolute numbers) | 2,639 | 2,504 | 1,357 | 2,501 | 2,186 | 2,315 | 2,547 | 1,592 |
| | 100.0 | 100.0 | 100.0 | 100.0 | 100.0 | 100.0 | 100.0 | 100.0 |
| 0 | 98.7 | 96.3 | 90.1 | 88.5 | 90.1 | 81.7 | 84.7 | 73.6 |
| 1 | 1.3 | 3.5 | 9.1 | 9.9 | 7.9 | 13.5 | 10.8 | 17.7 |
| 2 | 0.1 | 0.2 | 0.7 | 1.2 | 1.6 | 3.8 | 3.1 | 6.7 |
| 3 | - | - | - | 0.3 | 0.2 | 0.8 | 1.2 | 1.4 |
| 4 | - | - | 0.1 | 0.1 | 0.2 | 0.2 | 0.3 | 0.4 |
| 5-9 | - | - | - | - | - | 0.0 | - | 0.1 |
| 10+ | - | - | - | - | - | - | - | - |
| Taxi - total (absolute numbers) | 5,137 | 5,012 | 2,400 | 3,877 | 1,810 | 1,650 | 1,063 | 694 |
| | 100.0 | 100.0 | 100.0 | 100.0 | 100.0 | 100.0 | 100.0 | 100.0 |
| 0 | 80.0 | 71.2 | 59.7 | 43.3 | 38.3 | 35.5 | 35.9 | 28.2 |
| 1 | 18.3 | 24.3 | 27.7 | 35.6 | 35.5 | 31.2 | 26.5 | 24.5 |
| 2 | 1.6 | 3.9 | 10.1 | 14.7 | 16.8 | 17.9 | 19.3 | 19.9 |
| 3 | 0.1 | 0.6 | 2.1 | 4.7 | 6.5 | 9.0 | 9.8 | 13.4 |
| 4 | 0.0 | 0.0 | 0.3 | 1.4 | 2.2 | 4.2 | 5.2 | 8.1 |
| 5-9 | - | - | 0.2 | 0.3 | 0.8 | 2.2 | 3.3 | 5.9 |
| 10+ | - | - | - | - | - | - | - | - |
| Special Vehicle - total (absolute numbers) | 465 | 506 | 447 | 459 | 430 | 431 | 479 | 375 |
| | 100.0 | 100.0 | 100.0 | 100.0 | 100.0 | 100.0 | 100.0 | 100.0 |
| 0 | 88.2 | 87.9 | 85.9 | 83.4 | 77.2 | 67.3 | 62.4 | 64.5 |
| 1 | 11.8 | 10.7 | 12.8 | 11.5 | 16.0 | 24.1 | 24.2 | 21.1 |
| 2 | - | 1.4 | 1.1 | 4.4 | 5.6 | 6.3 | 9.0 | 9.1 |
| 3 | - | - | 0.2 | 0.7 | 0.9 | 2.3 | 2.7 | 4.3 |
| 4 | - | - | - | - | 0.2 | - | 1.0 | 0.8 |
| 5-9 | - | - | - | - | - | - | 0.6 | 0.3 |
| 10+ | - | - | - | - | - | - | - | - |
| Motorcycle - total (absolute numbers) | 20,706 | 20,199 | 15,644 | 14,590 | 14,231 | 13,946 | 11,816 | 9,544 |
| | 100.0 | 100.0 | 100.0 | 100.0 | 100.0 | 100.0 | 100.0 | 100.0 |
| 0 | 87.5 | 65.8 | 47.5 | 36.6 | 28.4 | 23.5 | 19.8 | 15.7 |
| 1 | 11.3 | 25.4 | 32.0 | 30.8 | 29.6 | 27.0 | 25.1 | 23.2 |
| 2 | 1.1 | 6.8 | 13.6 | 17.7 | 20.3 | 19.6 | 20.7 | 19.7 |
| 3 | 0.1 | 1.6 | 4.8 | 8.7 | 11.2 | 13.3 | 14.0 | 15.1 |
| 4 | 0.0 | 0.4 | 1.6 | 3.6 | 5.6 | 7.7 | 8.7 | 10.3 |
| 5-9 | - | 0.1 | 0.6 | 2.5 | 4.8 | 8.6 | 11.3 | 14.8 |
| 10+ | - | - | - | 0.0 | 0.1 | 0.3 | 0.4 | 1.0 |

(1) Number of changes of ownership from year of first use until end of 2022.

TABLE 14. VEHICLES THAT CHANGED OWNERSHIP IN 2022,
BY VEHICLE TYPE AND YEAR OF FIRST USE(1)

לוח 14. כלי רכב ששינו בעלות בשנת 2022,
לפי סוג כלי רכב ושנת עלייה לכביש(1)

| Year of first use (1) | Absolute numbers | | | | | | | | | | שנת עלייה לכביש (1) |
|--|-----------------------|----------------------------------|---------------|----------------|--------------------------------|--------------------------------|---------------|---------------|---------------------------|-----------------------------|---|
| | 2022 | | | | | | | | | | |
| | אופנוע Motor-cycle | כלי רכב מיוחד Special vehicle | מונית Taxi | אוטובוס Bus | אוטובוס זעיר Minibus | Truck | | | משאית מס' הכל Total | כלי רכב פרטי Private car | |
| | | | | | מעל 3.5 טונות Over 3.5 tons | עד 3.5 טונות Up to 3.5 tons | | | | | |
| Total vehicles that changed ownership in 2022 | 38,536 | 550 | 5,381 | 1,420 | 2,587 | 15,871 | 30,550 | 46,421 | 522,138 | 617,033 | סך הכל כלי רכב שעברו בעלות בשנת 2022 |
| 2022 | 2,199 | 55 | 1,220 | 28 | 34 | 956 | 2,129 | 3,085 | 22,075 | 28,696 | 2022 |
| 2021 | 5,021 | 18 | 1,100 | 59 | 104 | 658 | 703 | 1,361 | 16,207 | 23,870 | 2021 |
| 2020 | 4,404 | 11 | 621 | 57 | 116 | 605 | 475 | 1,080 | 17,533 | 23,822 | 2020 |
| 2019 | 4,037 | 24 | 1,062 | 80 | 137 | 896 | 1,331 | 2,227 | 54,381 | 61,948 | 2019 |
| 2018 | 3,781 | 26 | 495 | 73 | 138 | 1,261 | 1,311 | 2,572 | 45,925 | 53,010 | 2018 |
| 2017 | 3,704 | 40 | 422 | 136 | 231 | 1,765 | 1,402 | 3,167 | 40,005 | 47,705 | 2017 |
| 2016 | 3,049 | 44 | 204 | 101 | 258 | 1,623 | 1,771 | 3,394 | 38,279 | 45,329 | 2016 |
| 2015 | 2,448 | 40 | 144 | 90 | 209 | 1,208 | 1,096 | 2,304 | 34,074 | 39,309 | 2015 |
| 2014 | 1,926 | 25 | 56 | 165 | 171 | 971 | 945 | 1,916 | 32,292 | 36,551 | 2014 |
| 2013 | 1,520 | 28 | 39 | 227 | 171 | 819 | 1,123 | 1,942 | 28,359 | 32,286 | 2013 |
| 2012 | 1,402 | 30 | 16 | 64 | 149 | 795 | 1,111 | 1,906 | 27,112 | 30,679 | 2012 |
| 2011 | 1,210 | 31 | 1 | 94 | 226 | 879 | 1,363 | 2,242 | 28,971 | 32,775 | 2011 |
| 2007-2010 | 2,724 | 84 | 1 | 228 | 526 | 2,225 | 6,087 | 8,312 | 97,163 | 109,038 | 2010-2007 |
| 2003-2006 | 474 | 35 | - | 18 | 101 | 726 | 5,776 | 6,502 | 29,081 | 36,211 | 2006-2003 |
| Up to 2001 | 637 | 59 | - | - | 16 | 484 | 3,927 | 4,411 | 10,681 | 15,804 | עד 2002 |

(1) Until 2007, by year of production.

(1) עד שנת 2007, לפי שנת ייצור.

כלי רכב להובלת נוסעים
VEHICLES FOR TRANSPORT OF
PASSENGERS

לוח 15. רכב נוסעים(1), לפי ארץ ייצור, תוצר ושנת עלייה לכביש(2)

| 2022 | | | | | | מספרים מוחלטים, למעט גיל ממוצע (שנים) | | ארץ ייצור ותוצר |
|---------|---------|---------|-----------|-----------|-------------------------------------|---------------------------------------|--------------------------|-----------------|
| 2013 | 2012 | 2011 | 2007-2010 | 2003-2006 | שנת עלייה לכביש(2) עד Up to 2002 | סך הכל Total | גיל ממוצע Average age | |
| 176,767 | 163,470 | 170,546 | 539,331 | 148,083 | 61,763 | 3,456,904 | 7.2 | סך כולל |
| - | 1 | 2 | 3 | 5 | 1,200 | 2,265 | 18.4 | ישראל |
| 860 | 958 | 1,544 | 2,698 | 957 | 1,121 | 15,732 | 9.9 | איטליה |
| 2,990 | 4,174 | 4,095 | 13,236 | 1,680 | 3,369 | 81,705 | 7.6 | ארצות הברית |
| 334 | 319 | 387 | 910 | 36 | 21 | 9,200 | 5.2 | מזה: ב.מ.וו. |
| - | - | - | - | - | 0 | 1,689 | 0.8 | טסלה |
| 574 | 1,009 | 769 | 3,840 | 100 | 372 | 14,185 | 8.2 | קרייזלר |
| 714 | 1,182 | 1,172 | 3,896 | 1,046 | 923 | 17,165 | 9.8 | שברולט |
| 1,747 | 1,974 | 2,257 | 6,187 | 791 | 947 | 26,065 | 8.8 | בלגיה |
| 281 | 319 | 295 | 29 | - | - | 4,253 | 5.8 | מזה: אאודי |
| 517 | 512 | 639 | 2,157 | 227 | 468 | 12,305 | 7.3 | וולוו |
| 15,686 | 19,774 | 10,768 | 27,207 | 7,447 | 10,088 | 192,980 | 8.7 | גרמניה |
| 1,270 | 964 | 975 | 3,129 | 707 | 553 | 21,718 | 7.3 | מזה: אאודי |
| 566 | 481 | 406 | 160 | 61 | 271 | 5,561 | 8.2 | אופל |
| 972 | 906 | 744 | 2,508 | 940 | 1,946 | 27,167 | 7.3 | ב.מ.וו. |
| - | - | - | - | - | - | 1,088 | - | טסלה |
| 1,775 | 1,196 | 1,243 | 5,493 | 2,145 | 3,303 | 42,272 | 8.2 | מרצדס |
| 3,041 | 2,866 | 3,892 | 12,565 | 3,500 | 3,569 | 53,404 | 10.3 | פולקסווגן |
| 7,944 | 13,271 | 3,419 | 3,077 | 23 | 242 | 39,343 | 9.1 | פורד |
| 7,196 | 6,836 | 10,427 | 13,229 | - | 12 | 83,945 | 7.5 | הודו |
| 1,542 | 2,235 | 4,634 | 10,121 | - | - | 26,055 | 8.5 | מזה: יונדאי |
| 6,830 | 5,870 | 3,903 | 3,978 | 79 | 313 | 91,789 | 5.8 | הונגריה |
| 11,507 | 9,158 | 8,783 | 18,147 | 8,341 | 1,911 | 154,425 | 7.5 | הממלכה המאוחדת |
| 3,063 | 2,100 | 2,114 | 3,692 | 617 | 386 | 27,354 | 8.2 | מזה: הונדה |
| 2,376 | 1,278 | 942 | 4,123 | 5,097 | 306 | 45,508 | 7.2 | טויוטה |
| 5,220 | 5,119 | 5,288 | 9,447 | 2,399 | 310 | 65,067 | 7.5 | ניסן |
| 14,432 | 6,706 | 7,609 | 24,531 | 14,169 | 3 | 255,777 | 6.3 | טורקיה |
| 7,673 | 2,078 | 2,428 | 7,328 | 9,136 | - | 159,049 | 5.5 | מזה: טויוטה |
| 5,053 | 3,148 | 3,640 | 6,619 | 678 | - | 67,168 | 6.3 | רנו |
| 5,744 | 5,687 | 6,114 | 17,223 | 11 | - | 126,969 | 6.1 | טיטואן |
| 24,863 | 25,605 | 44,975 | 261,257 | 74,054 | 33,403 | 820,165 | 9.6 | יפן |
| 2,306 | 2,055 | 2,717 | 15,975 | 6,369 | 3,680 | 54,087 | 10.7 | מזה: הונדה |
| 5,393 | 9,623 | 13,393 | 60,895 | 15,190 | 10,317 | 177,464 | 10.1 | טויוטה |
| 535 | 442 | 386 | 384 | 3 | 2 | 14,713 | 4.4 | לקסוס |
| 9,539 | 8,938 | 15,544 | 99,778 | 31,101 | 8,437 | 269,670 | 10.4 | מזדה |
| 3,585 | 1,759 | 5,186 | 20,705 | 4,570 | 932 | 111,337 | 6.9 | מיצובישי |
| 168 | 305 | 374 | 705 | 181 | 870 | 19,115 | 5.1 | ניסן |
| 2,185 | 1,585 | 2,637 | 17,399 | 6,495 | 4,102 | 82,602 | 8.8 | סובארו |
| 1,151 | 898 | 2,596 | 23,253 | 6,747 | 3,678 | 62,074 | 10.2 | סוזוקי |
| 2,248 | 2,603 | 3,217 | 12,936 | 69 | 108 | 56,212 | 6.9 | מקסיקו |
| - | 57 | 927 | 6,566 | 1 | - | 19,502 | 6.9 | מזה: ניסן |
| 1,622 | 1,741 | 2,052 | 5,700 | 17 | 77 | 18,175 | 9.2 | פולקסווגן |
| 500 | 96 | 142 | 13 | 1 | 1 | 39,003 | 0.9 | סין |
| - | - | - | - | - | - | 1,740 | 0.2 | מזה: אייווייס |
| - | - | - | - | - | - | 3,712 | - | ב.י.ו.י.ד. |
| - | - | - | - | - | - | 6,993 | 0.0 | ג'ילי |
| - | - | - | - | - | - | 9,127 | 0.5 | טסלה |
| 492 | 94 | 142 | 10 | - | - | 12,822 | 2.0 | סאיק |
| 4,432 | 2,019 | 1,674 | 1,936 | 1 | - | 120,392 | 4.8 | סלובקיה |
| 1,971 | 1,004 | 1,145 | 1,682 | - | - | 96,468 | 4.8 | מזה: קיה |
| 9,815 | 9,188 | 9,885 | 32,867 | 9,202 | 2,562 | 202,981 | 7.1 | ספרד |
| 1,113 | 1,056 | 1,608 | 735 | 72 | 152 | 13,565 | 6.3 | מזה: אופל |
| 3,732 | 4,697 | 3,240 | 3,507 | 654 | 194 | 80,245 | 5.1 | סיאט |
| 875 | 737 | 264 | 1,603 | 74 | 11 | 18,562 | 5.3 | סיטרואן |
| 1,443 | 2,005 | 2,125 | 4,132 | 1,266 | 300 | 20,444 | 8.7 | פולקסווגן |
| 221 | 87 | 2,338 | 22,241 | 6,589 | 1,362 | 35,869 | 13.6 | פורד |
| 848 | 42 | 38 | 89 | 531 | 536 | 16,255 | 5.9 | רנו |
| 3,304 | 2,211 | 1,590 | 984 | 200 | 40 | 22,415 | 7.3 | פולין |
| 19,690 | 15,467 | 16,170 | 27,623 | 961 | 213 | 317,560 | 5.7 | צ'כיה |
| 7,158 | 3,915 | 7,554 | 14,890 | 1 | - | 95,943 | 6.5 | מזה: יונדאי |
| 10,190 | 9,216 | 7,004 | 12,172 | 959 | 213 | 193,676 | 5.3 | סקודה |
| 6,429 | 7,711 | 5,012 | 15,718 | 7,471 | 1,973 | 141,167 | 6.5 | צרפת |
| 3,902 | 3,471 | 181 | 2,882 | 3,808 | - | 59,079 | 5.6 | מזה: טויוטה |
| 890 | 1,604 | 2,293 | 4,953 | 757 | 308 | 19,036 | 8.7 | סיטרואן |
| 893 | 1,916 | 2,105 | 5,727 | 2,534 | 1,444 | 45,989 | 6.8 | פיג'ו |
| 653 | 558 | 330 | 2,126 | 288 | 206 | 12,758 | 7.3 | רנו |
| 35,812 | 35,678 | 29,118 | 54,095 | 21,257 | 2,117 | 587,400 | 6.2 | קוראה הדרומית |
| 14,224 | 15,629 | 9,614 | 30,594 | 17,965 | 1,602 | 247,445 | 6.9 | מזה: יונדאי |
| 17,070 | 15,730 | 11,526 | 11,278 | 531 | 394 | 257,167 | 5.1 | קיה |
| 4,090 | 4,159 | 7,528 | 11,179 | 2,757 | - | 73,753 | 7.5 | שברולט |
| 676 | 651 | 737 | 2,491 | 571 | 189 | 10,742 | 8.9 | קנדה |
| 1 | - | - | 1,040 | - | 1 | 21,687 | 3.9 | רומניה |
| 90 | 127 | 186 | 731 | 499 | 1,163 | 7,012 | 10.0 | שוודיה |
| 1,672 | 749 | 2,074 | 437 | - | 453 | 67,645 | 4.6 | תאילנד |
| - | 748 | 2,071 | 433 | - | - | 27,707 | 3.7 | מזה: מזדה |
| 1,671 | 1 | - | - | - | 453 | 35,735 | 5.3 | מיצובישי |
| 243 | 227 | 264 | 764 | 317 | 576 | 10,871 | .. | יתר הארצות |

(1) כולל כלי רכב פרטי, מונית ואוטובוס זעיר המיועדים להיסע עד 9 אנשים (כולל הנהג).
(2) עד שנת 2007, לפי שנת ייצור.

TABLE 15. PASSENGER CARS(1), BY COUNTRY OF PRODUCTION, MANUFACTURER AND YEAR OF FIRST USE(2)

Absolute numbers, except average age (years)

2022

| Country of production and manufacturer | Year of first use(2) | | | | | | | | |
|--|----------------------|----------------|----------------|----------------|----------------|----------------|----------------|----------------|----------------|
| | 2022 | 2021 | 2020 | 2019 | 2018 | 2017 | 2016 | 2015 | 2014 |
| Grand total | 264,797 | 285,423 | 206,585 | 238,215 | 248,728 | 258,479 | 258,216 | 227,248 | 209,253 |
| Israel | 582 | 469 | 1 | 1 | 1 | - | - | - | - |
| Italy | 793 | 770 | 316 | 434 | 930 | 1,367 | 1,190 | 1,015 | 779 |
| United States | 8,736 | 10,333 | 4,739 | 4,437 | 4,625 | 5,538 | 4,994 | 4,694 | 4,065 |
| Thereof: BMW | 1,350 | 1,002 | 617 | 703 | 798 | 946 | 785 | 605 | 387 |
| Tesla | 284 | 1,391 | 10 | 1 | 1 | 2 | - | - | - |
| Chrysler | 618 | 744 | 1,385 | 1,098 | 833 | 827 | 675 | 701 | 640 |
| Chevrolet | 639 | 934 | 608 | 786 | 908 | 1,155 | 1,170 | 962 | 1,070 |
| Belgium | 1,083 | 1,406 | 965 | 1,120 | 1,068 | 1,737 | 1,796 | 1,474 | 1,513 |
| Thereof: Audi | 123 | 221 | 320 | 339 | 331 | 572 | 738 | 425 | 260 |
| Volvo | 960 | 1,185 | 644 | 781 | 737 | 892 | 1,010 | 793 | 783 |
| Germany | 10,565 | 10,489 | 7,717 | 9,215 | 12,126 | 14,184 | 13,987 | 10,532 | 13,195 |
| Thereof: Audi | 1,073 | 1,484 | 1,144 | 1,693 | 1,741 | 2,169 | 1,828 | 1,660 | 1,328 |
| Opel | 73 | 29 | 68 | 376 | 679 | 757 | 597 | 574 | 463 |
| BMW | 2,692 | 2,636 | 1,553 | 2,221 | 2,516 | 2,455 | 2,154 | 1,709 | 1,215 |
| Tesla | 1,088 | - | - | - | - | - | - | - | - |
| Mercedes | 3,982 | 3,586 | 2,504 | 2,870 | 3,303 | 3,528 | 2,977 | 2,357 | 2,010 |
| Volkswagen | 962 | 1,881 | 1,833 | 1,933 | 3,554 | 3,854 | 4,310 | 3,245 | 2,399 |
| Ford | 382 | 658 | 467 | - | 124 | 1,191 | 1,949 | 895 | 5,701 |
| India | 2,304 | 2,216 | 3,327 | 5,364 | 7,328 | 7,274 | 5,801 | 6,061 | 6,570 |
| Thereof: Hyundai | 1,916 | 2,216 | 1,720 | 1,545 | - | - | - | - | 126 |
| Hungary | 7,060 | 7,703 | 5,146 | 6,168 | 6,363 | 8,871 | 10,222 | 9,682 | 9,601 |
| United Kingdom | 4,874 | 10,681 | 8,562 | 10,928 | 10,560 | 13,047 | 12,717 | 12,770 | 12,439 |
| Thereof: Honda | 127 | 591 | 519 | 865 | 1,721 | 2,915 | 2,054 | 2,959 | 3,631 |
| Toyota | 1,784 | 4,151 | 2,904 | 3,781 | 3,426 | 4,343 | 4,260 | 3,843 | 2,894 |
| Nissan | 1,833 | 4,522 | 3,774 | 4,928 | 4,334 | 4,426 | 4,638 | 4,425 | 4,404 |
| Turkey | 14,980 | 25,923 | 19,978 | 25,202 | 20,619 | 23,048 | 19,335 | 19,014 | 20,228 |
| Thereof: Toyota | 12,710 | 20,784 | 15,234 | 18,250 | 11,744 | 14,076 | 11,542 | 12,416 | 13,650 |
| Renault | 2,264 | 5,122 | 4,708 | 5,948 | 6,939 | 6,616 | 5,606 | 5,414 | 5,413 |
| Taiwan | 9,512 | 11,716 | 10,173 | 13,330 | 9,018 | 8,919 | 8,737 | 10,387 | 10,398 |
| Japan | 38,982 | 46,457 | 36,281 | 42,378 | 42,367 | 38,721 | 38,928 | 37,643 | 34,251 |
| Thereof: Honda | 280 | 2,465 | 1,962 | 3,331 | 2,793 | 3,079 | 2,337 | 1,337 | 3,401 |
| Toyota | 10,103 | 9,989 | 7,663 | 8,572 | 5,115 | 4,757 | 5,801 | 5,704 | 4,949 |
| Lexus | 1,855 | 1,828 | 1,444 | 1,562 | 1,449 | 1,170 | 1,346 | 1,376 | 931 |
| Mazda | 11,788 | 11,675 | 7,266 | 7,698 | 9,571 | 9,983 | 9,468 | 13,851 | 15,033 |
| Mitsubishi | 6,923 | 7,883 | 8,718 | 11,268 | 10,333 | 7,155 | 10,738 | 7,033 | 4,549 |
| Nissan | 408 | 2,878 | 2,203 | 2,405 | 3,618 | 3,076 | 1,440 | 325 | 159 |
| Subaru | 4,249 | 5,333 | 3,662 | 4,272 | 5,637 | 6,454 | 7,399 | 7,201 | 3,992 |
| Suzuki | 3,376 | 4,406 | 3,363 | 3,267 | 3,848 | 3,040 | 398 | 816 | 1,237 |
| Mexico | 3,899 | 5,133 | 2,759 | 3,123 | 6,125 | 5,040 | 3,169 | 3,509 | 2,274 |
| Thereof: Nissan | 1,355 | 2,989 | 820 | 1,440 | 1,831 | 1,740 | 467 | 1,299 | 10 |
| Volkswagen | 1,317 | 22 | 3 | 1 | 245 | 816 | 1,400 | 1,665 | 1,497 |
| China | 24,766 | 8,840 | 1,714 | 1,088 | 613 | 225 | 243 | 704 | 57 |
| Thereof: Aiyways | 1,311 | 427 | 2 | - | - | - | - | - | - |
| BYD | 3,712 | - | - | - | - | - | - | - | - |
| Geely | 6,825 | 168 | - | - | - | - | - | - | - |
| Tesla | 4,289 | 4,838 | - | - | - | - | - | - | - |
| Saic | 5,108 | 2,909 | 1,389 | 1,028 | 473 | 222 | 243 | 704 | 8 |
| Slovakia | 8,263 | 12,142 | 7,848 | 10,138 | 12,371 | 15,552 | 20,527 | 15,856 | 7,633 |
| Thereof: Kia | 6,106 | 9,803 | 6,243 | 7,930 | 11,213 | 13,895 | 17,048 | 13,188 | 5,240 |
| Spain | 15,016 | 19,037 | 14,178 | 12,228 | 14,231 | 14,877 | 16,305 | 13,532 | 10,058 |
| Thereof: Opel | 1,539 | 1,425 | 658 | 231 | 1,111 | 817 | 895 | 1,188 | 965 |
| Seat | 6,927 | 10,533 | 8,113 | 7,242 | 7,305 | 6,726 | 7,098 | 6,126 | 4,151 |
| Citroen | 2,807 | 1,080 | 1,178 | 1,282 | 2,142 | 2,024 | 2,062 | 1,465 | 958 |
| Volkswagen | 804 | 1,592 | 1,179 | 649 | 274 | 702 | 1,481 | 1,230 | 1,262 |
| Ford | 14 | 8 | 236 | 478 | 792 | 465 | 672 | 123 | 243 |
| Renault | 687 | 1,208 | 1,095 | 1,415 | 1,574 | 2,702 | 2,806 | 1,486 | 1,198 |
| Poland | 332 | 246 | 834 | 914 | 1,612 | 2,271 | 2,759 | 2,405 | 2,713 |
| Czech Republic | 24,913 | 27,237 | 25,048 | 27,309 | 30,037 | 32,881 | 33,621 | 18,509 | 17,881 |
| Thereof: Hyundai | 7,582 | 5,115 | 4,689 | 7,192 | 8,443 | 9,134 | 13,087 | 2,518 | 4,665 |
| Skoda | 13,807 | 19,767 | 18,067 | 17,940 | 19,361 | 20,830 | 17,959 | 14,452 | 11,739 |
| France | 13,368 | 13,496 | 10,153 | 13,284 | 12,808 | 11,528 | 8,170 | 8,079 | 5,967 |
| Thereof: Toyota | 8,026 | 6,343 | 3,517 | 5,409 | 4,745 | 4,701 | 4,347 | 4,700 | 3,047 |
| Citroen | 847 | 1,369 | 1,354 | 880 | 1,224 | 1,156 | 427 | 429 | 545 |
| Peugeot | 3,281 | 4,163 | 3,533 | 5,662 | 5,185 | 3,986 | 2,112 | 2,053 | 1,395 |
| Renault | 325 | 716 | 855 | 886 | 1,409 | 1,516 | 1,079 | 862 | 949 |
| South Korea | 60,493 | 60,229 | 38,531 | 41,938 | 44,708 | 41,403 | 40,910 | 39,638 | 41,473 |
| Thereof: Hyundai | 24,313 | 24,274 | 15,637 | 16,031 | 18,526 | 16,078 | 13,949 | 15,704 | 13,305 |
| Kia | 31,806 | 29,558 | 18,127 | 21,950 | 21,689 | 20,008 | 19,516 | 18,614 | 19,370 |
| Chevrolet | 3,420 | 5,760 | 4,405 | 3,605 | 3,597 | 4,208 | 6,205 | 4,474 | 8,366 |
| Canada | 320 | 327 | 299 | 417 | 380 | 786 | 1,281 | 681 | 936 |
| Romania | 2,206 | 2,900 | 1,956 | 2,754 | 3,723 | 3,434 | 2,274 | 1,394 | 4 |
| Sweden | 624 | 927 | 558 | 655 | 705 | 341 | 185 | 141 | 80 |
| Thailand | 10,587 | 6,085 | 4,884 | 4,932 | 5,338 | 5,924 | 9,670 | 8,249 | 6,591 |
| Thereof: Mazda | 6,932 | 3,266 | 1,935 | 2,695 | 3,038 | 1,993 | 3,290 | 1,306 | - |
| Mitsubishi | 3,598 | 2,811 | 2,947 | 1,636 | 1,434 | 2,509 | 5,143 | 6,942 | 6,590 |
| Other countries | 539 | 661 | 618 | 858 | 1,072 | 1,511 | 1,395 | 1,279 | 547 |

(1) Including: private car, taxi and minibus that are designed to transport up to 9 persons (including the driver).

(2) Until 2007, by year of production.

TABLE 16. MOTOR VEHICLES DESIGNED TO TRANSPORT 10 PASSENGERS AND MORE(1), BY TYPE, MANUFACTURER, NUMBER OF SEATS AND YEAR OF FIRST USE

לוח 16. כלי רכב מנועיים להסעת 10 נוסעים ויותר(1), לפי סוג, תוצר, מספר מקומות ישיבה ושנת עלייה לכביש

| Type, manufacturer and number of seats | 2022 | | | | | | | | | | | | סך הכל Total | גיל ממוצע Average age | סוג, תוצר ומספר מקומות ישיבה |
|--|-----------------|--------------|--------------|--------------|--------------|--------------|--------------|--------------|--------------|--------------|--------------|---------------|-----------------|--------------------------|-------------------------------|
| | שנת עלייה לכביש | | | | | | | | | | | | | | |
| | 2022 | 2021 | 2020 | 2019 | 2018 | 2017 | 2016 | 2015 | 2014 | 2013 | 2012 | עד Up to 2011 | | | |
| Grand total | 3,742 | 3,745 | 2,325 | 3,883 | 3,185 | 3,510 | 3,714 | 2,428 | 2,244 | 2,111 | 1,261 | 5,681 | 37,829 | 5.6 | סך כולל |
| Type and manufacturer | | | | | | | | | | | | | | | סוג ותוצר |
| EvoBus | 283 | 394 | 179 | 340 | 228 | 204 | 108 | 82 | 1 | - | - | - | 1,819 | 2.7 | אובוס |
| BYD | 68 | 1 | - | 7 | - | 28 | - | - | - | - | - | - | 104 | 1.6 | בי.ו.י.די. |
| Golden Dragon | 456 | 518 | 137 | 360 | 177 | 307 | 321 | 189 | 30 | 9 | - | - | 2,504 | 3.1 | גולדן דרגון |
| Higer | 472 | 109 | 57 | 85 | 72 | 3 | 1 | - | - | - | - | - | 799 | 1.0 | הייגר |
| Wisdom | 154 | - | - | - | - | - | - | - | - | - | - | - | 154 | - | וויסדום |
| Volvo | 372 | 364 | 217 | 243 | 290 | 498 | 527 | 264 | 351 | 535 | 134 | 930 | 4,725 | 6.6 | וולוו |
| Yutong | 34 | 46 | 32 | 273 | 382 | 486 | 648 | 215 | 205 | 107 | 9 | - | 2,437 | 5.3 | יוטונג |
| MAN | 115 | 247 | 218 | 361 | 390 | 159 | 278 | 309 | 364 | 234 | 114 | 517 | 3,306 | 6.2 | מ.א.ן. |
| Mercedes | 1,249 | 1,362 | 1,130 | 1,411 | 1,085 | 1,048 | 1,039 | 798 | 722 | 582 | 410 | 1,963 | 12,799 | 5.4 | מרצדס |
| Scania Vabis | 114 | 91 | 47 | 112 | 58 | 29 | 9 | 63 | 117 | 82 | 116 | 229 | 1,067 | 6.6 | סקניה וביס |
| Volkswagen | 128 | 119 | 100 | 233 | 10 | 216 | 243 | 207 | 136 | 125 | 91 | 294 | 1,902 | 6.4 | פולקסווגן |
| Other | 297 | 494 | 208 | 458 | 493 | 532 | 540 | 301 | 318 | 437 | 387 | 1,748 | 6,213 | .. | אחר |
| Public | 3,572 | 3,550 | 2,164 | 3,591 | 2,876 | 3,087 | 3,199 | 1,984 | 1,751 | 1,591 | 748 | 2,538 | 30,651 | 4.8 | ציבורי |
| EvoBus | 281 | 394 | 175 | 280 | 189 | 167 | 70 | 65 | 1 | - | - | - | 1,622 | 2.5 | אובוס |
| BYD | 68 | 1 | - | 7 | - | 28 | - | - | - | - | - | - | 104 | 1.6 | בי.ו.י.די. |
| Golden Dragon | 451 | 507 | 136 | 334 | 177 | 304 | 321 | 188 | 30 | 9 | - | - | 2,457 | 3.1 | גולדן דרגון |
| Higer | 472 | 109 | 56 | 85 | 72 | 3 | 1 | - | - | - | - | - | 798 | 1.0 | הייגר |
| Wisdom | 154 | - | - | - | - | - | - | - | - | - | - | - | 154 | 0.0 | וויסדום |
| Volvo | 333 | 341 | 193 | 236 | 273 | 461 | 482 | 227 | 297 | 526 | 111 | 764 | 4,244 | 6.4 | וולוו |
| Yutong | 34 | 46 | 25 | 254 | 359 | 483 | 638 | 206 | 144 | 88 | 5 | - | 2,282 | 5.2 | יוטונג |
| MAN | 107 | 234 | 206 | 344 | 357 | 158 | 258 | 297 | 347 | 217 | 104 | 410 | 3,039 | 6.0 | מ.א.ן. |
| Mercedes | 1,190 | 1,266 | 1,053 | 1,315 | 971 | 833 | 796 | 592 | 505 | 311 | 194 | 747 | 9,773 | 4.4 | מרצדס |
| Scania Vabis | 103 | 79 | 32 | 104 | 53 | 29 | 6 | 61 | 110 | 82 | 105 | 119 | 883 | 6.0 | סקניה וביס |
| Volkswagen | 123 | 114 | 95 | 215 | 9 | 176 | 200 | 130 | 79 | 63 | 42 | 52 | 1,298 | 4.8 | פולקסווגן |
| Other | 256 | 459 | 193 | 417 | 416 | 445 | 427 | 218 | 238 | 295 | 187 | 446 | 3,997 | .. | אחר |
| Touring | 1 | 6 | 11 | 106 | 104 | 98 | 84 | 34 | 119 | 87 | 52 | 425 | 1,127 | 8.7 | סיור |
| Volvo | - | - | - | - | 4 | 10 | 13 | 4 | 8 | 3 | 4 | 74 | 120 | 10.8 | וולוו |
| MAN | - | - | - | 2 | 22 | 1 | 1 | - | 17 | 12 | 6 | 83 | 144 | 10.4 | מ.א.ן. |
| Mercedes | - | - | 5 | 1 | 6 | 41 | 26 | 12 | 28 | 50 | 28 | 197 | 394 | 10.3 | מרצדס |
| Other | 1 | 6 | 6 | 103 | 72 | 46 | 44 | 18 | 66 | 22 | 14 | 71 | 469 | .. | אחר |
| Private | 165 | 189 | 150 | 186 | 205 | 325 | 431 | 410 | 374 | 433 | 461 | 2,718 | 6,047 | 9.3 | פרטי |
| Volvo | 39 | 23 | 24 | 7 | 13 | 27 | 32 | 33 | 46 | 6 | 19 | 92 | 361 | 7.0 | וולוו |
| MAN | 8 | 13 | 12 | 15 | 11 | - | 19 | 12 | - | 5 | 4 | 24 | 123 | 5.7 | מ.א.ן. |
| Mercedes | 59 | 96 | 72 | 95 | 108 | 174 | 217 | 194 | 189 | 221 | 188 | 1,019 | 2,632 | 8.7 | מרצדס |
| Scania Vabis | 10 | 12 | 15 | - | - | - | 3 | 2 | 7 | - | 10 | 81 | 140 | 9.3 | סקניה וביס |
| Renault | 36 | 25 | 9 | 11 | 18 | 25 | 37 | 45 | 40 | 12 | 12 | 3 | 273 | 5.1 | רנו |
| Other | 13 | 20 | 18 | 58 | 55 | 99 | 123 | 124 | 92 | 189 | 228 | 1,499 | 2,518 | .. | אחר |
| Type and number of seats | | | | | | | | | | | | | | | סוג ומספר מקומות ישיבה |
| Grand total | 3,742 | 3,745 | 2,325 | 3,883 | 3,185 | 3,510 | 3,714 | 2,428 | 2,244 | 2,111 | 1,261 | 5,681 | 37,829 | 5.6 | סך כולל |
| Up to 20 | 1,439 | 1,572 | 1,296 | 1,811 | 1,326 | 1,573 | 1,541 | 1,059 | 780 | 777 | 714 | 3,174 | 17,062 | 5.9 | עד 20 |
| 21-40 | 1,096 | 1,041 | 366 | 747 | 736 | 455 | 1,128 | 455 | 413 | 394 | 195 | 484 | 7,510 | 4.5 | 20-21 |
| 41-50 | 184 | 246 | 153 | 148 | 45 | 52 | 78 | 73 | 85 | 78 | 6 | 51 | 1,199 | 3.8 | 50-41 |
| 51+ | 1,023 | 886 | 510 | 1,177 | 1,078 | 1,430 | 967 | 841 | 966 | 862 | 346 | 1,972 | 12,058 | 6.1 | +51 |
| Public | 3,576 | 3,550 | 2,164 | 3,591 | 2,876 | 3,087 | 3,199 | 1,984 | 1,751 | 1,591 | 748 | 2,538 | 30,655 | 4.8 | ציבורי |
| Up to 20 | 1,367 | 1,457 | 1,207 | 1,674 | 1,175 | 1,301 | 1,184 | 702 | 462 | 361 | 285 | 664 | 11,839 | 4.2 | עד 20 |
| 21-40 | 1,080 | 1,017 | 353 | 731 | 721 | 416 | 1,079 | 437 | 357 | 380 | 190 | 467 | 7,228 | 4.4 | 20-21 |
| 41-50 | 150 | 227 | 115 | 135 | 24 | 18 | 52 | 60 | 84 | 71 | 5 | 20 | 961 | 3.6 | 50-41 |
| 51+ | 979 | 849 | 489 | 1,051 | 956 | 1,352 | 884 | 785 | 848 | 779 | 268 | 1,387 | 10,627 | 5.7 | +51 |
| Touring | 1 | 6 | 11 | 106 | 104 | 98 | 84 | 34 | 119 | 87 | 52 | 425 | 1,127 | 8.7 | סיור |
| Up to 20 | - | - | 2 | - | 6 | 26 | 19 | 11 | 3 | 7 | 6 | 25 | 105 | 7.7 | עד 20 |
| 21-40 | - | 2 | 4 | 9 | 11 | 23 | 20 | 15 | 56 | 14 | 4 | 15 | 173 | 7.0 | 20-21 |
| 41-50 | - | - | - | 2 | - | - | - | - | - | 4 | - | 1 | 7 | 8.0 | 50-41 |
| 51+ | 1 | 4 | 5 | 95 | 87 | 49 | 45 | 8 | 60 | 62 | 42 | 384 | 842 | 9.2 | +51 |
| Private | 165 | 189 | 150 | 186 | 205 | 325 | 431 | 410 | 374 | 433 | 461 | 2,718 | 6,047 | 9.3 | פרטי |
| Up to 20 | 72 | 115 | 87 | 137 | 145 | 246 | 338 | 346 | 315 | 409 | 423 | 2,485 | 5,118 | 9.9 | עד 20 |
| 21-40 | 16 | 22 | 9 | 7 | 4 | 16 | 29 | 3 | - | - | 1 | 2 | 109 | 3.6 | 20-21 |
| 41-50 | 34 | 19 | 38 | 11 | 21 | 34 | 26 | 13 | 1 | 3 | 1 | 30 | 231 | 4.6 | 50-41 |
| 51+ | 43 | 33 | 16 | 31 | 35 | 29 | 38 | 48 | 58 | 21 | 36 | 201 | 589 | 7.9 | +51 |

(1) Including: bus, minibus and taxi with 9 passengers incl the driver..

(1) כולל אוטובוס, אוטובוס זעיר ומונית. מעל 9 נוסעים - כולל הנהג.

כלי רכב פרטיים
PRIVATE CARS

TABLE 17. PRIVATE CARS, BY COUNTRY OF PRODUCTION,
MANUFACTURER AND ENGINE CAPACITYלוח 17. כלי רכב פרטיים, לפי ארץ ייצור,
תוצר ונפח מנוע

| Country of production and manufacturer | Engine capacity (cc) | | | | | 1,301-1,600 | | נפח מנוע (סמ"ק) | | סך הכל Total | ארץ ייצור ותוצר |
|---|----------------------|-----------------|-----------------|-----------------|-----------------|----------------|------------------|-----------------|-------------------|------------------|--------------------------|
| | 4,001+ | 3,001- 4,000 | 2,001- 3,000 | 1,801- 2,000 | 1,601- 1,800 | Thereof: מזה: | סך הכל | 1,001- 1,300 | Up to עד 1,000 | | |
| | | | | | | 1,501-1,600 | Total | | | | |
| Grand total | 9,656 | 63,901 | 194,886 | 504,185 | 224,639 | 954,323 | 1,758,399 | 488,761 | 188,599 | 3,433,026 | |
| Israel | 453 | 625 | 66 | 16 | 3 | - | 1,052 | 39 | 10 | 2,264 | סך כולל ישראל |
| Italy | 62 | 167 | 651 | 2,162 | 689 | 218 | 8,277 | 3,458 | 249 | 15,715 | איטליה |
| United States | 4,502 | 33,877 | 24,951 | 13,336 | 115 | 242 | 4,189 | 2 | 23 | 80,995 | ארצות הברית |
| Thereof: BMW | 290 | 8 | 4,695 | 4,204 | - | 1 | 1 | - | - | 9,198 | מזה: ב.מ.וו. |
| Tesla | - | - | - | - | - | - | 1,685 | - | 4 | 1,689 | טסלה |
| Chrysler | 705 | 9,314 | 1,947 | 2,218 | 1 | - | - | - | - | 14,185 | קרייזלר |
| Chevrolet | 1,184 | 9,665 | 2,517 | 1,538 | 6 | - | 2,211 | - | 15 | 17,136 | שבדולט |
| Belgium | - | 3 | 7,318 | 9,682 | 396 | 1,393 | 7,209 | 4 | 1,436 | 26,048 | בלגיה |
| Thereof: Audi | - | - | - | 55 | 31 | - | 2,731 | - | 1,436 | 4,253 | מזה: אאודי |
| Volvo | - | 2 | 2,762 | 5,820 | 1 | 935 | 3,720 | - | - | 12,305 | וולוו |
| Germany | 2,669 | 5,777 | 20,392 | 44,928 | 12,110 | 44,397 | 94,101 | 7,230 | 1,173 | 188,380 | גרמניה |
| Thereof: Audi | 190 | 573 | 2,088 | 7,465 | 3,608 | 484 | 7,177 | 152 | 465 | 21,718 | מזה: אאודי |
| Opel | 1 | 1 | 142 | 1,053 | 158 | 665 | 3,677 | 518 | 3 | 5,553 | אופל |
| BMW | 525 | 153 | 5,557 | 12,032 | 280 | 2,019 | 8,604 | 1 | 12 | 27,164 | ב.מ.וו. |
| Tesla | - | - | - | - | - | - | 1,088 | - | - | 1,088 | טסלה |
| Mercedes | 1,762 | 4,343 | 11,374 | 11,171 | 1,912 | 4,731 | 8,386 | - | 17 | 38,965 | מרצדס |
| Volkswagen | 2 | 38 | 160 | 10,000 | 6,130 | 8,770 | 30,710 | 4,661 | 421 | 52,122 | פולקסווגן |
| Ford | 1 | 1 | 3 | 2,948 | 19 | 27,667 | 34,230 | 1,896 | 245 | 39,343 | פורד |
| India | - | - | - | 2 | - | 4,749 | 16,089 | 52,670 | 15,184 | 83,945 | הודו |
| Thereof: Hyundai | - | - | - | 1 | - | 4,749 | 15,701 | 10,353 | - | 26,055 | מזה: יונדאי |
| Hungary | 1 | 6 | 222 | 1,752 | 597 | 34,682 | 68,609 | 18,607 | 1,977 | 91,771 | הונגריה |
| United Kingdom | 702 | 241 | 3,273 | 27,755 | 47,964 | 34,154 | 57,822 | 11,618 | 3,362 | 152,737 | הממלכה המאוחדת |
| Thereof: Honda | - | - | 250 | 5,976 | 15,494 | 354 | 4,096 | 156 | 1,382 | 27,354 | מזה: הונדה |
| Toyota | 1 | 3 | 2 | 5,972 | 29,725 | 8,159 | 8,161 | 2 | - | 43,866 | טויוטה |
| Nissan | - | 1 | 1 | 11,093 | 2,656 | 24,240 | 38,526 | 10,886 | 1,880 | 65,043 | ניסן |
| Turkey | - | 2 | 1 | 1,100 | 96,396 | 97,484 | 138,265 | 13,426 | 2,610 | 251,800 | טורקיה |
| Thereof: Toyota | - | - | - | 21 | 79,504 | 75,308 | 76,896 | 412 | - | 156,835 | מזה: טויוטה |
| Renault | - | - | - | 1,069 | 2 | 12,910 | 50,288 | 11,548 | 2,610 | 65,517 | רנו |
| Taiwan | 1 | - | - | - | - | 5,522 | 48,411 | 44,316 | 34,232 | 126,960 | טייוואן |
| Japan | 753 | 8,012 | 90,700 | 243,797 | 38,224 | 254,248 | 391,871 | 45,236 | 377 | 818,970 | יפן |
| Thereof: Honda | - | 77 | 841 | 9,974 | 8,095 | 3,037 | 34,918 | 160 | - | 54,065 | מזה: הונדה |
| Toyota | 466 | 1,269 | 45,322 | 15,042 | 19,849 | 82,628 | 91,508 | 2,741 | 146 | 176,343 | טויוטה |
| Lexus | 225 | 2,034 | 6,296 | 3,728 | 2,232 | - | 198 | - | - | 14,713 | לקסוס |
| Mazda | 1 | 5 | 9,142 | 116,094 | - | 99,421 | 144,410 | 2 | - | 269,654 | מזדה |
| Mitsubishi | - | 2,769 | 13,147 | 60,152 | 5,610 | 14,694 | 29,650 | 3 | - | 111,331 | מיצובישי |
| Nissan | 56 | 1,635 | 332 | 1,785 | 2,394 | 8,551 | 12,910 | 2 | 1 | 19,115 | ניסן |
| Subaru | - | 206 | 12,476 | 35,450 | 44 | 24,466 | 34,231 | 117 | 48 | 82,572 | סובארו |
| Suzuki | 2 | 1 | 3,060 | 1,569 | - | 21,313 | 38,497 | 18,879 | 66 | 62,074 | סוזוקי |
| Mexico | 8 | 1,083 | 3,373 | 8,467 | 6,091 | 15,316 | 30,782 | 6,390 | 1 | 56,195 | מקסיקו |
| Thereof: Nissan | 1 | - | - | 4,220 | 6,079 | 9,201 | 9,201 | - | - | 19,501 | מזה: ניסן |
| Volkswagen | 1 | - | 21 | 1,644 | 9 | 5,790 | 10,099 | 6,390 | - | 18,164 | פולקסווגן |
| China | - | 3 | - | 574 | 153 | 933 | 35,856 | 1 | 2,387 | 38,974 | סין |
| Thereof: BYD | - | - | - | - | - | - | 3,712 | - | - | 3,712 | מזה: ב.יו.ד. |
| Geely | - | - | - | - | - | - | 6,974 | - | 19 | 6,993 | ג'ילי |
| Tesla | - | - | - | - | - | - | 9,127 | - | - | 9,127 | טסלה |
| Saic | - | - | - | - | 152 | - | 10,312 | - | 2,357 | 12,821 | סאיק |
| Slovakia | 9 | 188 | 2,666 | 24,312 | - | 72,371 | 76,837 | 11,137 | 4,764 | 119,913 | סלובקיה |
| Thereof: Kia | - | - | - | 24,301 | - | 67,762 | 71,734 | 1 | - | 96,036 | מזה: קיה |
| Spain | 1 | 3 | 1,130 | 6,677 | 3,741 | 47,972 | 100,451 | 42,892 | 46,024 | 200,919 | ספרד |
| Thereof: Opel | - | - | - | - | 1 | 8 | 9,740 | 3,821 | 2 | 13,564 | מזה: אופל |
| Seat | - | - | - | 2,325 | 3,338 | 3,197 | 19,239 | 14,758 | 40,582 | 80,242 | סיאט |
| Volkswagen | - | - | - | 363 | 333 | 471 | 7,665 | 7,735 | 4,348 | 20,444 | פולקסווגן |
| Ford | 1 | - | 5 | 518 | - | 32,454 | 35,239 | 77 | 20 | 35,860 | פורד |
| Renault | - | - | - | 224 | 69 | 671 | 10,039 | 5,649 | 121 | 16,102 | רנו |
| Poland | - | - | 8 | 2,492 | 59 | 1,589 | 10,707 | 8,828 | 167 | 22,261 | פולין |
| Czech Republic | 3 | 17 | 11 | 56,742 | 10,964 | 67,844 | 154,345 | 48,705 | 41,235 | 312,022 | צ'כיה |
| Thereof: Hyundai | - | - | - | 35,945 | 2 | 58,664 | 59,953 | - | - | 95,900 | מזה: יונדאי |
| Skoda | - | 17 | 10 | 20,567 | 10,962 | 8,985 | 83,635 | 48,264 | 24,728 | 188,183 | סקודה |
| France | 2 | 1 | 127 | 5,556 | 295 | 35,928 | 108,039 | 24,515 | 1,720 | 140,255 | צרפת |
| Thereof: Toyota | - | - | 1 | 32 | - | 2 | 53,428 | 5,547 | 10 | 59,018 | מזה: טויוטה |
| Citroen | - | - | 40 | 1,928 | 44 | 10,992 | 13,685 | 2,648 | 83 | 18,428 | סיטרואן |
| Peugeot | 1 | - | 80 | 1,832 | 193 | 22,372 | 30,293 | 13,484 | 1 | 45,884 | פיג'ו |
| Renault | - | 1 | 5 | 1,515 | 58 | 2,237 | 9,743 | 1,373 | 26 | 12,721 | רנו |
| South Korea | 7 | 4,298 | 36,588 | 47,492 | 6,699 | 232,446 | 358,322 | 111,290 | 20,683 | 585,379 | קוריאה הדרומית |
| Thereof: Hyundai | 6 | 486 | 20,018 | 26,335 | 20 | 152,303 | 199,975 | - | 215 | 247,055 | מזה: יונדאי |
| Kia | 1 | 3,433 | 12,156 | 17,784 | 1,691 | 64,616 | 97,230 | 105,570 | 17,973 | 255,838 | קיה |
| Chevrolet | - | 378 | 1,084 | 2,353 | 4,529 | 14,885 | 57,197 | 5,720 | 2,492 | 73,753 | שבדולט |
| Canada | 155 | 8,633 | 642 | 1,160 | 79 | - | 5 | - | - | 10,674 | קנדה |
| Romania | - | - | - | - | - | 1,038 | 13,765 | 1,854 | 5,716 | 21,335 | רומניה |
| Sweden | 40 | 270 | 1,354 | 5,106 | 56 | 165 | 181 | - | 4 | 7,011 | שוודיה |
| Thailand | - | - | 36 | - | - | 447 | 28,213 | 35,029 | 4,367 | 67,645 | תאילנד |
| Thereof: Mazda | - | - | 1 | - | - | - | 27,706 | - | - | 27,707 | מזה: מזדה |
| Mitsubishi | - | - | 8 | - | - | 447 | 453 | 35,029 | 245 | 35,735 | מיצובישי |
| Other countries | 288 | 695 | 1,377 | 1,077 | 8 | 1,185 | 5,001 | 1,514 | 898 | 10,858 | יתר הארצות |

לוח 18. כלי רכב פרטיים, לפי ארץ ייצור, תוצר ושנת עלייה לכביש (1)

| 2022 | | | | | | מספרים מוחלטים, למעט גיל ממוצע (שנים) | | ארץ ייצור ותוצר |
|---------|---------|---------|-----------|-----------|-----------------------------------|---------------------------------------|--------------------------|-----------------|
| 2013 | 2012 | 2011 | 2007-2010 | 2003-2006 | שנת עלייה לכביש (1) Up to 2002 | סך הכל Total | גיל ממוצע Average age | |
| 176,419 | 163,237 | 170,376 | 538,816 | 147,906 | 61,707 | 3,433,026 | 7.2 | סך כולל |
| - | 1 | 2 | 3 | 5 | 1,200 | 2,264 | 18.4 | ישראל |
| 860 | 958 | 1,544 | 2,698 | 957 | 1,121 | 15,715 | 9.9 | איטליה |
| 2,988 | 4,170 | 4,095 | 13,229 | 1,678 | 3,368 | 80,995 | 7.6 | ארצות הברית |
| 334 | 319 | 387 | 910 | 36 | 21 | 9,198 | 5.2 | מזה: ב.מ.וו. |
| - | - | - | - | - | - | 1,689 | 0.8 | טסלה |
| 574 | 1,009 | 769 | 3,840 | 100 | 372 | 14,185 | 8.2 | קרייזלר |
| 712 | 1,178 | 1,172 | 3,889 | 1,046 | 922 | 17,136 | 9.8 | שברולט |
| 1,747 | 1,974 | 2,257 | 6,187 | 781 | 940 | 26,048 | 8.8 | בלגיה |
| 281 | 319 | 295 | 29 | - | - | 4,253 | 5.8 | מזה: אאודי |
| 517 | 512 | 639 | 2,157 | 227 | 468 | 12,305 | 7.3 | וולוו |
| 15,477 | 19,623 | 10,642 | 26,786 | 7,336 | 10,049 | 188,380 | 8.8 | גרמניה |
| 1,270 | 964 | 975 | 3,129 | 707 | 553 | 21,718 | 7.3 | מזה: אאודי |
| 566 | 481 | 406 | 160 | 61 | 271 | 5,553 | 8.2 | אופל |
| 972 | 906 | 744 | 2,508 | 940 | 1,946 | 27,164 | 7.3 | ב.מ.וו. |
| - | - | - | - | - | - | 1,088 | - | טסלה |
| 1,690 | 1,141 | 1,216 | 5,473 | 2,144 | 3,302 | 38,965 | 8.7 | מרצדס |
| 2,917 | 2,770 | 3,793 | 12,164 | 3,390 | 3,531 | 52,122 | 10.3 | פולקסווגן |
| 7,944 | 13,271 | 3,419 | 3,077 | 23 | 242 | 39,343 | 9.1 | פורד |
| 7,196 | 6,836 | 10,427 | 13,229 | - | 12 | 83,945 | 7.5 | הודו |
| 1,542 | 2,235 | 4,634 | 10,121 | - | - | 26,055 | 8.5 | מזה: יונדאי |
| 6,830 | 5,870 | 3,903 | 3,978 | 79 | 313 | 91,771 | 5.8 | הונגריה |
| 11,506 | 9,158 | 8,783 | 18,143 | 8,341 | 1,911 | 152,737 | 7.6 | הממלכה המאוחדת |
| 3,063 | 2,100 | 2,114 | 3,692 | 617 | 386 | 27,354 | 8.2 | מזה: הונדה |
| 2,376 | 1,278 | 942 | 4,123 | 5,097 | 306 | 43,866 | 7.4 | טויוטה |
| 5,220 | 5,119 | 5,288 | 9,447 | 2,399 | 310 | 65,043 | 7.5 | ניסן |
| 14,417 | 6,702 | 7,606 | 24,520 | 14,165 | 3 | 251,800 | 6.4 | טורקיה |
| 7,673 | 2,078 | 2,428 | 7,328 | 9,136 | - | 156,835 | 5.6 | טויוטה |
| 5,039 | 3,145 | 3,640 | 6,619 | 678 | - | 65,517 | 6.4 | רנו |
| 5,744 | 5,687 | 6,114 | 17,223 | 2 | - | 126,960 | 6.1 | טייוואן |
| 24,859 | 25,602 | 44,974 | 261,255 | 74,031 | 33,396 | 818,970 | 9.6 | יפן |
| 2,306 | 2,055 | 2,717 | 15,974 | 6,369 | 3,680 | 54,065 | 10.7 | מזה: הונדה |
| 5,390 | 9,622 | 13,392 | 60,894 | 15,167 | 10,310 | 176,343 | 10.2 | טויוטה |
| 535 | 442 | 386 | 384 | 3 | 2 | 14,713 | 4.4 | לקסוס |
| 9,539 | 8,938 | 15,544 | 99,778 | 31,101 | 8,437 | 269,654 | 10.4 | מזדה |
| 3,585 | 1,759 | 5,186 | 20,705 | 4,570 | 932 | 111,331 | 6.9 | מיצובישי |
| 168 | 305 | 374 | 705 | 181 | 870 | 19,115 | 5.1 | ניסן |
| 2,184 | 1,583 | 2,637 | 17,399 | 6,495 | 4,102 | 82,572 | 8.8 | סובארו |
| 1,151 | 898 | 2,596 | 23,253 | 6,747 | 3,678 | 62,074 | 10.2 | סוזוקי |
| 2,245 | 2,603 | 3,217 | 12,935 | 69 | 108 | 56,195 | 6.9 | מקסיקו |
| - | 57 | 927 | 6,565 | 1 | - | 19,501 | 6.9 | מזה: ניסן |
| 1,619 | 1,741 | 2,052 | 5,700 | 17 | 77 | 18,164 | 9.2 | פולקסווגן |
| 500 | 96 | 142 | 13 | 1 | 1 | 38,974 | 0.9 | סין |
| - | - | - | - | - | - | 1,740 | 0.2 | מזה: אייוויס |
| - | - | - | - | - | - | 3,712 | - | בי.וו.י.ד. |
| - | - | - | - | - | - | 6,993 | 0.0 | ג'ילי |
| - | - | - | - | - | - | 9,127 | 0.5 | טסלה |
| 492 | 94 | 142 | 10 | - | - | 12,821 | 2.0 | סאיק |
| 4,415 | 2,017 | 1,674 | 1,934 | 1 | - | 119,913 | 4.8 | סלובקיה |
| 1,954 | 1,004 | 1,145 | 1,681 | - | - | 96,036 | 4.8 | מזה: קיה |
| 9,794 | 9,167 | 9,874 | 32,841 | 9,193 | 2,561 | 200,919 | 7.1 | ספרד |
| 1,113 | 1,056 | 1,608 | 735 | 72 | 152 | 13,564 | 6.3 | מזה: אופל |
| 3,732 | 4,697 | 3,240 | 3,507 | 654 | 193 | 80,242 | 5.1 | סיאט |
| 1,443 | 2,005 | 2,125 | 4,132 | 1,266 | 300 | 20,444 | 8.7 | פולקסווגן |
| 221 | 87 | 2,338 | 22,241 | 6,589 | 1,362 | 35,860 | 13.6 | פורד |
| 846 | 41 | 38 | 88 | 531 | 536 | 16,102 | 5.9 | רנו |
| 3,302 | 2,211 | 1,590 | 981 | 198 | 40 | 22,261 | 7.3 | פולין |
| 19,640 | 15,444 | 16,161 | 27,605 | 960 | 212 | 312,022 | 5.7 | צ'כיה |
| 7,158 | 3,915 | 7,554 | 14,890 | 1 | - | 95,900 | 6.5 | מזה: יונדאי |
| 10,140 | 9,193 | 6,995 | 12,154 | 958 | 212 | 188,183 | 5.4 | סקודה |
| 6,423 | 7,697 | 4,998 | 15,709 | 7,470 | 1,973 | 140,255 | 6.5 | צרפת |
| 3,902 | 3,471 | 181 | 2,882 | 3,808 | - | 59,018 | 5.6 | מזה: טויוטה |
| 885 | 1,590 | 2,279 | 4,944 | 756 | 308 | 18,428 | 8.9 | סיטרואן |
| 893 | 1,916 | 2,105 | 5,727 | 2,534 | 1,444 | 45,884 | 6.8 | פיגו |
| 652 | 558 | 330 | 2,126 | 288 | 206 | 12,721 | 7.3 | רנו |
| 35,794 | 35,667 | 29,112 | 54,085 | 21,252 | 2,117 | 585,379 | 6.2 | קוראה הדרומית |
| 14,224 | 15,629 | 9,610 | 30,591 | 17,960 | 1,602 | 247,055 | 6.9 | מזה: יונדאי |
| 17,053 | 15,719 | 11,524 | 11,272 | 531 | 394 | 255,838 | 5.1 | קיה |
| 4,090 | 4,159 | 7,528 | 11,179 | 2,757 | - | 73,753 | 7.5 | שברולט |
| 676 | 651 | 737 | 2,491 | 571 | 189 | 10,674 | 9.0 | קנדה |
| 1 | - | - | 1,040 | - | 1 | 21,335 | 3.9 | רומניה |
| 90 | 127 | 186 | 731 | 499 | 1,163 | 7,011 | 10.0 | שוודיה |
| 1,672 | 749 | 2,074 | 437 | - | 453 | 67,645 | 4.6 | תאילנד |
| - | 748 | 2,071 | 433 | - | - | 27,707 | 3.7 | מזה: מזדה |
| 1,671 | 1 | - | - | - | 453 | 35,735 | 5.3 | מיצובישי |
| 243 | 228 | 266 | 766 | 322 | 1,776 | 13,122 | - | יתר הארצות |

(1) עד שנת 2007, לפי שנת ייצור.

TABLE 18. PRIVATE CARS, BY COUNTRY OF PRODUCTION, MANUFACTURER AND YEAR OF FIRST USE(1)

| Absolute numbers, except average age (years) | | 2022 | | | | | | | |
|--|----------------------|----------------|----------------|----------------|----------------|----------------|----------------|----------------|----------------|
| Country of production and manufacturer | Year of first use(1) | | | | | | | | |
| | 2022 | 2021 | 2020 | 2019 | 2018 | 2017 | 2016 | 2015 | 2014 |
| Grand total | 259,636 | 280,473 | 204,182 | 234,309 | 246,831 | 256,775 | 257,043 | 226,468 | 208,848 |
| Israel | 581 | 469 | 1 | 1 | 1 | - | - | - | - |
| Italy | 792 | 770 | 316 | 434 | 922 | 1,367 | 1,185 | 1,013 | 778 |
| United States | 8,539 | 10,019 | 4,685 | 4,364 | 4,624 | 5,503 | 4,979 | 4,691 | 4,063 |
| Thereof: BMW | 1,348 | 1,002 | 617 | 703 | 798 | 946 | 785 | 605 | 387 |
| Tesla | 284 | 1,391 | 10 | 1 | 1 | 2 | - | - | - |
| Chrysler | 618 | 744 | 1,385 | 1,098 | 833 | 827 | 675 | 701 | 640 |
| Chevrolet | 638 | 930 | 607 | 785 | 907 | 1,154 | 1,169 | 959 | 1,068 |
| Belgium | 1,083 | 1,406 | 965 | 1,120 | 1,068 | 1,737 | 1,796 | 1,474 | 1,513 |
| Thereof: Audi | 123 | 221 | 320 | 339 | 331 | 572 | 738 | 425 | 260 |
| Volvo | 960 | 1,185 | 644 | 781 | 737 | 892 | 1,010 | 793 | 783 |
| Germany | 9,906 | 9,856 | 7,156 | 8,617 | 11,818 | 13,939 | 13,777 | 10,358 | 13,040 |
| Thereof: Audi | 1,073 | 1,484 | 1,144 | 1,693 | 1,741 | 2,169 | 1,828 | 1,660 | 1,328 |
| Opel | 73 | 29 | 68 | 376 | 679 | 750 | 597 | 574 | 462 |
| BMW | 2,692 | 2,635 | 1,552 | 2,221 | 2,515 | 2,455 | 2,154 | 1,709 | 1,215 |
| Tesla | 1,088 | - | - | - | - | - | - | - | - |
| Mercedes | 3,359 | 3,005 | 1,965 | 2,296 | 3,044 | 3,332 | 2,841 | 2,233 | 1,924 |
| Volkswagen | 926 | 1,830 | 1,812 | 1,909 | 3,506 | 3,812 | 4,236 | 3,195 | 2,331 |
| Ford | 382 | 658 | 467 | - | 124 | 1,191 | 1,949 | 895 | 5,701 |
| India | 2,304 | 2,216 | 3,327 | 5,364 | 7,328 | 7,274 | 5,801 | 6,061 | 6,570 |
| Thereof: Hyundai | 1,916 | 2,216 | 1,720 | 1,545 | - | - | - | - | 126 |
| Hungary | 7,055 | 7,703 | 5,146 | 6,168 | 6,360 | 8,864 | 10,222 | 9,679 | 9,601 |
| United Kingdom | 4,450 | 10,297 | 8,527 | 10,327 | 10,444 | 12,928 | 12,714 | 12,770 | 12,438 |
| Thereof: Honda | 127 | 591 | 519 | 865 | 1,721 | 2,915 | 2,054 | 2,959 | 3,631 |
| Toyota | 1,378 | 3,787 | 2,870 | 3,180 | 3,310 | 4,224 | 4,258 | 3,843 | 2,894 |
| Nissan | 1,827 | 4,504 | 3,774 | 4,928 | 4,334 | 4,426 | 4,638 | 4,425 | 4,404 |
| Turkey | 13,909 | 24,386 | 19,594 | 24,816 | 20,496 | 22,876 | 19,190 | 18,919 | 20,201 |
| Toyota | 11,809 | 19,729 | 15,068 | 18,160 | 11,744 | 14,074 | 11,542 | 12,416 | 13,650 |
| Renault | 2,095 | 4,652 | 4,499 | 5,654 | 6,845 | 6,467 | 5,466 | 5,331 | 5,387 |
| Taiwan | 9,512 | 11,716 | 10,173 | 13,330 | 9,018 | 8,919 | 8,737 | 10,387 | 10,398 |
| Japan | 38,287 | 46,191 | 36,267 | 42,282 | 42,327 | 38,689 | 38,926 | 37,639 | 34,245 |
| Thereof: Honda | 270 | 2,460 | 1,961 | 3,327 | 2,792 | 3,079 | 2,337 | 1,337 | 3,401 |
| Toyota | 9,436 | 9,740 | 7,652 | 8,485 | 5,081 | 4,730 | 5,799 | 5,700 | 4,945 |
| Lexus | 1,855 | 1,828 | 1,444 | 1,562 | 1,449 | 1,170 | 1,346 | 1,376 | 931 |
| Mazda | 11,779 | 11,670 | 7,266 | 7,696 | 9,571 | 9,983 | 9,468 | 13,851 | 15,033 |
| Mitsubishi | 6,917 | 7,883 | 8,718 | 11,268 | 10,333 | 7,155 | 10,738 | 7,033 | 4,549 |
| Nissan | 408 | 2,878 | 2,203 | 2,405 | 3,618 | 3,076 | 1,440 | 325 | 159 |
| Subaru | 4,246 | 5,326 | 3,660 | 4,269 | 5,632 | 6,449 | 7,399 | 7,201 | 3,990 |
| Suzuki | 3,376 | 4,406 | 3,363 | 3,267 | 3,848 | 3,040 | 398 | 816 | 1,237 |
| Mexico | 3,895 | 5,132 | 2,759 | 3,123 | 6,125 | 5,040 | 3,169 | 3,504 | 2,271 |
| Thereof: Nissan | 1,355 | 2,989 | 820 | 1,440 | 1,831 | 1,740 | 467 | 1,299 | 10 |
| Volkswagen | 1,317 | 22 | 3 | 1 | 245 | 816 | 1,400 | 1,660 | 1,494 |
| China | 24,747 | 8,833 | 1,711 | 1,088 | 613 | 225 | 243 | 704 | 57 |
| Thereof: Aiyaws | 1,311 | 427 | 2 | - | - | - | - | - | - |
| BYD | 3,712 | - | - | - | - | - | - | - | - |
| Geely | 6,825 | 168 | - | - | - | - | - | - | - |
| Tesla | 4,289 | 4,838 | - | - | - | - | - | - | - |
| Saic | 5,108 | 2,908 | 1,389 | 1,028 | 473 | 222 | 243 | 704 | 8 |
| Slovakia | 8,177 | 12,139 | 7,848 | 10,110 | 12,324 | 15,482 | 20,407 | 15,792 | 7,593 |
| Thereof: Kia | 6,022 | 9,800 | 6,243 | 7,902 | 11,171 | 13,829 | 16,954 | 13,131 | 5,200 |
| Spain | 14,721 | 18,697 | 13,945 | 11,896 | 13,979 | 14,629 | 16,144 | 13,448 | 10,030 |
| Thereof: Opel | 1,539 | 1,424 | 658 | 231 | 1,111 | 817 | 895 | 1,188 | 965 |
| Seat | 6,926 | 10,533 | 8,113 | 7,241 | 7,305 | 6,726 | 7,098 | 6,126 | 4,151 |
| Volkswagen | 804 | 1,592 | 1,179 | 649 | 274 | 702 | 1,481 | 1,230 | 1,262 |
| Ford | 5 | 8 | 236 | 478 | 792 | 465 | 672 | 123 | 243 |
| Renault | 687 | 1,172 | 1,056 | 1,383 | 1,563 | 2,696 | 2,798 | 1,479 | 1,188 |
| Poland | 311 | 239 | 831 | 905 | 1,604 | 2,244 | 2,696 | 2,403 | 2,706 |
| Czech Republic | 24,083 | 26,433 | 24,281 | 25,944 | 29,391 | 32,391 | 33,403 | 18,264 | 17,810 |
| Thereof: Hyundai | 7,556 | 5,098 | 4,689 | 7,192 | 8,443 | 9,134 | 13,087 | 2,518 | 4,665 |
| Skoda | 13,003 | 18,982 | 17,300 | 16,575 | 18,715 | 20,340 | 17,741 | 14,207 | 11,668 |
| France | 13,201 | 13,338 | 9,990 | 13,179 | 12,764 | 11,478 | 8,042 | 8,045 | 5,948 |
| Thereof: Toyota | 8,003 | 6,334 | 3,514 | 5,390 | 4,741 | 4,698 | 4,347 | 4,700 | 3,047 |
| Citroen | 722 | 1,220 | 1,221 | 835 | 1,197 | 1,149 | 400 | 396 | 526 |
| Peugeot | 3,263 | 4,163 | 3,509 | 5,621 | 5,173 | 3,977 | 2,111 | 2,053 | 1,395 |
| Renault | 325 | 716 | 852 | 886 | 1,408 | 1,506 | 1,058 | 861 | 949 |
| South Korea | 59,845 | 59,783 | 38,388 | 41,717 | 44,525 | 41,272 | 40,815 | 39,579 | 41,428 |
| Hyundai | 24,038 | 24,187 | 15,636 | 16,031 | 18,520 | 16,078 | 13,947 | 15,699 | 13,303 |
| Kia | 31,480 | 29,260 | 18,003 | 21,842 | 21,557 | 19,887 | 19,424 | 18,561 | 19,331 |
| Chevrolet | 3,420 | 5,760 | 4,405 | 3,605 | 3,597 | 4,208 | 6,205 | 4,474 | 8,366 |
| Canada | 291 | 288 | 299 | 417 | 380 | 786 | 1,281 | 681 | 936 |
| Romania | 2,198 | 2,890 | 1,913 | 2,662 | 3,606 | 3,363 | 2,267 | 1,390 | 4 |
| Sweden | 624 | 926 | 558 | 655 | 705 | 341 | 185 | 141 | 80 |
| Thailand | 10,587 | 6,085 | 4,884 | 4,932 | 5,338 | 5,924 | 9,670 | 8,249 | 6,591 |
| Thereof: Mazda | 6,932 | 3,266 | 1,935 | 2,695 | 3,038 | 1,993 | 3,290 | 1,306 | - |
| Mitsubishi | 3,598 | 2,811 | 2,947 | 1,636 | 1,434 | 2,509 | 5,143 | 6,942 | 6,590 |
| Other countries | 1,119 | 1,130 | 619 | 859 | 1,072 | 1,504 | 1,394 | 1,277 | 547 |

(1) Until 2007, by year of production.

**TABLE 19. PRIVATE CARS, BY ENGINE CAPACITY,
MANUFACTURER AND YEAR OF FIRST USE**

לוח 19. כלי רכב פרטיים, לפי נפח מנוע,

תוצר ושנת עלייה לכביש

Absolute numbers, except average age (years)

2022

מספרים מוחלטים, למעט גיל ממוצע (שנים)

| Engine capacity and manufacturer | Year of first use | | | | | | | | | שנת עלייה לכביש עד 2014 | סך הכל Total | גיל ממוצע Average age | נפח מנוע ותוצר |
|----------------------------------|-------------------|----------------|----------------|----------------|----------------|----------------|----------------|----------------|------------------|----------------------------|-----------------|--------------------------|----------------|
| | 2022 | 2021 | 2020 | 2019 | 2018 | 2017 | 2016 | 2015 | 2014 | | | | |
| Grand total | 259,636 | 280,473 | 204,182 | 234,309 | 246,831 | 256,775 | 257,043 | 226,468 | 1,467,309 | 3,433,026 | 7.2 | סך כולל | |
| Up to 1,000 | 15,648 | 28,556 | 24,654 | 25,214 | 20,045 | 14,877 | 14,829 | 10,314 | 34,365 | 188,502 | 4.4 | עד 1,000 | |
| Thereof: | | | | | | | | | | | | מזה: | |
| Dacia | 114 | 331 | 540 | 790 | 654 | 1,050 | 847 | 476 | 1 | 4,803 | 4.2 | דאצ'יה | |
| Hyundai | 4,695 | 6,116 | 6,547 | 5,282 | 151 | 1,304 | 2,258 | 3,927 | 4,167 | 34,447 | 3.5 | יונדאי | |
| Suzuki | - | - | 800 | 1,774 | 866 | 1,420 | 1,236 | 1 | 67 | 6,164 | 4.4 | סוזוקי | |
| Seat | 2,467 | 8,712 | 7,405 | 6,136 | 6,157 | 4,617 | 4,608 | 767 | 982 | 41,851 | 3.1 | סיאט | |
| Skoda | 2,222 | 5,011 | 2,668 | 4,416 | 8,024 | 2,738 | 607 | 719 | 1,818 | 28,223 | 3.3 | סקודה | |
| Volkswagen | 811 | 1,650 | 1,140 | 907 | 264 | 18 | 29 | 152 | 209 | 5,180 | 2.1 | פולקסווגן | |
| Ford | 357 | 766 | 18 | - | 8 | - | 12 | - | 28 | 1,189 | 1.8 | פורד | |
| Kia | 1,653 | 3,350 | 2,885 | 3,392 | 1,063 | 367 | 1,453 | 728 | 3,081 | 17,972 | 3.8 | קיה | |
| 1,001-1,300 | 31,252 | 31,404 | 24,531 | 31,616 | 38,382 | 51,739 | 55,037 | 56,250 | 168,550 | 488,761 | 6.5 | 1,300-1,001 | |
| Thereof: | | | | | | | | | | | | מזה: | |
| Opel | 2,160 | 1,421 | 793 | 475 | 237 | 1 | - | 10 | 497 | 5,594 | 2.5 | אופל | |
| Hyundai | 4,817 | 5,600 | 3,626 | 8,045 | 7,295 | 4,801 | 3,401 | 3,698 | 13,386 | 54,669 | 5.0 | יונדאי | |
| Mitsubishi | 3,593 | 2,809 | 2,947 | 1,636 | 1,434 | 2,473 | 5,136 | 6,928 | 8,077 | 35,033 | 5.1 | מיצובישי | |
| Nissan | - | 1 | - | 1,509 | 7,398 | 6,523 | 6,597 | 6,497 | 12,642 | 41,167 | 6.5 | ניסן | |
| Suzuki | 2,407 | 3,656 | 2,871 | 2,968 | 3,685 | 3,294 | 867 | 2,355 | 15,387 | 37,490 | 6.3 | סוזוקי | |
| Citroen | 2,755 | 1,983 | 1,415 | 1,989 | 1,979 | 1,489 | 864 | 486 | 113 | 13,073 | 2.7 | סיטרואן | |
| Fiat | - | 161 | 169 | 308 | 500 | 887 | 1,408 | 1,707 | 8,492 | 13,632 | 9.3 | פיאט | |
| Peugeot | 2,636 | 4,140 | 3,485 | 3,106 | 1,869 | 2,817 | 3,749 | 2,748 | 942 | 25,492 | 3.6 | פיג'ו | |
| Kia | 12,860 | 11,603 | 7,586 | 7,769 | 8,139 | 10,737 | 11,201 | 11,214 | 24,462 | 105,571 | 4.7 | קיה | |
| 1,301-1,600 | 106,327 | 116,202 | 85,204 | 95,452 | 113,608 | 115,607 | 116,611 | 102,544 | 865,137 | 1,716,692 | 8.0 | 1,600-1,301 | |
| Thereof: | | | | | | | | | | | | מזה: | |
| Audi | 1,113 | 1,668 | 1,295 | 1,177 | 1,387 | 1,956 | 1,251 | 1,187 | 2,698 | 13,732 | 4.9 | אאודי | |
| Opel | 4 | 198 | 344 | 348 | 2,783 | 3,912 | 4,464 | 4,011 | 13,187 | 29,251 | 7.6 | אופל | |
| BMW | 1,013 | 1,392 | 828 | 1,346 | 1,360 | 1,279 | 1,125 | 988 | 2,805 | 12,136 | 5.2 | ב.מ.וו. | |
| Jeep | 581 | 468 | 75 | 279 | 141 | - | - | - | - | 1,544 | 1.3 | ג'יפ | |
| Dacia | 1,857 | 1,869 | 1,415 | 2,201 | 3,434 | 2,151 | 1,122 | 770 | 4 | 14,823 | 3.2 | דאצ'יה | |
| Honda | 710 | 2,986 | 2,359 | 4,878 | 5,049 | 4,444 | 3,494 | 1,063 | 23,533 | 48,516 | 8.7 | הונדה | |
| Volvo | 536 | 1,077 | 385 | 161 | 110 | 106 | 135 | 191 | 849 | 3,550 | 3.7 | וולוו | |
| Toyota | 9,037 | 7,123 | 4,565 | 7,011 | 10,355 | 13,794 | 15,164 | 17,236 | 145,876 | 230,161 | 9.8 | טויוטה | |
| Hyundai | 26,768 | 25,963 | 17,240 | 17,231 | 19,150 | 18,913 | 18,976 | 16,801 | 159,770 | 320,812 | 7.4 | יונדאי | |
| Mazda | 9,420 | 3,502 | 1,935 | 2,828 | 3,392 | 2,912 | 6,946 | 8,243 | 132,912 | 172,090 | 11.2 | מזדה | |
| Mitsubishi | 1,803 | 777 | 1,378 | 2,351 | 2,112 | 1 | 23 | 326 | 21,904 | 30,675 | 10.8 | מיצובישי | |
| Mercedes | 1,544 | 1,653 | 921 | 1,218 | 845 | 1,036 | 1,256 | 1,096 | 1,530 | 11,099 | 4.0 | מרצדס | |
| Nissan | 1,828 | 5,779 | 4,223 | 6,278 | 4,975 | 4,566 | 3,568 | 3,802 | 27,044 | 62,063 | 7.0 | ניסן | |
| Saic | 5,023 | 1,264 | - | 3 | - | 222 | 243 | 704 | 594 | 8,053 | 1.8 | סאיק | |
| Subaru | 100 | 184 | 504 | 740 | 2,153 | 2,977 | 3,759 | 4,015 | 19,799 | 34,231 | 11.2 | סובארו | |
| Suzuki | 6,220 | 6,768 | 3,749 | 4,556 | 5,926 | 7,852 | 8,948 | 7,171 | 49,606 | 100,796 | 8.3 | סוזוקי | |
| Seat | 5,284 | 3,393 | 2,414 | 2,219 | 2,101 | 2,076 | 654 | 930 | 11,214 | 30,285 | 5.4 | סיאט | |
| Citroen | 1,401 | 1,303 | 1,428 | 1,165 | 1,209 | 1,620 | 1,879 | 1,667 | 15,232 | 26,904 | 7.9 | סיטרואן | |
| Skoda | 6,773 | 11,658 | 12,568 | 8,601 | 6,598 | 6,900 | 4,078 | 4,347 | 20,739 | 82,262 | 4.9 | סקודה | |
| Volkswagen | 1,786 | 1,476 | 1,731 | 1,246 | 2,971 | 3,325 | 3,793 | 2,730 | 30,574 | 49,632 | 9.5 | פולקסווגן | |
| Ford | 256 | 590 | 685 | 476 | 908 | 1,654 | 2,542 | 796 | 61,608 | 69,515 | 11.3 | פורד | |
| Fiat | 96 | 78 | 89 | 304 | 1,115 | 2,267 | 1,355 | 701 | 4,215 | 10,220 | 7.6 | פיאט | |
| Peugeot | 2,599 | 3,056 | 1,749 | 2,959 | 3,748 | 2,406 | 1,032 | 1,523 | 17,072 | 36,144 | 7.4 | פיג'ו | |
| Chery | 932 | - | - | - | - | - | - | - | - | 932 | 0.0 | צ'רי | |
| Kia | 12,867 | 18,481 | 11,646 | 14,181 | 19,096 | 17,193 | 18,456 | 15,330 | 42,702 | 169,952 | 5.3 | קיה | |
| Renault | 2,433 | 5,949 | 5,838 | 6,729 | 6,899 | 6,074 | 5,720 | 4,253 | 26,848 | 70,743 | 6.5 | רנו | |
| Chevrolet | 3,936 | 7,020 | 5,776 | 4,710 | 5,496 | 5,514 | 6,099 | 2,315 | 25,213 | 66,079 | 6.5 | שברולט | |
| 1,601-1,800 | 13,603 | 24,672 | 20,337 | 24,081 | 16,061 | 17,915 | 14,407 | 14,964 | 78,599 | 224,639 | 6.3 | 1,800-1,601 | |
| Thereof: | | | | | | | | | | | | מזה: | |
| Honda | - | - | 1 | 1 | 2 | 2,066 | 2,592 | 3,059 | 32,918 | 40,639 | 11.0 | הונדה | |
| Toyota | 13,578 | 23,722 | 18,132 | 21,359 | 11,161 | 10,605 | 7,030 | 6,304 | 17,365 | 129,256 | 3.7 | טויוטה | |
| Lexus | - | - | 132 | 200 | 379 | 185 | 252 | 295 | 789 | 2,232 | 6.4 | לקסוס | |
| Nissan | - | 668 | 1,861 | 2,037 | 1,831 | 1,740 | 122 | 6 | 2,864 | 11,129 | 6.9 | ניסן | |
| Seat | - | - | - | 18 | 249 | 438 | 460 | 399 | 1,780 | 3,344 | 8.5 | סיאט | |
| Skoda | - | - | - | 240 | 1,423 | 1,622 | 1,462 | 887 | 5,328 | 10,962 | 7.6 | סקודה | |
| Volkswagen | - | - | - | 1 | 386 | 534 | 877 | 651 | 4,027 | 6,476 | 10.0 | פולקסווגן | |
| Kia | - | - | - | 168 | 446 | 336 | 242 | 177 | 322 | 1,691 | 5.6 | קיה | |
| Renault | 25 | 282 | 211 | 3 | 15 | 12 | 2 | 5 | 39 | 594 | 2.9 | רנו | |

TABLE 19. PRIVATE CARS, BY ENGINE CAPACITY, MANUFACTURER AND YEAR OF FIRST USE (Cont.)

לוח 19. כלי רכב פרטיים, לפי נפח מנוע, תוצר ושנת עלייה לכביש (המשך)

| Engine capacity and manufacturer | 2022 | | | | | | | | | סך הכל Total | גיל ממוצע Average age | נפח מנוע ותוצר |
|----------------------------------|-------------------------|---------------|---------------|---------------|---------------|---------------|---------------|---------------|----------------|-----------------|--------------------------|----------------------|
| | שנת עלייה לכביש עד 2014 | | | | | | | | | | | |
| | 2022 | 2021 | 2020 | 2019 | 2018 | 2017 | 2016 | 2015 | Up to 2014 | | | |
| 1,801-2,000 | 37,245 | 42,924 | 33,152 | 40,299 | 46,192 | 42,701 | 41,084 | 29,347 | 191,239 | 504,183 | 6.9 | 2,000-1,801 |
| Thereof: | | | | | | | | | | | | מזה: |
| Audi | 1,052 | 1,129 | 921 | 1,007 | 1,171 | 1,270 | 919 | 742 | 4,029 | 12,240 | 6.0 | אאודי |
| Alfa Romeo | 239 | 524 | 265 | 64 | 440 | 268 | 4 | - | 260 | 2,064 | 5.4 | אלפא רומאו |
| BMW | 2,040 | 1,811 | 1,284 | 1,832 | 2,215 | 1,917 | 1,612 | 1,130 | 4,037 | 17,878 | 5.4 | ב.מ.וו. |
| Jeep | 873 | 844 | 14 | 9 | 1 | 1 | - | - | 2 | 1,744 | 0.5 | ג'יפ |
| Honda | 131 | 62 | 48 | 17 | 208 | 612 | 614 | 1,171 | 13,485 | 16,348 | 12.3 | הונדה |
| Volvo | 946 | 1,150 | 1,299 | 1,476 | 1,474 | 1,118 | 1,036 | 700 | 2,975 | 12,174 | 6.3 | וולוו |
| Toyota | 244 | 314 | 754 | 616 | 627 | 953 | 1,758 | 1,943 | 13,864 | 21,073 | 10.0 | טויוטה |
| Hyundai | 2,723 | 4,236 | 4,411 | 6,765 | 9,047 | 8,528 | 10,333 | 3,052 | 13,218 | 62,313 | 5.4 | יונדאי |
| Lexus | 757 | 780 | 546 | 548 | 256 | 300 | 246 | 295 | - | 3,728 | 2.6 | לקסוס |
| Mazda | 8,059 | 10,632 | 6,744 | 7,025 | 8,760 | 8,464 | 5,228 | 6,244 | 54,941 | 116,097 | 7.9 | מזדה |
| Mitsubishi | 2,108 | 4,648 | 6,849 | 8,433 | 8,013 | 6,697 | 9,505 | 4,993 | 8,908 | 60,154 | 4.8 | מיצובישי |
| Mercedes | 1,994 | 1,956 | 1,574 | 1,080 | 2,086 | 1,867 | 995 | 565 | 1,016 | 13,133 | 4.0 | מרצדס |
| Nissan | 1,355 | 2,790 | 141 | 274 | 666 | 347 | 152 | 156 | 11,217 | 17,098 | 8.0 | ניסן |
| Subaru | 1,989 | 2,540 | 1,479 | 1,777 | 3,076 | 2,888 | 2,860 | 2,401 | 16,441 | 35,451 | 8.0 | סובארו |
| Seat | 552 | 491 | 163 | 376 | 129 | 130 | 145 | 37 | 541 | 2,564 | 4.7 | סיאט |
| Citroen | 117 | 105 | 131 | 112 | 177 | 100 | 56 | 170 | 2,325 | 3,293 | 11.1 | סיטרואן |
| Skoda | 2,672 | 2,276 | 2,064 | 3,318 | 2,583 | 1,810 | 995 | 616 | 4,233 | 20,567 | 4.9 | סקודה |
| Volkswagen | 663 | 455 | 761 | 977 | 816 | 766 | 500 | 183 | 9,413 | 14,534 | 10.7 | פולקסווגן |
| Ford | 182 | 105 | 107 | 127 | 94 | 167 | 186 | 381 | 7,129 | 8,478 | 9.7 | פורד |
| Cadillac | 445 | 407 | 364 | 112 | 52 | 56 | 108 | 104 | 223 | 1,871 | 2.8 | קאדילק |
| Kia | 7,125 | 4,505 | 1,580 | 3,083 | 3,730 | 4,007 | 3,302 | 3,330 | 11,423 | 42,085 | 5.0 | קיה |
| Chrysler | 273 | 346 | 496 | 260 | 5 | - | - | 38 | 807 | 2,225 | 5.3 | קרייזלר |
| Rover | 100 | 346 | 780 | 730 | 224 | 151 | 135 | 42 | 224 | 2,732 | 3.5 | רובר |
| Renault | 306 | 96 | 101 | 2 | - | - | 7 | 63 | 2,558 | 3,133 | 9.2 | רנו |
| Chevrolet | 111 | 225 | 101 | 2 | 1 | 84 | 147 | 682 | 2,945 | 4,298 | 8.6 | שברוט |
| 2,001-3,000 | 23,538 | 21,364 | 11,990 | 13,695 | 8,224 | 9,346 | 10,400 | 9,203 | 87,124 | 194,884 | 7.4 | 3,000-2,001 |
| Thereof: | | | | | | | | | | | | מזה: |
| Audi | 304 | 327 | 299 | 532 | 488 | 366 | 455 | 282 | 1,723 | 4,776 | 6.7 | אאודי |
| BMW | 1,137 | 837 | 482 | 408 | 373 | 578 | 574 | 517 | 5,489 | 10,395 | 9.2 | ב.מ.וו. |
| Toyota | 8,650 | 9,561 | 5,892 | 6,609 | 3,006 | 2,707 | 2,710 | 1,783 | 11,057 | 51,975 | 4.5 | טויוטה |
| Hyundai | 1,035 | 786 | 366 | 727 | 338 | 583 | 800 | 1,125 | 14,348 | 20,108 | 10.4 | יונדאי |
| Land Rover | 212 | 9 | 6 | - | 4 | 25 | 41 | 40 | 145 | 482 | 5.6 | לנד רובר |
| Lexus | 791 | 770 | 644 | 730 | 666 | 551 | 615 | 581 | 948 | 6,296 | 4.2 | לקסוס |
| Mazda | 1,227 | 795 | 522 | 538 | 458 | 600 | 586 | 670 | 3,803 | 9,199 | 6.7 | מזדה |
| Mitsubishi | 3,011 | 2,459 | 491 | 483 | - | 46 | 97 | 114 | 6,479 | 13,180 | 6.9 | מיצובישי |
| Mercedes | 978 | 947 | 626 | 607 | 859 | 1,296 | 1,400 | 975 | 8,585 | 16,273 | 10.2 | מרצדס |
| Ssangyong | 555 | 215 | 112 | 198 | 268 | 172 | 240 | 11 | 975 | 2,746 | 6.0 | סאנגיאנג |
| Subaru | 2,256 | 2,714 | 1,686 | 1,752 | 404 | 586 | 781 | 785 | 1,742 | 12,706 | 3.8 | סובארו |
| Ford | 653 | 580 | 220 | 84 | 70 | 58 | 40 | 45 | 4,624 | 6,374 | 9.7 | פורד |
| Porsche | 143 | 90 | 138 | 110 | 203 | 175 | 125 | 43 | 245 | 1,272 | 6.6 | פורשה |
| Kia | 2,320 | 675 | 223 | 649 | 712 | 843 | 1,045 | 879 | 4,820 | 12,166 | 6.2 | קיה |
| Chrysler | 5 | 29 | 33 | 12 | 91 | 124 | 123 | 93 | 2,537 | 3,047 | 11.0 | קרייזלר |
| Rover | 126 | 286 | 120 | 113 | 109 | 125 | 196 | 163 | 958 | 2,196 | 7.6 | רובר |
| 3,001-4,000 | 3,602 | 3,839 | 2,591 | 3,121 | 3,958 | 4,170 | 4,334 | 3,508 | 34,778 | 63,901 | 8.9 | 4,000-3,001 |
| Thereof: | | | | | | | | | | | | מזה: |
| Jeep | 1,281 | 1,115 | 54 | 33 | 34 | 32 | 55 | 54 | 637 | 3,295 | 5.3 | ג'יפ |
| Toyota | 19 | 32 | 87 | 91 | 151 | 189 | 118 | 271 | 2,539 | 3,497 | 10.2 | טויוטה |
| Hyundai | 205 | 199 | - | 1 | - | - | 3 | 1 | 84 | 493 | 2.9 | יונדאי |
| Lexus | 215 | 168 | 114 | 76 | 141 | 128 | 204 | 168 | 845 | 2,059 | 6.1 | לקסוס |
| Mercedes | 160 | 115 | 83 | 57 | 98 | 90 | 108 | 164 | 4,859 | 5,734 | 12.8 | מרצדס |
| Nissan | 27 | 107 | 116 | 109 | 227 | 224 | 228 | 294 | 1,216 | 2,548 | 7.5 | ניסן |
| Cadillac | 263 | 223 | 77 | 246 | 341 | 419 | 142 | 201 | 632 | 2,544 | 5.4 | קאדילק |
| Kia | 284 | 328 | 327 | 501 | 633 | 645 | 680 | 34 | 8 | 3,440 | 3.7 | קיה |
| Chrysler | 323 | 441 | 976 | 932 | 791 | 744 | 752 | 731 | 6,038 | 11,728 | 8.1 | קרייזלר |
| Chevrolet | 614 | 872 | 637 | 802 | 820 | 685 | 749 | 757 | 6,514 | 12,450 | 8.5 | שברוט |
| 4,001+ | 431 | 379 | 178 | 191 | 202 | 298 | 332 | 334 | 7,311 | 9,656 | 18.4 | +4,001 |
| Thereof: | | | | | | | | | | | | מזה: |
| BMW | 111 | 63 | 31 | 31 | 14 | 36 | 34 | 22 | 474 | 816 | 9.5 | ב.מ.וו. |
| Jeep | 58 | 27 | 2 | 3 | 4 | 3 | 4 | - | 488 | 589 | 30.0 | ג'יפ |
| Toyota | 7 | 14 | 7 | 15 | 14 | 26 | 10 | 9 | 457 | 559 | 12.8 | טויוטה |
| Ford | 22 | 28 | 24 | 17 | 24 | 15 | 16 | 21 | 654 | 821 | 20.6 | פורד |
| Cadillac | 43 | 17 | 2 | 23 | 18 | 12 | 8 | 5 | 439 | 567 | 25.2 | קאדילק |
| Chrysler | 46 | 29 | 3 | 8 | 5 | 1 | 1 | - | 787 | 880 | 16.6 | קרייזלר |
| Rover | 4 | 9 | 32 | 23 | 18 | 22 | 19 | 19 | 133 | 279 | 7.0 | רובר |
| Chevrolet | 68 | 137 | 45 | 20 | 47 | 34 | 26 | 21 | 819 | 1,217 | 21.9 | שברוט |
| Electric vehicle (1) | 27,990 | 11,133 | 1,545 | 640 | 159 | 122 | 9 | 4 | 206 | 41,808 | 0.5 | רכב חשמלי (1) |
| Thereof: | | | | | | | | | | | | מזה: |
| Always | 1,311 | 427 | 2 | - | - | - | - | - | - | 1,740 | 0.2 | איינויס |
| BYD | 3,712 | - | - | - | - | - | - | - | - | 3,712 | 0.0 | בי.וו.י.ד. |
| Geely | 6,825 | 168 | - | - | - | - | - | - | - | 6,993 | 0.0 | ג'ילי |
| Tesla | 5,661 | 6,229 | 10 | 1 | 1 | 2 | - | - | - | 11,904 | 0.5 | טסלה |
| Hyundai | 2,794 | 358 | 28 | 47 | - | 2 | - | - | - | 3,229 | 0.2 | יונדאי |
| Saic | 85 | 1,511 | 650 | 13 | - | - | - | - | - | 2,259 | 1.3 | סאיק |
| Skoda | 1,336 | 37 | - | - | - | - | - | - | - | 1,373 | 0.0 | סקודה |

(1) Electric vehicles do not have engine capacity.

(1) לרכב חשמלי אין נפח מנוע.

TABLE 20. PRIVATE CARS, BY TYPE OF OWNERSHIP,
ENGINE CAPACITY AND YEAR OF FIRST USEלוח 20. כלי רכב פרטיים, לפי סוג בעלות,
נפח מנוע ושנת עלייה לכביש

| Absolute numbers | 2022 | | | | | | מספרים מוחלטים | | |
|----------------------------------|-------------------|----------------|----------------|----------------|----------------|-------------------------|------------------|------------------------------------|---------------------|
| | Year of first use | | | | | | | סך הכל | סוג בעלות ונפח מנוע |
| | 2022 | 2021 | 2020 | 2019 | 2018 | עד שנת עלייה לכביש 2017 | | | |
| Grand total | 259,636 | 280,473 | 204,182 | 234,309 | 246,831 | 2,207,595 | 3,433,026 | סך כולל | |
| Up to 1,000 | 15,648 | 28,556 | 24,654 | 25,214 | 20,045 | 74,385 | 188,502 | עד 1,000 | |
| 1,001-1,300 | 31,252 | 31,404 | 24,531 | 31,616 | 38,382 | 331,576 | 488,761 | 1,300-1,001 | |
| 1,301-1,600 | 106,327 | 116,202 | 85,204 | 95,452 | 113,608 | 1,199,899 | 1,716,692 | 1,600-1,301 | |
| 1,601-1,800 | 13,603 | 24,672 | 20,337 | 24,081 | 16,061 | 125,885 | 224,639 | 1,800-1,601 | |
| 1,801-2,000 | 37,245 | 42,924 | 33,152 | 40,299 | 46,192 | 304,371 | 504,183 | 2,000-1,801 | |
| 2,001-3,000 | 23,538 | 21,364 | 11,990 | 13,695 | 8,224 | 116,073 | 194,884 | 3,000-2,001 | |
| 3,001-4,000 | 3,602 | 3,839 | 2,591 | 3,121 | 3,958 | 46,790 | 63,901 | 4,000-3,001 | |
| 4,001+ | 431 | 379 | 178 | 191 | 202 | 8,275 | 9,656 | +4,001 | |
| Electric private car (2) | 27,990 | 11,133 | 1,545 | 640 | 159 | 341 | 41,808 | רכב חשמלי (2) | |
| Private - total | 169,893 | 174,921 | 132,349 | 184,227 | 224,879 | 2,158,918 | 3,045,187 | פרטית - סך הכל | |
| Up to 1,000 | 9,885 | 14,099 | 13,759 | 19,836 | 18,301 | 72,933 | 148,813 | עד 1,000 | |
| 1,001-1,300 | 16,389 | 19,424 | 18,374 | 27,143 | 35,628 | 322,417 | 439,375 | 1,300-1,001 | |
| 1,301-1,600 | 63,412 | 66,398 | 49,615 | 69,844 | 101,246 | 1,172,452 | 1,522,967 | 1,600-1,301 | |
| 1,601-1,800 | 6,819 | 10,888 | 10,711 | 16,861 | 14,127 | 122,823 | 182,229 | 1,800-1,601 | |
| 1,801-2,000 | 26,575 | 32,500 | 25,982 | 34,638 | 44,003 | 300,323 | 464,021 | 2,000-1,801 | |
| 2,001-3,000 | 19,193 | 17,614 | 10,163 | 12,508 | 7,691 | 113,807 | 180,976 | 3,000-2,001 | |
| 3,001-4,000 | 3,067 | 3,256 | 2,206 | 2,644 | 3,646 | 45,803 | 60,622 | 4,000-3,001 | |
| 4,001+ | 397 | 350 | 162 | 169 | 178 | 8,061 | 9,317 | +4,001 | |
| Electric private car (2) | 24,156 | 10,392 | 1,377 | 584 | 59 | 299 | 36,867 | רכב חשמלי (2) | |
| Leasing company - total | 57,419 | 69,065 | 54,535 | 30,438 | 8,199 | 5,815 | 225,471 | חברת החכר (ליסינג) - סך הכל | |
| Up to 1,000 | 3,524 | 10,402 | 9,067 | 3,644 | 843 | 133 | 27,613 | עד 1,000 | |
| 1,001-1,300 | 7,820 | 5,790 | 4,010 | 1,832 | 764 | 2,233 | 22,449 | 1,300-1,001 | |
| 1,301-1,600 | 28,930 | 32,757 | 26,449 | 15,602 | 4,808 | 2,402 | 110,948 | 1,600-1,301 | |
| 1,601-1,800 | 5,758 | 11,745 | 8,248 | 5,314 | 899 | 588 | 32,552 | 1,800-1,601 | |
| 1,801-2,000 | 7,161 | 5,633 | 5,228 | 3,359 | 751 | 335 | 22,467 | 2,000-1,801 | |
| 2,001-3,000 | 2,249 | 2,368 | 1,295 | 569 | 94 | 80 | 6,655 | 3,000-2,001 | |
| 3,001-4,000 | 124 | 139 | 151 | 107 | 40 | 43 | 604 | 4,000-3,001 | |
| 4,001+ | - | - | 1 | - | - | 1 | 2 | +4,001 | |
| Electric private car (2) | 1,853 | 231 | 86 | 11 | - | - | 2,181 | רכב חשמלי (2) | |
| Company(1) - total | 23,362 | 23,455 | 13,511 | 13,894 | 11,670 | 40,964 | 126,856 | חברה(1) - סך הכל | |
| Up to 1,000 | 1,544 | 2,498 | 1,497 | 1,409 | 852 | 1,183 | 8,983 | עד 1,000 | |
| 1,001-1,300 | 3,441 | 2,593 | 1,092 | 1,076 | 1,274 | 6,111 | 15,587 | 1,300-1,001 | |
| 1,301-1,600 | 10,727 | 11,960 | 7,354 | 7,779 | 6,903 | 24,344 | 69,067 | 1,600-1,301 | |
| 1,601-1,800 | 1,007 | 1,315 | 1,219 | 1,274 | 767 | 2,325 | 7,907 | 1,800-1,601 | |
| 1,801-2,000 | 2,666 | 3,094 | 1,559 | 1,468 | 1,170 | 3,662 | 13,619 | 2,000-1,801 | |
| 2,001-3,000 | 1,783 | 1,166 | 496 | 597 | 403 | 2,167 | 6,612 | 3,000-2,001 | |
| 3,001-4,000 | 348 | 299 | 199 | 228 | 243 | 928 | 2,245 | 4,000-3,001 | |
| 4,001+ | 33 | 29 | 15 | 22 | 24 | 213 | 336 | +4,001 | |
| Electric private car (2) | 1,813 | 501 | 80 | 41 | 34 | 31 | 2,500 | רכב חשמלי (2) | |
| Rental or touring - total | 8,962 | 13,032 | 3,787 | 5,750 | 2,083 | 1,898 | 35,512 | השכרה או תיור - סך הכל | |
| Up to 1,000 | 695 | 1,557 | 331 | 325 | 49 | 136 | 3,093 | עד 1,000 | |
| 1,001-1,300 | 3,602 | 3,597 | 1,055 | 1,565 | 716 | 815 | 11,350 | 1,300-1,001 | |
| 1,301-1,600 | 3,258 | 5,087 | 1,786 | 2,227 | 651 | 701 | 13,710 | 1,600-1,301 | |
| 1,601-1,800 | 19 | 724 | 159 | 632 | 268 | 149 | 1,951 | 1,800-1,601 | |
| 1,801-2,000 | 843 | 1,697 | 383 | 834 | 268 | 51 | 4,076 | 2,000-1,801 | |
| 2,001-3,000 | 313 | 216 | 36 | 21 | 36 | 19 | 641 | 3,000-2,001 | |
| 3,001-4,000 | 63 | 145 | 35 | 142 | 29 | 16 | 430 | 4,000-3,001 | |
| 4,001+ | 1 | - | - | - | - | - | 1 | +4,001 | |
| Electric private car (2) | 168 | 9 | 2 | 4 | 66 | 11 | 260 | רכב חשמלי (2) | |

(1) Not including self-employed persons.

(1) לא כולל עצמאים.

(2) Electric vehicles do not have engine capacity.

(2) לרכב חשמלי אין נפח מנוע.

**TABLE 21. PRIVATE CARS LICENCED FOR RENTAL
OR TOURING, BY ENGINE CAPACITY,
MANUFACTURER AND YEAR OF FIRST USE**

**לוח 21. כלי רכב פרטיים המורשים להשכרה
או לתיור, לפי נפח מנוע,
תוצר ושנת עלייה לכביש**

| Absolute numbers Engine capacity and manufacturer | 2022 | | | | | | סך הכל Total | מספרים מוחלטים נפח מנוע ותוצר |
|---|---------------------------|---------------|--------------|--------------|--------------|-----------------------|-----------------|----------------------------------|
| | שנת עלייה לכביש | | | | | | | |
| | Year of first use 2022 | 2021 | 2020 | 2019 | 2018 | עד 2017 Up to 2017 | | |
| Grand total | 8,962 | 13,032 | 3,787 | 5,750 | 2,083 | 1,898 | 35,512 | סך כולל |
| Thereof: | | | | | | | | מזה: |
| Opel | 175 | 49 | 10 | 49 | 11 | 46 | 340 | אופל |
| Honda | 181 | 162 | 18 | 7 | 1 | 14 | 383 | הונדה |
| Toyota | 752 | 1,355 | 213 | 348 | 125 | 120 | 2,913 | טויוטה |
| Hyundai | 1,420 | 3,040 | 557 | 856 | 143 | 205 | 6,221 | יונדאי |
| Mazda | 1,595 | 876 | 415 | 618 | 129 | 58 | 3,691 | מזדה |
| Mitsubishi | 487 | 745 | 286 | 428 | 103 | 259 | 2,308 | מיצובישי |
| Nissan | 188 | 1,495 | 174 | 863 | 493 | 370 | 3,583 | ניסן |
| Subaru | 11 | 1 | 1 | 47 | 79 | 22 | 161 | סובארו |
| Seat | 47 | 300 | 175 | 28 | 2 | 15 | 567 | סיאט |
| Citroen | 182 | 215 | 6 | 294 | 146 | 63 | 906 | סיטרואן |
| Ford | 62 | 153 | 15 | 68 | 37 | 33 | 368 | פורד |
| Fiat | 1 | 1 | - | 63 | 65 | 80 | 210 | פיאט |
| Peugeot | 58 | 116 | 50 | 191 | 142 | 134 | 691 | פיג'ו |
| Kia | 2,696 | 2,662 | 662 | 587 | 153 | 210 | 6,970 | קיה |
| Renault | 292 | 316 | 202 | 391 | 207 | 69 | 1,477 | רנו |
| Chevrolet | 289 | 868 | 759 | 381 | 100 | 79 | 2,476 | שברולט |
| Up to 1,000 | 695 | 1,557 | 331 | 325 | 49 | 136 | 3,093 | עד 1,000 |
| 1,001-1,300 | 3,602 | 3,597 | 1,055 | 1,565 | 716 | 815 | 11,350 | 1,300-1,001 |
| Thereof: | | | | | | | | מזה: |
| Hyundai | 340 | 635 | 80 | 358 | 37 | 28 | 1,478 | יונדאי |
| Mitsubishi | 467 | 624 | 228 | 42 | - | 249 | 1,610 | מיצובישי |
| Nissan | - | - | - | 91 | 280 | 282 | 653 | ניסן |
| Citroen | 148 | 200 | 5 | 275 | 130 | 33 | 791 | סיטרואן |
| Peugeot | 43 | 105 | 42 | 133 | 114 | 41 | 478 | פיג'ו |
| Kia | 2,429 | 1,915 | 552 | 418 | 68 | 95 | 5,477 | קיה |
| 1,301-1,600 | 3,258 | 5,087 | 1,786 | 2,227 | 651 | 701 | 13,710 | 1,600-1,301 |
| Thereof: | | | | | | | | מזה: |
| Opel | - | - | 7 | 30 | 11 | 46 | 94 | אופל |
| Honda | 181 | 159 | 10 | 7 | 1 | 4 | 362 | הונדה |
| Toyota | 150 | 641 | 70 | 157 | 71 | 66 | 1,155 | טויוטה |
| Hyundai | 820 | 1,350 | 364 | 363 | 86 | 120 | 3,103 | יונדאי |
| Mazda | 1,085 | 372 | 150 | 154 | 8 | 40 | 1,809 | מזדה |
| Nissan | - | 308 | 44 | 318 | 4 | 10 | 684 | ניסן |
| Subaru | - | 1 | - | 46 | 33 | 9 | 89 | סובארו |
| Citroen | 34 | 14 | 1 | 19 | 16 | 22 | 106 | סיטרואן |
| Ford | 34 | 65 | 11 | 67 | 23 | 21 | 221 | פורד |
| Peugeot | 15 | 10 | 8 | 54 | 21 | 73 | 181 | פיג'ו |
| Kia | 59 | 633 | 78 | 123 | 66 | 94 | 1,053 | קיה |
| Renault | 269 | 294 | 180 | 358 | 110 | 28 | 1,239 | רנו |
| Chevrolet | 250 | 770 | 737 | 265 | 88 | 64 | 2,174 | שברולט |
| 1,601+ | 1,176 | 2,637 | 578 | 1,487 | 572 | 219 | 6,669 | +1,601 |
| Thereof: | | | | | | | | מזה: |
| Mazda | 510 | 504 | 265 | 464 | 121 | 18 | 1,882 | מזדה |
| Nissan | 188 | 1,126 | 121 | 448 | 209 | 78 | 2,170 | ניסן |
| Electric private car (1) | 168 | 9 | 2 | 4 | 66 | 11 | 260 | רכב חשמלי (1) |

(1) Electric vehicles do not have engine capacity.

(1) לרכב חשמלי אין נפח מנוע.

TABLE 22. PRIVATE CARS REGISTERED IN CITIES,(1) BY YEAR OF FIRST USE(1)
לוח 22. כלי רכב פרטיים הרשומים בערים, (1) לפי שנת עלייה לכביש

| City | 2022 | | | | | | | סך הכל Total | גיל ממוצע Average age | עיר |
|-------------------------|-----------------|----------------|----------------|----------------|----------------|----------------|----------------|------------------|--------------------------|--------------------|
| | שנת עלייה לכביש | | | | | | | | | |
| Year of first use | 2022 | 2021 | 2020 | 2019 | 2018 | 2013-2017 | Up to עד 2012 | | | |
| Total | 181,391 | 194,482 | 144,075 | 169,839 | 178,419 | 808,814 | 782,632 | 2,459,652 | 7.3 | סך הכל |
| Umm Al-Fahm | 646 | 767 | 539 | 816 | 1,182 | 6,137 | 9,787 | 19,874 | 9.3 | אום אל-פחם |
| Ofaqim | 520 | 483 | 356 | 522 | 700 | 3,261 | 3,155 | 8,997 | 7.8 | אופקים |
| Or Yehuda | 1,325 | 1,270 | 937 | 807 | 1,024 | 4,931 | 4,896 | 15,190 | 7.2 | אור יהודה |
| Or Aqiva | 376 | 412 | 312 | 451 | 536 | 2,752 | 2,727 | 7,566 | 7.9 | אור עקיבא |
| Elat | 1,213 | 1,161 | 868 | 1,279 | 1,461 | 6,717 | 6,646 | 19,345 | 7.8 | אילת |
| El'ad | 268 | 213 | 154 | 284 | 382 | 2,143 | 3,226 | 6,670 | 9.3 | אלעד |
| Ari'el | 397 | 359 | 327 | 407 | 492 | 2,360 | 2,052 | 6,394 | 7.6 | אריאל |
| Ashdod | 3,938 | 4,039 | 2,942 | 4,089 | 5,011 | 23,253 | 19,487 | 62,759 | 7.4 | אשדוד |
| Ashqelon | 3,136 | 3,320 | 2,421 | 3,299 | 3,986 | 18,882 | 16,484 | 51,528 | 7.4 | אשקלון |
| Baqa Al-Gharbiyye | 419 | 486 | 360 | 588 | 650 | 3,745 | 5,386 | 11,634 | 9.1 | באקה אל-גרבייה |
| Be'er Ya'aqov | 756 | 779 | 527 | 770 | 962 | 4,215 | 2,725 | 10,734 | 6.7 | באר יעקב |
| Be'er Sheva | 4,361 | 3,842 | 3,198 | 4,709 | 6,128 | 27,598 | 23,985 | 73,821 | 7.6 | באר שבע |
| Bet She'an | 358 | 376 | 320 | 462 | 563 | 2,475 | 2,209 | 6,763 | 7.5 | בית שאן |
| Bet Shemesh | 1,367 | 1,058 | 729 | 1,260 | 1,409 | 7,589 | 8,992 | 22,404 | 8.3 | בית שמש |
| Betar Illit | 286 | 205 | 132 | 251 | 316 | 1,635 | 2,828 | 5,653 | 9.5 | ביתר עילית |
| Bene Beraq | 1,305 | 1,059 | 749 | 945 | 1,278 | 6,364 | 9,355 | 21,055 | 8.7 | בני ברק |
| Bat Yam | 1,724 | 1,676 | 1,255 | 1,967 | 2,476 | 12,433 | 13,178 | 34,709 | 8.2 | בת ים |
| Giv'at Shmuel | 560 | 585 | 471 | 698 | 870 | 4,017 | 3,071 | 10,272 | 7.3 | גבעת שמואל |
| Giv'atayim | 1,278 | 1,398 | 1,038 | 1,498 | 1,765 | 8,047 | 6,243 | 21,267 | 7.2 | גבעתיים |
| Dimona | 754 | 710 | 542 | 838 | 1,011 | 4,702 | 4,147 | 12,704 | 7.5 | דימונה |
| Hod HaSharon | 2,040 | 2,164 | 1,716 | 2,165 | 2,558 | 10,440 | 7,550 | 28,633 | 6.8 | הוד השרון |
| Herzliyya | 3,391 | 3,701 | 2,628 | 3,650 | 3,965 | 16,575 | 12,732 | 46,642 | 7.0 | הרצלייה |
| Hadera | 2,088 | 2,244 | 1,711 | 2,208 | 2,836 | 13,558 | 12,897 | 37,542 | 7.8 | חדרה |
| Holon | 9,887 | 12,257 | 9,776 | 9,021 | 6,444 | 25,090 | 21,634 | 94,109 | 5.8 | חולון |
| Haifa | 12,622 | 13,193 | 10,511 | 9,263 | 8,381 | 35,991 | 31,466 | 121,427 | 6.3 | חיפה |
| Tiberias | 851 | 788 | 612 | 942 | 1,176 | 5,562 | 4,894 | 14,825 | 7.6 | טבריה |
| Tayibe | 830 | 922 | 670 | 772 | 994 | 5,146 | 7,773 | 17,107 | 9.0 | טייבה |
| Tire | 714 | 757 | 530 | 698 | 707 | 3,376 | 4,839 | 11,621 | 8.4 | טירה |
| Tirat Karmel | 585 | 544 | 454 | 620 | 721 | 4,094 | 3,318 | 10,336 | 7.5 | טירת כרמל |
| Tamra | 457 | 664 | 373 | 703 | 891 | 4,760 | 5,829 | 13,677 | 8.8 | טמרה |
| Yavne | 1,329 | 1,241 | 938 | 1,320 | 1,597 | 7,865 | 6,508 | 20,798 | 7.4 | יבנה |
| Yehud | 889 | 954 | 784 | 989 | 1,152 | 4,983 | 3,943 | 13,944 | 7.1 | יהוד |
| Yoqne'am Illit | 668 | 619 | 476 | 702 | 854 | 3,595 | 2,483 | 9,397 | 6.8 | יקנעם עילית |
| Jerusalem | 9,823 | 9,467 | 7,095 | 10,215 | 12,855 | 72,273 | 120,286 | 242,014 | 9.4 | ירושלים |
| Kefar Yona | 727 | 716 | 518 | 744 | 887 | 4,107 | 3,205 | 10,904 | 7.2 | כפר יונה |
| Kefar Sava | 2,862 | 2,836 | 2,258 | 2,995 | 3,478 | 15,191 | 12,204 | 41,824 | 7.1 | כפר סבא |
| Kafar Qasem | 721 | 679 | 456 | 597 | 647 | 2,875 | 3,525 | 9,500 | 7.9 | כפר קאסם |
| Karmi'el | 1,052 | 1,135 | 884 | 1,121 | 1,265 | 5,847 | 5,271 | 16,575 | 7.4 | כרמיאל |
| Lod | 8,175 | 11,610 | 7,996 | 4,739 | 3,690 | 8,837 | 9,658 | 54,705 | 4.5 | לוד |
| Mughar | 474 | 490 | 372 | 581 | 674 | 3,066 | 3,293 | 8,950 | 8.0 | מגאר |
| Migdal HaEmeq | 487 | 469 | 320 | 529 | 596 | 3,099 | 3,208 | 8,708 | 8.0 | מגדל העמק |
| Modi'in Illit | 244 | 139 | 121 | 186 | 272 | 1,459 | 2,795 | 5,216 | 9.8 | מודיעין עילית |
| Modi'in-Makkabbim-Re'ut | 3,014 | 3,017 | 2,373 | 3,139 | 3,569 | 14,460 | 8,980 | 38,552 | 6.4 | מודיעין-מכבים-רעות |
| Ma'ale Adummim | 723 | 759 | 589 | 783 | 970 | 5,110 | 4,280 | 13,214 | 7.6 | מעלה אדומים |
| Ma'alot-Tarshiha | 438 | 499 | 348 | 465 | 602 | 2,916 | 3,006 | 8,274 | 8.1 | מעלות-תרשיחא |
| Nahariyya | 1,437 | 1,466 | 1,193 | 1,496 | 1,783 | 8,056 | 6,862 | 22,293 | 7.3 | נהרייה |
| Nof HaGalil | 1,006 | 959 | 712 | 969 | 1,163 | 5,238 | 5,058 | 15,105 | 7.6 | נוף הגליל |
| Nes Ziyvona | 1,346 | 1,446 | 1,079 | 1,415 | 1,759 | 7,237 | 5,176 | 19,458 | 6.9 | נס ציונה |
| Nazareth | 1,653 | 1,545 | 1,073 | 1,537 | 1,940 | 10,878 | 11,870 | 30,496 | 8.4 | נצרת |
| Nesher | 580 | 585 | 457 | 573 | 737 | 3,483 | 2,630 | 9,045 | 7.2 | נשר |
| Netivot | 646 | 556 | 442 | 615 | 976 | 4,512 | 4,372 | 12,119 | 8.0 | נתיבות |
| Netanya | 5,815 | 6,289 | 4,353 | 5,377 | 5,528 | 26,266 | 24,134 | 77,762 | 7.1 | נתניה |
| Sakhnin | 451 | 539 | 374 | 611 | 870 | 4,844 | 5,807 | 13,496 | 8.8 | סח'נין |
| Akko | 1,071 | 1,091 | 682 | 991 | 1,241 | 6,267 | 6,437 | 17,780 | 7.9 | עכו |
| Afula | 1,205 | 1,140 | 914 | 1,329 | 1,673 | 7,580 | 6,443 | 20,284 | 7.4 | עפולה |
| Arrabe | 369 | 429 | 309 | 500 | 705 | 3,534 | 3,697 | 9,543 | 8.4 | עראבה |
| Arad | 431 | 406 | 343 | 508 | 543 | 2,779 | 3,788 | 8,798 | 8.8 | ערד |
| Petah Tiqwa | 6,265 | 6,016 | 4,610 | 6,240 | 7,164 | 32,581 | 28,510 | 91,386 | 7.3 | פתח תקווה |
| Zefat | 389 | 328 | 282 | 473 | 575 | 3,052 | 3,522 | 8,621 | 8.6 | צפת |
| Qalansawe | 361 | 421 | 262 | 353 | 390 | 2,370 | 4,452 | 8,609 | 9.7 | קלנסווה |
| Qiryat Ono | 1,080 | 1,179 | 978 | 1,253 | 1,399 | 6,190 | 4,473 | 16,552 | 6.9 | קריית אונו |
| Qiryat Atta | 1,385 | 1,391 | 1,084 | 1,432 | 1,720 | 8,466 | 6,633 | 22,111 | 7.3 | קריית אתא |
| Qiryat Bialik | 1,159 | 1,290 | 879 | 1,189 | 1,322 | 6,231 | 4,838 | 16,908 | 7.0 | קריית ביאליק |
| Qiryat Gat | 922 | 851 | 662 | 998 | 1,354 | 6,740 | 5,959 | 17,486 | 7.8 | קריית גת |
| Qiryat Yam | 715 | 723 | 587 | 784 | 906 | 4,664 | 4,122 | 12,501 | 7.6 | קריית ים |
| Qiryat Motzkin | 1,206 | 1,252 | 998 | 1,224 | 1,460 | 6,741 | 4,961 | 17,842 | 7.0 | קריית מוצקין |
| Qiryat Mal'akhi | 362 | 308 | 217 | 397 | 539 | 3,019 | 3,036 | 7,878 | 8.3 | קריית מלאכי |
| Qiryat Shmona | 340 | 358 | 314 | 517 | 698 | 3,621 | 2,970 | 8,818 | 7.9 | קריית שמונה |
| Rosh HaAyin | 2,914 | 2,664 | 2,292 | 2,162 | 2,227 | 10,730 | 8,878 | 31,867 | 6.8 | ראש העין |
| Rishon LeZiyyon | 15,662 | 15,212 | 11,663 | 10,472 | 9,204 | 38,585 | 29,728 | 130,526 | 5.9 | ראשון לציון |
| Rahat | 693 | 662 | 506 | 912 | 1,257 | 5,128 | 6,852 | 16,010 | 8.8 | רהט |
| Rehovot | 2,856 | 3,091 | 2,511 | 3,253 | 4,016 | 19,355 | 16,927 | 52,009 | 7.6 | רחובות |
| Ramla | 1,579 | 1,356 | 984 | 1,498 | 1,809 | 9,416 | 9,746 | 26,388 | 8.0 | רמלה |
| Ramat Gan | 10,300 | 13,396 | 9,628 | 8,683 | 5,599 | 21,866 | 17,924 | 87,396 | 5.4 | רמת גן |
| Ramat HaSharon | 1,766 | 1,947 | 1,405 | 1,853 | 1,982 | 7,773 | 5,329 | 22,055 | 6.5 | רמת השרון |
| Ra'annana | 2,465 | 2,701 | 2,135 | 2,627 | 3,087 | 12,870 | 9,591 | 35,476 | 6.9 | רעננה |
| Sederot | 601 | 586 | 424 | 703 | 979 | 4,145 | 3,433 | 10,871 | 7.5 | שדרות |
| Shefar'am | 668 | 755 | 498 | 729 | 932 | 5,678 | 7,790 | 17,050 | 9.2 | שפרעם |
| Tel Aviv-Yafo | 21,615 | 25,482 | 16,539 | 21,079 | 16,899 | 65,388 | 50,528 | 217,530 | 6.1 | תל אביב-יפו |

(1) The data are presented according to the **registered locality** (address) of the owner of the vehicle, and **not** of the actual use of the vehicle, **nor** by the locality in which the vehicle is used.

(1) הנתונים מסווגים לפי **היישוב הרשום** (כתובת) של בעל הרכב - לא לפי מקום מגוריו של המשתמש בפועל ברכב, ואף לא לפי היישוב שבו הרכב פעיל.

TABLE 23. PRIVATE CARS, BY SELECTED SAFETY SYSTEMS(1)

לוח 23. כלי רכב פרטיים, לפי אביזרי בטיחות נבחרים(1)

| Type of safety system(2)(3) | 2022 | | | | | | | | | | סך הכל Total | סוג אביזר הבטיחות(2)(3) | |
|--|-----------------|----------------|----------------|----------------|----------------|----------------|--------------------------------|------|------|------|-----------------|-------------------------|--------------------------------------|
| | שנת עליית לרכיש | | | | | | שנת עליית לרכיש עד סוף 2016 | | | | | | |
| | 2022 | 2021 | 2020 | 2019 | 2018 | 2017 | 2016 | 2015 | 2014 | 2013 | | | |
| Grand total (absolute numbers) | 259,636 | 280,473 | 204,182 | 234,309 | 246,831 | 256,775 | 1,950,820 | | | | | 3,433,026 | סך כולל (מספרים מוחלטים) |
| Lane departure warning system | 99.8 | 99.8 | 99.6 | 99.5 | 98.6 | 77.6 | 11.2 | | | | | 47.7 | בקרת סטייה מנתיב |
| Forward Distance Monitoring System | 99.8 | 99.8 | 99.6 | 99.5 | 98.6 | 80.3 | 11.7 | | | | | 48.1 | ניטור מרחק מלפנים |
| Brake assist system | 98.9 | 97.2 | 95.4 | 95.8 | 95.5 | 95.5 | 59.6 | | | | | 75.5 | מערכת עזר לבלם |
| Tire pressure monitoring system | 97.9 | 95.8 | 94.5 | 95.3 | 94.6 | 93.4 | 32.6 | | | | | 59.7 | חיישני לחץ בצמיגים |
| Daytime running lamp | 89.1 | 89.0 | 88.2 | 86.7 | 82.0 | 79.6 | 26.7 | | | | | 52.3 | תאורה אוטומטית בנסיעה קדימה |
| Pedestrian identification system | 95.8 | 92.0 | 85.3 | 86.4 | 84.4 | 62.7 | 9.8 | | | | | 42.0 | זיהוי הולכי רגל |
| Advanced emergency braking system | 96.9 | 94.7 | 90.7 | 79.8 | 61.8 | 39.9 | 3.3 | | | | | 35.2 | מערכת בלמה אוטומטית בעת חירום (AEBS) |
| Peripheral cameras and reverse sensors | 94.9 | 88.2 | 80.2 | 76.5 | 67.6 | 46.2 | 10.6 | | | | | 38.7 | מצלמות רוורס |
| Seat belt reminders in rear seats | 69.3 | 65.7 | 61.8 | 61.3 | 56.0 | 58.0 | 26.0 | | | | | 41.6 | חיישני חגורות |
| Traffic signs recognition | 43.1 | 43.9 | 43.2 | 51.8 | 66.5 | 56.6 | 4.6 | | | | | 24.6 | זיהוי תמונת תנועה |
| Adaptive cruise control | 65.6 | 63.1 | 56.0 | 47.8 | 29.2 | 11.9 | 0.6 | | | | | 20.0 | בקרת שיטת אדפטבית |
| Adaptive front lighting system | 70.4 | 65.2 | 58.9 | 46.3 | 31.1 | 21.8 | 2.2 | | | | | 22.4 | שלטה אוטומטית באורות גבוהים ונמוכים |
| Blind spot information system | 45.7 | 36.7 | 23.7 | 17.8 | 14.4 | 7.1 | 0.9 | | | | | 11.2 | זיהוי נבטחה מת |

(1) Including safety systems installed in the vehicles by the manufacturer before delivery of vehicle, as well as locally installed systems after purchase, that are reported to the Vehicle Licensing Department.
 (2) As of 2007 ABS and EPS systems are compulsory for all vehicles and therefore are not detailed in this table.
 (3) The same vehicle can have several systems installed.

(1) כולל אביזרי בטיחות שהותקנו על-ידי היצרן לפני מסירת הרכב, וכן הותקנו מקומית לאחר רכישת הרכב ודווחו למשרד הרישוי.
 (2) החל משנת 2007 מערכות ESP, ABS, חובה בכל כלי הרכב ולכן אין מפורטות בלוח.
 (3) לאותו כלי רכב יכול להיות יותר מאביזר אחד.

**TABLE 24. PRIVATE CARS, BY YEAR OF FIRST USE
AND NUMBER OF AIRBAGS**

**לוח 24. כלי רכב פרטיים, לפי שנת עלייה לנביש
ומספר כריות אוויר**

| Year of first use | 2022 | | | | | | | | | | | Grand total | שנת עלייה לנביש |
|-------------------------|--------------------------------------|---------------|------------------|------------------|--------------|----------------|------------|----------------|---------------|--------------|------------------|-----------------------|-----------------|
| | Percentages, unless otherwise stated | | | | | | | | | | | | |
| | מספר כריות אוויר | | | | | | | | | | | | |
| | Number of airbags | +10 | 7-9 | 6 | 5 | 4 | 3 | 2 | 1 | 0 | סך כולל | | |
| | א"ל | י"דוע | | | | | | | | | Grand total | | |
| | Not known | | | | | | | | | | | | |
| Absolute numbers | 38,922 | 49,044 | 1,055,470 | 1,811,725 | 2,217 | 296,623 | 226 | 156,479 | 19,193 | 3,127 | 3,433,026 | מספרים מוחלטים | |
| Grand total | 1.1 | 1.4 | 30.7 | 52.8 | 0.1 | 8.6 | 0.0 | 4.6 | 0.6 | 0.1 | 100.0 | סך כולל | |
| 2022 | 0.1 | 4.7 | 47.5 | 46.6 | 0.1 | 0.8 | 0.0 | 0.1 | - | 0.0 | 100.0 | 2022 | |
| 2021 | 0.2 | 5.1 | 48.6 | 45.0 | 0.1 | 0.9 | 0.0 | 0.2 | - | 0.0 | 100.0 | 2021 | |
| 2020 | 0.4 | 2.7 | 50.8 | 44.9 | 0.1 | 1.0 | 0.0 | 0.2 | - | 0.0 | 100.0 | 2020 | |
| 2019 | 0.5 | 1.6 | 47.7 | 48.3 | 0.0 | 1.6 | - | 0.2 | - | 0.0 | 100.0 | 2019 | |
| 2018 | 0.6 | 0.7 | 42.5 | 52.9 | 0.0 | 3.0 | - | 0.3 | - | - | 100.0 | 2018 | |
| 2017 | 0.6 | 1.1 | 39.3 | 52.5 | 0.0 | 6.2 | - | 0.3 | - | 0.0 | 100.0 | 2017 | |
| 2016 | 0.5 | 0.8 | 38.0 | 53.6 | 0.0 | 6.6 | - | 0.3 | - | 0.0 | 100.0 | 2016 | |
| 2015 | 0.4 | 0.8 | 34.4 | 57.2 | 0.0 | 6.3 | - | 0.8 | 0.0 | 0.0 | 100.0 | 2015 | |
| 2014 | 0.5 | 1.0 | 29.3 | 63.2 | 0.0 | 5.3 | 0.0 | 0.7 | - | 0.0 | 100.0 | 2014 | |
| 2013 | 0.7 | 0.5 | 26.0 | 64.2 | 0.0 | 8.1 | - | 0.5 | - | - | 100.0 | 2013 | |
| 2012 | 0.8 | 0.5 | 17.9 | 70.2 | 0.0 | 9.3 | - | 1.4 | - | 0.0 | 100.0 | 2012 | |
| 2011 | 0.9 | 0.1 | 12.4 | 67.4 | 0.0 | 17.4 | - | 1.9 | - | - | 100.0 | 2011 | |
| 2007-2010 | 1.7 | 0.2 | 7.4 | 59.1 | 0.2 | 22.1 | - | 7.6 | 1.6 | 0.0 | 100.0 | 2010-2007 | |
| 2003-2006 | 0.5 | 0.0 | 0.8 | 21.1 | 0.1 | 22.3 | 0.1 | 51.0 | 4.1 | 0.0 | 100.0 | 2003-2006 | |
| Up to 2002 | 25.5 | - | 0.3 | 3.8 | - | 15.5 | 0.1 | 42.5 | 7.4 | 4.9 | 100.0 | עד 2002 | |

TABLE 25. PRIVATE CARS, BY YEAR OF FIRST USE AND LEVEL OF AIR POLLUTION
לוח 25. כלי רכב פרטיים, לפי שנת עלייה לרכיש ודרגת זיהום

| Year of first use | Level of air pollution - absolute numbers | | | | | Level of air pollution - percentages | | | | | Grand total | שנת עלייה לרכיש | |
|-------------------|---|------------|------------------|------------------|---------------|--------------------------------------|------------|------------|-----------------|-------------|-------------|-----------------|---------------|
| | לא ידוע | רכב מזדמן | רכב רגיל | רכב מופחת זיהום | רכב נקי | לא ידוע | רכב מזדמן | רכב רגיל | רכב מופחת זיהום | רכב נקי | | | |
| Total | 34,487 | 254 | 1,441,255 | 1,915,222 | 41,808 | 3,433,026 | 1.0 | 0.0 | 42.0 | 55.8 | 1.2 | 100.0 | סך הכל |
| 2022 | 696 | - | - | 230,950 | 27,990 | 259,636 | 0.3 | 0.0 | 0.0 | 89.0 | 10.8 | 100.0 | 2022 |
| 2021 | 2,784 | - | - | 266,556 | 11,133 | 280,473 | 1.0 | 0.0 | 0.0 | 95.0 | 4.0 | 100.0 | 2021 |
| 2020 | 1,144 | - | - | 201,493 | 1,545 | 204,182 | 0.6 | 0.0 | 0.0 | 98.7 | 0.8 | 100.0 | 2020 |
| 2019 | 1,419 | - | - | 232,250 | 640 | 234,309 | 0.6 | 0.0 | 0.0 | 99.1 | 0.3 | 100.0 | 2019 |
| 2018 | 1,368 | - | - | 245,304 | 159 | 246,831 | 0.6 | 0.0 | 0.0 | 99.4 | 0.1 | 100.0 | 2018 |
| 2017 | 1,571 | - | - | 255,082 | 122 | 256,775 | 0.6 | 0.0 | 0.0 | 99.3 | 0.0 | 100.0 | 2017 |
| 2016 | 1,626 | - | - | 255,408 | 9 | 257,043 | 0.6 | 0.0 | 0.0 | 99.4 | 0.0 | 100.0 | 2016 |
| 2015 | 1,552 | - | - | 224,912 | 4 | 226,468 | 0.7 | 0.0 | 0.0 | 99.3 | 0.0 | 100.0 | 2015 |
| 2014 | 1,552 | - | 206,592 | 675 | 29 | 208,848 | 0.7 | 0.0 | 98.9 | 0.3 | 0.0 | 100.0 | 2014 |
| 2013 | 1,552 | - | 174,605 | 170 | 92 | 176,419 | 0.9 | 0.0 | 99.0 | 0.1 | 0.1 | 100.0 | 2013 |
| 2012 | 1,633 | - | 161,445 | 80 | 79 | 163,237 | 1.0 | 0.0 | 98.9 | 0.0 | 0.0 | 100.0 | 2012 |
| 2011 | 1,955 | - | 168,331 | 85 | 5 | 170,376 | 1.1 | 0.0 | 98.8 | 0.0 | 0.0 | 100.0 | 2011 |
| 2010 | 1,707 | - | 157,796 | 81 | - | 159,584 | 1.1 | 0.0 | 98.9 | 0.1 | 0.0 | 100.0 | 2010 |
| 2009 | 1,525 | - | 117,886 | 48 | - | 119,459 | 1.3 | 0.0 | 98.7 | 0.0 | 0.0 | 100.0 | 2009 |
| 2008 | 2,839 | - | 180,158 | 63 | - | 183,060 | 1.6 | 0.0 | 98.4 | 0.0 | 0.0 | 100.0 | 2008 |
| 2007 | 1,695 | - | 74,961 | 57 | - | 76,713 | 2.2 | 0.0 | 97.7 | 0.1 | 0.0 | 100.0 | 2007 |
| 2006 | 1,545 | - | 59,343 | 41 | - | 60,929 | 2.5 | 0.0 | 97.4 | 0.1 | 0.0 | 100.0 | 2006 |
| 2005 | 1,280 | 17 | 38,897 | 35 | - | 40,229 | 3.2 | 0.0 | 96.7 | 0.1 | 0.0 | 100.0 | 2005 |
| 2004 | 1,065 | 33 | 25,984 | 34 | - | 27,116 | 3.9 | 0.1 | 95.8 | 0.1 | 0.0 | 100.0 | 2004 |
| up to 2003 | 3,979 | 204 | 75,257 | 1,898 | 1 | 81,339 | 4.9 | 0.3 | 92.5 | 2.3 | 0.0 | 100.0 | עד 2003 |

TABLE 26. PRIVATE CARS, BY TYPE OF OWNERSHIP,
ENGINE POWER AND YEAR OF FIRST USEלוח 26. כלי רכב פרטיים, לפי סוג בעלות,
הספק ושנת עלייה לכביש

| Type of ownership and horsepower | 2022 | | | | | | | סך הכל Total | סוג בעלות וכוח סוס |
|-------------------------------------|-----------------|----------------|----------------|----------------|----------------|----------------|------------------|------------------|------------------------------------|
| | שנת עלייה לכביש | | | | | | | | |
| | 2022 | 2021 | 2020 | 2019 | 2018 | 2017 | עד 2016 | | |
| Grand total | 259,636 | 280,473 | 204,182 | 234,309 | 246,831 | 256,775 | 1,950,820 | 3,433,026 | סך כולל |
| Up to 50 | 9 | - | - | - | - | - | 42 | 51 | עד 50 |
| 51-100 | 59,298 | 71,601 | 53,780 | 63,728 | 59,859 | 67,212 | 514,838 | 890,316 | 100-51 |
| 101-120 | 19,871 | 28,307 | 29,326 | 40,276 | 46,108 | 48,636 | 573,623 | 786,147 | 120-101 |
| 121-140 | 34,693 | 36,543 | 23,588 | 27,265 | 38,848 | 48,265 | 407,264 | 616,466 | 140-121 |
| 141-160 | 49,056 | 68,015 | 55,201 | 58,702 | 60,619 | 57,070 | 224,557 | 573,220 | 160-141 |
| 161-180 | 35,134 | 32,163 | 22,834 | 24,258 | 22,569 | 17,635 | 110,511 | 265,104 | 180-161 |
| 181-200 | 18,142 | 17,506 | 8,548 | 9,313 | 6,421 | 6,342 | 40,407 | 106,679 | 200-181 |
| 201-300 | 34,257 | 15,281 | 7,670 | 6,974 | 8,906 | 8,924 | 64,141 | 146,153 | 300-201 |
| 301-400 | 4,277 | 6,733 | 2,322 | 2,747 | 2,637 | 2,061 | 8,912 | 29,689 | 400-301 |
| 401+ | 4,899 | 4,324 | 913 | 1,046 | 864 | 630 | 6,525 | 19,201 | +401 |
| Private - total | 169,893 | 174,921 | 132,349 | 184,227 | 224,879 | 243,021 | 1,915,897 | 3,045,187 | פרטית - סך הכל |
| Up to 50 | 7 | - | - | - | - | - | 39 | 46 | עד 50 |
| 51-100 | 32,856 | 37,914 | 33,005 | 50,111 | 54,282 | 63,506 | 503,720 | 775,394 | 100-51 |
| 101-120 | 10,876 | 14,120 | 17,034 | 30,928 | 41,679 | 45,467 | 564,086 | 724,190 | 120-101 |
| 121-140 | 19,982 | 22,518 | 15,746 | 20,488 | 34,963 | 45,319 | 399,287 | 558,303 | 140-121 |
| 141-160 | 29,734 | 38,264 | 31,185 | 42,942 | 54,684 | 54,361 | 221,706 | 472,876 | 160-141 |
| 161-180 | 24,272 | 24,052 | 18,292 | 21,410 | 21,332 | 17,008 | 108,983 | 235,349 | 180-161 |
| 181-200 | 14,162 | 14,063 | 7,218 | 8,475 | 6,132 | 6,175 | 39,822 | 96,047 | 200-181 |
| 201-300 | 29,650 | 13,667 | 6,996 | 6,455 | 8,516 | 8,597 | 63,105 | 136,986 | 300-201 |
| 301-400 | 3,804 | 6,175 | 2,012 | 2,427 | 2,489 | 2,003 | 8,766 | 27,676 | 400-301 |
| 401+ | 4,550 | 4,148 | 861 | 991 | 802 | 585 | 6,383 | 18,320 | +401 |
| Leasing company - total | 57,419 | 69,065 | 54,535 | 30,438 | 8,199 | 2,598 | 3,217 | 225,471 | חברת ההכר (ליסינג) - סך הכל |
| 51-100 | 16,351 | 21,364 | 15,404 | 8,048 | 1,716 | 561 | 1,897 | 65,341 | 100-51 |
| 101-120 | 5,390 | 9,782 | 9,113 | 4,812 | 1,197 | 454 | 407 | 31,155 | 120-101 |
| 121-140 | 9,352 | 8,457 | 5,713 | 4,136 | 1,324 | 647 | 598 | 30,227 | 140-121 |
| 141-160 | 13,948 | 21,811 | 20,075 | 11,562 | 3,479 | 795 | 200 | 71,870 | 160-141 |
| 161-180 | 7,768 | 5,106 | 3,058 | 1,374 | 365 | 106 | 55 | 17,832 | 180-161 |
| 181-200 | 2,282 | 1,959 | 827 | 337 | 54 | 19 | 23 | 5,501 | 200-181 |
| 201+ | 2,328 | 586 | 345 | 169 | 64 | 16 | 37 | 3,545 | +201 |
| Company(1) - total | 23,362 | 23,455 | 13,511 | 13,894 | 11,670 | 10,158 | 30,806 | 126,856 | חברה(1) - סך הכל |
| Up to 50 | 2 | - | - | - | - | - | 3 | 5 | עד 50 |
| 51-100 | 5,739 | 6,160 | 3,255 | 3,686 | 3,125 | 2,716 | 8,677 | 33,358 | 100-51 |
| 101-120 | 2,423 | 3,243 | 2,710 | 3,249 | 2,867 | 2,465 | 8,994 | 25,951 | 120-101 |
| 121-140 | 4,157 | 3,230 | 1,779 | 1,783 | 2,046 | 2,109 | 7,221 | 22,325 | 140-121 |
| 141-160 | 4,485 | 5,948 | 3,549 | 3,416 | 2,249 | 1,831 | 2,612 | 24,090 | 160-141 |
| 161-180 | 2,383 | 2,256 | 1,120 | 768 | 678 | 493 | 1,459 | 9,157 | 180-161 |
| 181-200 | 1,275 | 1,122 | 479 | 428 | 208 | 144 | 561 | 4,217 | 200-181 |
| 201-300 | 2,278 | 1,022 | 381 | 359 | 316 | 299 | 994 | 5,649 | 300-201 |
| 301+ | 620 | 474 | 238 | 205 | 181 | 101 | 285 | 2,104 | +301 |
| Rental or touring - total | 8,962 | 13,032 | 3,787 | 5,750 | 2,083 | 998 | 900 | 35,512 | השכרה או תיור - סך הכל |
| 51-100 | 4,352 | 6,163 | 2,116 | 1,883 | 736 | 429 | 544 | 16,223 | 100-51 |
| 101-120 | 1,182 | 1,162 | 469 | 1,287 | 365 | 250 | 136 | 4,851 | 120-101 |
| 121-140 | 1,202 | 2,338 | 350 | 858 | 515 | 190 | 158 | 5,611 | 140-121 |
| 141-160 | 889 | 1,992 | 392 | 782 | 207 | 84 | 39 | 4,385 | 160-141 |
| 161-180 | 711 | 749 | 365 | 706 | 194 | 27 | 15 | 2,767 | 180-161 |
| 181-200 | 423 | 362 | 23 | 73 | 27 | 4 | - | 912 | 200-181 |
| 201+ | 203 | 266 | 72 | 161 | 39 | 14 | 8 | 763 | +201 |

(1) Not including self-employed persons.

(1) לא כולל עצמאים.

TABLE 27. PRIVATE CARS, BY YEAR OF FIRST USE AND COLOR(1)

לוח 27. כלי רכב פרטיים, לפי שנת עלייה לנביש וצבע(1)

| Year of first use | Percentages, unless otherwise stated | | | | | | | | | | 2022 | | |
|---------------------------------------|--------------------------------------|----------------|---------------|---------------|-----------------------|----------------|----------------|------------------|------------------|-----------------------------|------------------------|---------------------------------|--|
| | אחר Other | צהוב Yellow | ירוק Green | אדום Red | בן-חום Beige-Brown | כחול Blue | שחור Black | אפור Grey | לבן White | אחוזים, אלא אם כן צוין אחרת | | | |
| | | | | | | | | | | Grand total אחוזים | סך כולל מספרים מוחלטים | שנת עלייה לנביש | |
| Grand total (absolute numbers) | 1,705 | 28,109 | 31,403 | 86,482 | 147,151 | 255,118 | 420,502 | 1,230,423 | 1,232,133 | 100.0 | 3,433,026 | סך כולל (מספרים מוחלטים) | |
| 2022 | 0.0 | 0.5 | 0.6 | 1.8 | 0.8 | 4.8 | 15.2 | 30.2 | 46.2 | 100.0 | 259,636 | 2022 | |
| 2021 | 0.0 | 0.6 | 0.3 | 1.7 | 0.6 | 4.8 | 14.4 | 31.2 | 46.4 | 100.0 | 280,473 | 2021 | |
| 2020 | 0.0 | 0.6 | 0.2 | 1.7 | 0.9 | 4.1 | 13.3 | 32.9 | 46.3 | 100.0 | 204,182 | 2020 | |
| 2019 | 0.0 | 0.5 | 0.1 | 1.7 | 1.7 | 4.0 | 12.7 | 32.7 | 46.5 | 100.0 | 234,309 | 2019 | |
| 2018 | 0.0 | 0.5 | 0.1 | 2.3 | 2.4 | 4.3 | 13.1 | 32.4 | 44.8 | 100.0 | 246,831 | 2018 | |
| 2017 | 0.1 | 0.7 | 0.2 | 2.7 | 3.7 | 4.9 | 12.8 | 31.9 | 43.0 | 100.0 | 256,775 | 2017 | |
| 2016 | 0.1 | 0.7 | 0.3 | 2.5 | 4.5 | 5.4 | 12.4 | 32.3 | 41.8 | 100.0 | 257,043 | 2016 | |
| 2015 | 0.1 | 0.8 | 0.5 | 3.0 | 4.3 | 5.2 | 12.2 | 33.4 | 40.5 | 100.0 | 226,468 | 2015 | |
| 2014 | 0.1 | 0.7 | 0.8 | 3.7 | 5.3 | 6.3 | 12.6 | 34.6 | 35.8 | 100.0 | 208,848 | 2014 | |
| 2013 | 0.1 | 0.5 | 1.1 | 3.5 | 6.0 | 7.5 | 13.2 | 35.8 | 32.2 | 100.0 | 176,419 | 2013 | |
| 2012 | 0.1 | 0.9 | 1.4 | 3.7 | 5.3 | 8.5 | 13.8 | 39.4 | 27.0 | 100.0 | 163,237 | 2012 | |
| 2011 | 0.0 | 0.9 | 1.4 | 3.1 | 5.9 | 10.4 | 14.1 | 38.5 | 25.6 | 100.0 | 170,376 | 2011 | |
| 2007-2010 | 0.1 | 0.8 | 1.5 | 2.2 | 8.3 | 14.0 | 10.6 | 44.6 | 18.0 | 100.0 | 538,816 | 2010-2007 | |
| 2003-2006 | 0.1 | 2.4 | 3.2 | 2.1 | 7.5 | 15.3 | 2.2 | 50.5 | 16.7 | 100.0 | 147,906 | 2006-2003 | |
| Up to 2002 | 0.4 | 4.7 | 6.7 | 5.9 | 7.3 | 11.0 | 3.7 | 32.6 | 27.6 | 100.0 | 61,707 | עד 2002 | |

(1) Colors in the table are grouped according to the shades in existence in the Vehicle Registry of Ministry of Transport and Road Safety.

(1) צבעי הרכב המופיעים בלוח זה מקובצים לפי גווי הצבע המופיעים במרשם הרכב של משרד התחבורה והבטיחות בדרכים.

TABLE 28. PERCENTAGE OF PRIVATE CARS WITH AUTOMATIC GEAR, BY YEAR OF FIRST USE, SELECTED YEARS

לוח 28. אחוז כלי רכב פרטיים עם תיבת הילוכים אוטומטית, לפי שנת עלייה לכביש, שנים נבחרות

Percentages(1), unless otherwise stated

אחוזים(1), אלא אם כן צוין אחרת

| Year of motor vehicle fleet | 2022 | 2021 | 2020 | 2019 | 2018 | 2017 | 2016 | 2015 | שנת מצבת כלי הרכב |
|---------------------------------------|------------------|------------------|------------------|------------------|------------------|------------------|------------------|------------------|--------------------------|
| Grand total (absolute numbers) | 3,433,026 | 3,312,273 | 3,173,293 | 3,085,315 | 2,978,911 | 2,856,959 | 2,726,835 | 2,583,175 | סך כולל (מספרים מוחלטים) |
| Grand total | 94.6 | 94.1 | 93.6 | 93.1 | 93.7 | 93.3 | 92.6 | 92.0 | סך כולל |
| Year of first use | | | | | | | | | שנת עלייה לכביש |
| 2022 | 99.3 | | | | | | | | 2022 |
| 2021 | 98.8 | 98.9 | | | | | | | 2021 |
| 2020 | 98.2 | 98.3 | 98.5 | | | | | | 2020 |
| 2019 | 98.2 | 98.2 | 98.3 | 98.4 | | | | | 2019 |
| 2018 | 97.2 | 97.2 | 97.2 | 97.3 | 97.4 | | | | 2018 |
| 2017 | 95.6 | 95.6 | 95.6 | 95.6 | 95.7 | 96.2 | | | 2017 |
| 2016 | 94.3 | 94.3 | 94.3 | 94.2 | 94.7 | 94.8 | 94.8 | | 2016 |
| 2015 | 92.9 | 92.9 | 92.9 | 92.9 | 93.3 | 93.4 | 93.4 | 93.3 | 2015 |
| 2014 | 91.7 | 91.6 | 91.6 | 91.5 | 91.8 | 91.9 | 92.0 | 92.0 | 2014 |
| 2013 | 89.8 | 89.7 | 89.6 | 89.6 | 89.9 | 90.1 | 90.1 | 90.1 | 2013 |
| 2012 | 88.2 | 88.2 | 88.1 | 88.1 | 88.5 | 88.7 | 88.7 | 88.5 | 2012 |
| 2011 | 90.2 | 90.1 | 90.1 | 90.1 | 90.7 | 90.7 | 90.7 | 90.7 | 2011 |
| 2010 | 94.8 | 94.7 | 94.7 | 94.7 | 95.9 | 95.9 | 95.9 | 95.9 | 2010 |
| 2009 | 95.6 | 95.6 | 95.6 | 95.6 | 97.3 | 97.3 | 97.3 | 97.3 | 2009 |
| 2008 | 95.3 | 95.1 | 94.9 | 94.8 | 96.4 | 96.3 | 96.2 | 96.2 | 2008 |
| 2007 | 96.6 | 96.6 | 96.5 | 96.4 | 97.1 | 97.2 | 97.1 | 97.1 | 2007 |
| 2006 | 96.7 | 96.6 | 96.5 | 96.4 | 96.6 | 96.4 | 96.3 | 96.3 | 2006 |
| 2002-2005 | 93.4 | 93.4 | 93.1 | 92.8 | 92.5 | 92.3 | 91.9 | 91.6 | 2005-2002 |
| 1998-2001 | 86.6 | 87.5 | 87.7 | 87.5 | 87.7 | 86.6 | 85.3 | 84.0 | 2001-1998 |

(1) Percentage in each cell

For example: in the vehicle stock of 2022 99.3% of private cars whose year of first use was 2022 had an automatic gear, compared to 92.9% of the 2015 model cars.

(1) אחוז בכל תא.

לדוגמה: במצבת כלי הרכב 2022, ל-99.3% מכלי הרכב הפרטיים שעלו לכביש בשנת 2022 הייתה תיבת הילוכים אוטומטית, לעומת 92.9% מכלי הרכב שעלו לכביש בשנת 2015.

מוניות, אוטובוסים זעירים, אוטובוסים
TAXIS, MINIBUSES, BUSES

**TABLE 29. TAXIS, BY NUMBER OF SEATS, MANUFACTURER
AND YEAR OF FIRST USE**
**לוח 29. מוניות, לפי מספר מקומות ישיבה,
תוצר ושנת עלייה לכביש**

| Number of seats and manufacturer | Absolute numbers, except average age (years) | | | | | | | | | | | | סך הכל | גיל ממוצע Average age | מספר מקומות ישיבה ותוצר |
|----------------------------------|--|--------------|--------------|--------------|--------------|--------------|--------------|------------|------------|------------|------------|--------------------|---------------|--------------------------|-------------------------|
| | 2022 | | | | | | | | | | | | | | |
| | שנת עלייה לכביש | | | | | | | | | | | עד שנת עלייה לכביש | | | |
| | 2022 | 2021 | 2020 | 2019 | 2018 | 2017 | 2016 | 2015 | 2014 | 2013 | 2012 | Up to 2012 | Total | | |
| Grand total | 5,137 | 5,012 | 2,400 | 3,877 | 1,810 | 1,650 | 1,063 | 694 | 321 | 235 | 214 | 2,241 | 22,413 | 2.5 | סך כולל |
| Dacia | 8 | 10 | 43 | 92 | 118 | 78 | 8 | 5 | - | - | - | - | 362 | 3.6 | דאצ'יה |
| Toyota | 2,223 | 2,029 | 266 | 864 | 152 | 184 | 18 | 4 | 4 | 3 | 2 | 5,749 | 1.2 | טויוטה | |
| Hyundai | 301 | 105 | - | - | - | - | - | - | - | - | - | 406 | 0.3 | יונדאי | |
| Mercedes | 763 | 778 | 659 | 669 | 331 | 290 | 274 | 153 | 101 | 110 | 114 | 4,242 | 3.0 | מרצדס | |
| Sangyang | 40 | 26 | 16 | 113 | 45 | 10 | 1 | 1 | 4 | - | 1 | 257 | 2.7 | סאנגיאנג | |
| Citroen | 250 | 341 | 222 | 247 | 153 | 156 | 90 | 65 | 2 | - | 3 | 1,529 | 2.6 | סיטרואן | |
| Skoda | 804 | 785 | 767 | 1,365 | 646 | 490 | 218 | 245 | 71 | 50 | 52 | 5,493 | 2.9 | סקודה | |
| Volkswagen | 53 | 39 | 10 | 12 | 35 | 29 | 89 | 17 | 15 | 14 | 10 | 323 | 4.3 | פולקסווגן | |
| Kia | 410 | 301 | 124 | 136 | 174 | 187 | 186 | 110 | 79 | 34 | 20 | 1,761 | 3.2 | קאיה | |
| Renault | 176 | 541 | 250 | 326 | 105 | 165 | 169 | 89 | 32 | 17 | 3 | 1,873 | 2.9 | רנו | |
| Other | 109 | 57 | 43 | 53 | 51 | 61 | 10 | 5 | 13 | 7 | 9 | 418 | .. | אחר | |
| Up to 4 seats | 4,811 | 4,604 | 2,182 | 3,702 | 1,690 | 1,543 | 982 | 626 | 293 | 206 | 185 | 20,824 | 2.5 | עד 4 מקומות ישיבה | |
| Dacia | 8 | 10 | 43 | 92 | 118 | 78 | 8 | 5 | - | - | - | 362 | 3.6 | דאצ'יה | |
| Toyota | 2,187 | 1,973 | 233 | 831 | 134 | 170 | 17 | 1 | 3 | 2 | 2 | 5,553 | 1.2 | טויוטה | |
| Hyundai | 301 | 105 | - | - | - | - | - | - | - | - | - | 406 | 0.3 | יונדאי | |
| Mercedes | 615 | 580 | 529 | 567 | 260 | 211 | 210 | 105 | 86 | 85 | 94 | 3,342 | 3.0 | מרצדס | |
| Citroen | 157 | 241 | 187 | 224 | 144 | 156 | 90 | 56 | 2 | - | 3 | 1,260 | 2.9 | סיטרואן | |
| Skoda | 802 | 782 | 767 | 1,365 | 646 | 490 | 218 | 245 | 71 | 50 | 52 | 5,488 | 2.9 | סקודה | |
| Kia | 410 | 301 | 124 | 136 | 174 | 187 | 186 | 110 | 79 | 34 | 20 | 1,761 | 3.2 | קיה | |
| Renault | 176 | 541 | 250 | 326 | 105 | 165 | 169 | 89 | 28 | 17 | 3 | 1,869 | 2.8 | רנו | |
| Other | 155 | 71 | 49 | 161 | 109 | 86 | 84 | 15 | 24 | 18 | 11 | 783 | .. | אחר | |
| 5-8 seats | 301 | 273 | 140 | 152 | 100 | 88 | 70 | 51 | 17 | 9 | 6 | 1,207 | 4.7 | 5-8 מקומות ישיבה | |
| 9-10 seats | 8 | 205 | 97 | 38 | 38 | 36 | 18 | 25 | 18 | 35 | 38 | 556 | 3.6 | 9-10 מקומות ישיבה | |
| Other | - | 1 | 7 | 2 | 2 | - | 2 | 3 | 2 | 3 | 8 | 30 | .. | אחר | |

TABLE 30. MINIBUSES, BY TYPE, MANUFACTURER,
NUMBER OF SEATS AND YEAR OF
FIRST USE

לוח 30. אוטובוסים זעירים, לפי סוג, תוצר,
מספר מקומות ישיבה ושנת עלייה לכביש

| Absolute numbers, except average age (years) | | | | | | | | | | | 2022 | | (מספרים מוחלטים, למעט גיל ממוצע (שנים)) | |
|--|-------------------|--------------|------------|--------------|--------------|--------------|--------------|------------|------------|---------------|-----------------|--------------------------------|---|--|
| Type, manufacturer and number of seats | Year of first use | | | | | | | | | | סך הכל Total | גיל ממוצע Average age | סוג, תוצר ומספר מקומות ישיבה | |
| | 2022 | 2021 | 2020 | 2019 | 2018 | 2017 | 2016 | 2015 | 2014 | Up to 2013 | | | | |
| Grand total | 1,127 | 1,179 | 971 | 1,411 | 1,086 | 1,249 | 1,277 | 922 | 740 | 5,333 | 15,295 | 6.7 | סך כולל | |
| Type and manufacturer | | | | | | | | | | | | | סוג ותוצר | |
| Iveco | - | 14 | 1 | 86 | 97 | 129 | 96 | 13 | - | 6 | 442 | 4.6 | איוואקו | |
| Hyundai | - | - | 1 | - | 6 | - | 2 | 5 | 2 | 21 | 37 | 11.4 | יונדאי | |
| MAN | 79 | 77 | 61 | 22 | - | - | - | - | - | - | 239 | 1.1 | מ.א.ן. | |
| Mercedes | 902 | 905 | 741 | 943 | 725 | 687 | 675 | 442 | 380 | 1,871 | 8,271 | 5.2 | מרצדס | |
| Volkswagen | 127 | 137 | 108 | 252 | 31 | 232 | 274 | 230 | 188 | 1,334 | 2,913 | 8.2 | פולקסווגן | |
| Ford | 3 | 24 | 35 | 58 | 150 | 150 | 112 | 107 | 50 | 1,808 | 2,497 | 10.5 | פורד | |
| Renault | 1 | - | 3 | 31 | 40 | 36 | 70 | 86 | 82 | 65 | 414 | 6.6 | רנו | |
| Chevrolet | 1 | 5 | 5 | 2 | 8 | 6 | 17 | 13 | 11 | 137 | 205 | 10.3 | שבrolט | |
| Other | 14 | 17 | 16 | 17 | 29 | 9 | 31 | 26 | 27 | 91 | 277 | .. | אחר | |
| Public bus | 1,055 | 1,055 | 882 | 1,271 | 912 | 984 | 896 | 543 | 362 | 1,105 | 9,065 | 4.3 | אוטובוס ציבורי | |
| Iveco | - | 14 | 1 | 80 | 83 | 106 | 74 | 10 | - | 2 | 370 | 4.5 | איוואקו | |
| MAN | 73 | 70 | 57 | 21 | - | - | - | - | - | 0 | 221 | 1.1 | מ.א.ן. | |
| Mercedes | 843 | 811 | 671 | 855 | 612 | 535 | 475 | 249 | 192 | 431 | 5,674 | 3.6 | מרצדס | |
| Volkswagen | 122 | 123 | 101 | 228 | 28 | 178 | 205 | 134 | 89 | 238 | 1,446 | 5.1 | פולקסווגן | |
| Ford | 3 | 17 | 34 | 49 | 135 | 126 | 76 | 82 | 29 | 350 | 901 | 7.3 | פורד | |
| Renault | - | - | 2 | 22 | 32 | 30 | 44 | 41 | 42 | 35 | 248 | 6.3 | רנו | |
| Other | 14 | 20 | 16 | 16 | 22 | 9 | 22 | 27 | 10 | 49 | 205 | .. | אחר | |
| Private bus | 72 | 124 | 89 | 140 | 174 | 265 | 381 | 379 | 378 | 4,228 | 6,230 | 10.3 | אוטובוס פרטי | |
| Iveco | - | - | - | 6 | 14 | 23 | 22 | 3 | - | 4 | 72 | 5.5 | איוואקו | |
| Hyundai | - | - | - | - | 2 | - | - | 1 | 2 | 20 | 25 | 13.8 | יונדאי | |
| Mercedes | 59 | 94 | 70 | 88 | 113 | 152 | 200 | 193 | 188 | 1,440 | 2,597 | 8.8 | מרצדס | |
| Volkswagen | 5 | 14 | 7 | 24 | 3 | 54 | 69 | 96 | 99 | 1,096 | 1,467 | 11.3 | פולקסווגן | |
| Ford | - | 7 | 1 | 9 | 15 | 24 | 36 | 25 | 21 | 1,458 | 1,596 | 12.3 | פורד | |
| Chevrolet | 1 | 1 | 4 | 2 | 6 | 2 | 13 | 9 | 8 | 110 | 156 | 10.7 | שבrolט | |
| Other | 8 | 9 | 11 | 13 | 27 | 12 | 54 | 61 | 68 | 210 | 473 | .. | אחר | |
| Type and number of seats | | | | | | | | | | | | | סוג ומספר מקומות ישיבה | |
| Grand total | 1,127 | 1,179 | 971 | 1,411 | 1,086 | 1,249 | 1,277 | 922 | 740 | 5,333 | 15,295 | 6.7 | סך כולל | |
| Up to 8 | 28 | 41 | 55 | 49 | 107 | 72 | 120 | 100 | 94 | 1,092 | 1,758 | 10.0 | עד 8 | |
| 9-11 | 20 | 53 | 142 | 137 | 45 | 35 | 47 | 35 | 45 | 391 | 950 | 7.3 | 11-9 | |
| 12-16 | 484 | 459 | 450 | 611 | 477 | 626 | 715 | 576 | 453 | 3,088 | 7,939 | 7.2 | 16-12 | |
| Public bus | 1,055 | 1,055 | 882 | 1,271 | 912 | 984 | 896 | 543 | 362 | 1,105 | 9,065 | 4.3 | אוטובוס ציבורי | |
| Up to 8 | 27 | 28 | 50 | 40 | 76 | 49 | 74 | 61 | 28 | 159 | 592 | 6.2 | עד 8 | |
| 9-11 | 18 | 42 | 136 | 133 | 38 | 29 | 38 | 20 | 19 | 110 | 583 | 4.8 | 11-9 | |
| 12-16 | 448 | 425 | 419 | 564 | 420 | 529 | 529 | 364 | 261 | 713 | 4,672 | 4.9 | 16-12 | |
| Private bus | 72 | 124 | 89 | 140 | 174 | 265 | 381 | 379 | 378 | 4,228 | 6,230 | 10.3 | אוטובוס פרטי | |
| Up to 8 | 1 | 13 | 5 | 9 | 31 | 23 | 46 | 39 | 66 | 933 | 1,166 | 12.0 | עד 8 | |
| 9-11 | 2 | 11 | 6 | 4 | 7 | 6 | 9 | 15 | 26 | 281 | 367 | 11.4 | 11-9 | |
| 12-16 | 36 | 34 | 31 | 47 | 57 | 97 | 186 | 212 | 192 | 2,375 | 3,267 | 10.6 | 16-12 | |

TABLE 31. BUSES, BY TYPE, MANUFACTURER, NUMBER OF SEATS AND YEAR OF FIRST USE

לוח 31. אוטובוסים, לפי סוג, תוצר, מספר מקומות ישיבה ושנת עלייה לכביש

Absolute numbers, except average age (years)

2022

(שנים) על ממוצע גיל (שנים)

| Type, manufacturer and number of seats | שנת עלייה לכביש | | | | | | | | | | | | סך הכל | גיל ממוצע | סוג תוצר ומספר מקומות ישיבה |
|--|-------------------|--------------|--------------|--------------|--------------|--------------|--------------|--------------|--------------|--------------|------------|--------------|---------------|-------------|-------------------------------|
| | Year of first use | | | | | | | | | | | | | | |
| | 2022 | 2021 | 2020 | 2019 | 2018 | 2017 | 2016 | 2015 | 2014 | 2013 | 2012 | עד 2011 | Total | Average age | |
| Grand total | 2,639 | 2,504 | 1,357 | 2,501 | 2,186 | 2,315 | 2,547 | 1,592 | 1,588 | 1,434 | 615 | 2,721 | 23,999 | 5.3 | סך כולל |
| Type and manufacturer | | | | | | | | | | | | | | | סוג ותוצר |
| EvoBus | 283 | 394 | 179 | 340 | 228 | 204 | 108 | 82 | 1 | - | - | - | 1,819 | 2.7 | אובוס |
| Golden Dragon | 456 | 518 | 137 | 360 | 177 | 307 | 321 | 189 | 30 | 9 | - | - | 2,504 | 3.1 | גולדן דרגון |
| Higer | 472 | 109 | 57 | 85 | 72 | 3 | 1 | - | - | - | - | - | 799 | 1.0 | הייגר |
| Wisdom | 154 | - | - | - | - | - | - | - | - | - | - | - | 154 | - | וויסדום |
| Volvo | 372 | 364 | 217 | 243 | 290 | 498 | 527 | 264 | 351 | 535 | 134 | 930 | 4,725 | 6.6 | וולוו |
| Yutong | 34 | 46 | 32 | 273 | 382 | 486 | 648 | 215 | 205 | 107 | 9 | - | 2,437 | 5.3 | יוטונג |
| MAN | 36 | 170 | 157 | 339 | 390 | 159 | 278 | 309 | 364 | 234 | 114 | 517 | 3,067 | 6.6 | מ.א.ן. |
| Mercedes | 361 | 365 | 365 | 468 | 372 | 374 | 388 | 355 | 341 | 243 | 125 | 762 | 4,519 | 6.0 | מרצדס |
| Scania Vabis | 114 | 91 | 47 | 112 | 58 | 29 | 9 | 63 | 117 | 82 | 116 | 229 | 1,067 | 6.6 | סקניה וביס |
| Other | 357 | 447 | 166 | 281 | 217 | 255 | 267 | 115 | 179 | 224 | 117 | 283 | 2,908 | .. | אחר |
| Public bus | 2,540 | 2,420 | 1,280 | 2,340 | 2,020 | 2,134 | 2,367 | 1,488 | 1,407 | 1,316 | 522 | 2,051 | 21,885 | 5.0 | אוטובוס ציבורי |
| EvoBus | 281 | 394 | 175 | 280 | 189 | 167 | 70 | 65 | 1 | - | - | - | 1,622 | 2.5 | אובוס |
| Golden Dragon | 451 | 507 | 136 | 334 | 177 | 304 | 321 | 188 | 30 | 9 | - | - | 2,457 | 3.1 | גולדן דרגון |
| Higer | 472 | 109 | 56 | 85 | 72 | 3 | 1 | - | - | - | - | - | 798 | 1.0 | הייגר |
| Wisdom | 154 | - | - | - | - | - | - | - | - | - | - | - | 154 | 0.0 | וויסדום |
| Volvo | 333 | 341 | 193 | 236 | 273 | 461 | 482 | 227 | 297 | 526 | 111 | 764 | 4,244 | 6.4 | וולוו |
| Yutong | 34 | 46 | 25 | 254 | 359 | 483 | 638 | 206 | 144 | 88 | 5 | 0 | 2,282 | 5.2 | יוטונג |
| MAN | 34 | 164 | 149 | 323 | 357 | 158 | 258 | 297 | 347 | 217 | 104 | 410 | 2,818 | 6.4 | מ.א.ן. |
| Mercedes | 360 | 361 | 357 | 459 | 363 | 309 | 341 | 337 | 306 | 177 | 94 | 538 | 4,002 | 5.5 | מרצדס |
| Scania Vabis | 103 | 79 | 32 | 104 | 53 | 29 | 6 | 61 | 110 | 82 | 105 | 119 | 883 | 6.0 | סקניה וביס |
| Other | 318 | 419 | 157 | 265 | 177 | 220 | 250 | 107 | 172 | 217 | 103 | 220 | 2,625 | .. | אחר |
| Touring bus | 1 | 6 | 11 | 106 | 104 | 98 | 84 | 34 | 119 | 87 | 52 | 425 | 1,127 | 8.7 | אוטובוס סיור |
| Volvo | - | - | - | - | 4 | 10 | 13 | 4 | 8 | 3 | 4 | 74 | 120 | 10.8 | וולוו |
| MAN | - | - | - | 2 | 22 | 1 | 1 | - | 17 | 12 | 6 | 83 | 144 | 10.4 | מ.א.ן. |
| Mercedes | - | - | 5 | 1 | 6 | 41 | 26 | 12 | 28 | 50 | 28 | 197 | 394 | 10.3 | מרצדס |
| Other | 1 | 6 | 6 | 103 | 72 | 46 | 44 | 18 | 66 | 22 | 14 | 71 | 469 | .. | אחר |
| Private bus | 94 | 78 | 66 | 55 | 62 | 83 | 96 | 70 | 62 | 31 | 41 | 245 | 983 | 6.7 | אוטובוס פרטי |
| Volvo | 39 | 23 | 24 | 7 | 13 | 27 | 32 | 33 | 46 | 6 | 19 | 92 | 361 | 7.0 | וולוו |
| MAN | 2 | 6 | 8 | 14 | 11 | - | 19 | 12 | - | 5 | 4 | 24 | 105 | 6.5 | מ.א.ן. |
| Mercedes | 1 | 4 | 3 | 8 | 3 | 24 | 21 | 6 | 7 | 16 | 3 | 27 | 123 | 7.4 | מרצדס |
| Scania Vabis | 10 | 12 | 15 | - | - | - | 3 | 2 | 7 | - | 10 | 81 | 140 | 9.3 | סקניה וביס |
| Renault | 35 | 25 | 9 | 2 | 10 | 19 | 11 | 2 | - | - | - | - | 113 | 2.3 | רנו |
| Other | 7 | 8 | 7 | 24 | 25 | 13 | 10 | 15 | 2 | 4 | 5 | 21 | 141 | .. | אחר |
| Type and number of seats | | | | | | | | | | | | | | | סוג ומספר מקומות ישיבה |
| Grand total | 2,639 | 2,504 | 1,357 | 2,501 | 2,186 | 2,315 | 2,547 | 1,592 | 1,588 | 1,434 | 615 | 2,721 | 23,999 | 5.3 | סך כולל |
| Up to 20 | 336 | 331 | 328 | 429 | 327 | 378 | 374 | 223 | 124 | 100 | 68 | 214 | 3,232 | 4.5 | עד 20 |
| 21-40 | 1,096 | 1,041 | 366 | 747 | 736 | 455 | 1,128 | 455 | 413 | 394 | 195 | 484 | 7,510 | 4.5 | 20-41 |
| 41-50 | 184 | 246 | 153 | 148 | 45 | 52 | 78 | 73 | 85 | 78 | 6 | 51 | 1,199 | 3.8 | 50-41 |
| 51+ | 1,023 | 886 | 510 | 1,177 | 1,078 | 1,430 | 967 | 841 | 966 | 862 | 346 | 1,972 | 12,058 | 6.1 | +51 |
| Public bus | 2,544 | 2,420 | 1,280 | 2,340 | 2,020 | 2,134 | 2,367 | 1,488 | 1,407 | 1,316 | 522 | 2,051 | 21,889 | 5.0 | אוטובוס ציבורי |
| Up to 20 | 335 | 327 | 323 | 423 | 319 | 348 | 352 | 206 | 118 | 86 | 59 | 177 | 3,073 | 4.3 | עד 20 |
| 21-40 | 1,080 | 1,017 | 353 | 731 | 721 | 416 | 1,079 | 437 | 357 | 380 | 190 | 467 | 7,228 | 4.4 | 20-41 |
| 41-50 | 150 | 227 | 115 | 135 | 24 | 18 | 52 | 60 | 84 | 71 | 5 | 20 | 961 | 3.6 | 50-41 |
| 51+ | 979 | 849 | 489 | 1,051 | 956 | 1,352 | 884 | 785 | 848 | 779 | 268 | 1,387 | 10,627 | 5.7 | +51 |
| Touring bus | 1 | 6 | 11 | 106 | 104 | 98 | 84 | 34 | 119 | 87 | 52 | 425 | 1,127 | 8.7 | אוטובוס סיור |
| Up to 20 | - | - | 2 | - | 6 | 26 | 19 | 11 | 3 | 7 | 6 | 25 | 105 | 7.7 | עד 20 |
| 21-40 | - | 2 | 4 | 9 | 11 | 23 | 20 | 15 | 56 | 14 | 4 | 15 | 173 | 7.0 | 20-41 |
| 41-50 | - | - | - | 2 | - | - | - | - | - | 4 | - | 1 | 7 | 8.0 | 50-41 |
| 51+ | 1 | 4 | 5 | 95 | 87 | 49 | 45 | 8 | 60 | 62 | 42 | 384 | 842 | 9.2 | +51 |
| Private bus | 94 | 78 | 66 | 55 | 62 | 83 | 96 | 70 | 62 | 31 | 41 | 245 | 983 | 6.7 | אוטובוס פרטי |
| Up to 20 | 1 | 4 | 3 | 6 | 2 | 4 | 3 | 6 | 3 | 7 | 3 | 12 | 54 | 8.7 | עד 20 |
| 21-40 | 16 | 22 | 9 | 7 | 4 | 16 | 29 | 3 | - | - | 1 | 2 | 109 | 3.6 | 20-41 |
| 41-50 | 34 | 19 | 38 | 11 | 21 | 34 | 26 | 13 | 1 | 3 | 1 | 30 | 231 | 4.6 | 50-41 |
| 51+ | 43 | 33 | 16 | 31 | 35 | 29 | 38 | 48 | 58 | 21 | 36 | 201 | 589 | 7.9 | +51 |

אופנועים
MOTORCYCLES

TABLE 32. MOTORCYCLES, BY ENGINE CAPACITY,
MANUFACTURER AND YEAR OF FIRST USEלוח 32. אופנועים, לפי נפח מנוע,
תוצר ושנת עלייה לכביש

Absolute numbers, except average age (years)

2022

(מספרים מחולטים, למעט גיל ממוצע (שנים))

| Engine capacity and manufacturer | Year of first use | | | | | | | | | | | שנת עלייה לכביש עד 2011 | סך הכל Total | גיל ממוצע Average age | נפח מנוע ותוצר |
|-------------------------------------|-------------------|---------------|---------------|---------------|---------------|---------------|---------------|--------------|--------------|--------------|--------------|----------------------------|-----------------|--------------------------------|----------------------------|
| | 2022 | 2021 | 2020 | 2019 | 2018 | 2017 | 2016 | 2015 | 2014 | 2013 | 2012 | | | | |
| Grand total | 20,706 | 20,199 | 15,644 | 14,590 | 14,231 | 13,946 | 11,816 | 9,544 | 7,428 | 6,294 | 5,378 | 23,904 | 163,680 | 5.7 | סך כולל |
| Betamotor | 176 | 205 | 152 | 161 | 153 | 79 | 32 | - | - | - | - | 2 | 960 | 2.3 | בטהמטור |
| BMW | 437 | 463 | 313 | 329 | 337 | 286 | 248 | 226 | 210 | 196 | 102 | 997 | 4,144 | 8.3 | ב.מ.וו. |
| Ducati | 142 | 136 | 90 | 117 | 97 | 93 | 82 | 65 | 67 | 50 | 40 | 158 | 1,137 | 5.4 | דוקטי |
| Benelli | 203 | 201 | 114 | 92 | 103 | 6 | - | - | - | - | - | 8 | 727 | 2.0 | בנלי |
| Dealim | - | 184 | 56 | 20 | 362 | 667 | 418 | 374 | 514 | 298 | 5 | 2 | 2,900 | 5.9 | דיאלים |
| Harley Davidson | 157 | 52 | 186 | 190 | 230 | 129 | 123 | 101 | 13 | 25 | 19 | 714 | 1,939 | 12.0 | הארלי דוידסון |
| Honda | 3,887 | 2,818 | 1,654 | 1,494 | 1,349 | 1,177 | 816 | 895 | 726 | 697 | 438 | 2,852 | 18,803 | 5.6 | הונדה |
| Husqvarna | 222 | 284 | 280 | 316 | 278 | 206 | 191 | 146 | 37 | - | - | - | 1,960 | 3.3 | הוסקוורנה |
| Yamaha | 3,289 | 3,471 | 2,618 | 2,488 | 2,457 | 2,525 | 2,215 | 1,623 | 848 | 493 | 466 | 2,599 | 25,092 | 4.7 | יאמאה |
| Ssangyong | 5,168 | 4,435 | 4,015 | 3,657 | 3,124 | 3,037 | 2,787 | 2,461 | 2,175 | 2,315 | 2,311 | 6,799 | 42,284 | 5.5 | סאנגיונג |
| Suzuki | 173 | 462 | 396 | 456 | 617 | 472 | 422 | 253 | 193 | 150 | 173 | 1,999 | 5,766 | 9.3 | סוזוקי |
| Piaggio | 704 | 874 | 436 | 438 | 658 | 843 | 764 | 800 | 746 | 645 | 692 | 2,389 | 9,989 | 6.8 | פיאג'ו |
| Kawasaki | 757 | 746 | 905 | 973 | 605 | 878 | 556 | 369 | 199 | 168 | 86 | 1,203 | 7,445 | 5.9 | קאוואסקי |
| Kwangyang | 2,139 | 3,153 | 2,586 | 2,382 | 2,317 | 2,049 | 2,021 | 1,371 | 1,214 | 892 | 770 | 3,032 | 23,926 | 5.1 | קוואנגיאנג |
| Keeway | 24 | 12 | 43 | 177 | 180 | 128 | 73 | 28 | 6 | - | - | - | 671 | 4.0 | קיוואי |
| KTM | 954 | 1,034 | 824 | 726 | 769 | 786 | 616 | 421 | 239 | 171 | 190 | 509 | 7,239 | 4.2 | ק.י.טי.אם. |
| Other | 2,274 | 1,669 | 976 | 574 | 595 | 585 | 452 | 411 | 241 | 194 | 86 | 641 | 8,698 | .. | אחר |
| Up to 50 | - | 1 | - | - | - | - | - | - | 2 | - | 9 | 982 | 994 | 21.0 | עד 50 |
| Piaggio | - | - | - | - | - | - | - | - | - | - | 9 | 360 | 369 | 19.4 | פיאג'ו |
| Other | - | 1 | - | - | - | - | - | - | 2 | - | - | 622 | 625 | .. | אחר |
| 51-125 | 5,398 | 5,770 | 4,787 | 3,838 | 4,121 | 3,900 | 3,713 | 3,036 | 2,569 | 2,169 | 2,098 | 7,608 | 49,007 | 5.4 | 125-51 |
| Dealim | - | 131 | 32 | 10 | 225 | 502 | 242 | 208 | 197 | 131 | 4 | 1 | 1,683 | 5.6 | דיאלים |
| Honda | 837 | 579 | 436 | 262 | 278 | 247 | 175 | 214 | 199 | 188 | 157 | 632 | 4,204 | 4.8 | הונדה |
| Yamaha | 673 | 644 | 532 | 549 | 644 | 595 | 805 | 497 | 175 | 36 | 62 | 119 | 5,331 | 3.9 | יאמאה |
| Sanyang | 2,224 | 2,096 | 2,020 | 1,647 | 1,376 | 1,219 | 1,187 | 1,031 | 962 | 1,030 | 1,142 | 4,196 | 20,130 | 5.9 | סאניאנג |
| Piaggio | 311 | 289 | 154 | 94 | 140 | 103 | 56 | 15 | 179 | 59 | 149 | 257 | 1,806 | 3.7 | פיאג'ו |
| Kwangyang | 1,110 | 1,764 | 1,418 | 940 | 1,121 | 1,066 | 1,064 | 868 | 753 | 617 | 503 | 2,117 | 13,341 | 5.5 | קוואנגיאנג |
| KTM | 6 | 35 | 1 | 26 | 32 | 20 | 63 | 85 | 45 | 28 | 46 | 130 | 517 | 7.8 | ק.י.טי.אם. |
| Keeway | 24 | 12 | 43 | 177 | 178 | 64 | 36 | 6 | 3 | - | - | - | 543 | 3.6 | קיוואי |
| Other | 213 | 220 | 151 | 133 | 127 | 84 | 85 | 112 | 56 | 80 | 35 | 156 | 1,452 | .. | אחר |
| 126-400 | 8,015 | 7,829 | 5,819 | 6,229 | 5,771 | 6,034 | 5,424 | 4,288 | 3,499 | 3,066 | 2,448 | 7,181 | 65,603 | 5.3 | 400-126 |
| Betamotor | 155 | 165 | 120 | 117 | 110 | 76 | 30 | - | - | - | - | - | 773 | 2.3 | בטהמטור |
| Dealim | - | 53 | 24 | 10 | 137 | 165 | 176 | 166 | 315 | 167 | 1 | - | 1,214 | 6.4 | דיאלים |
| Honda | 1,230 | 656 | 321 | 377 | 271 | 144 | 158 | 260 | 243 | 273 | 115 | 492 | 4,540 | 4.6 | הונדה |
| Husqvarna | 172 | 216 | 244 | 267 | 241 | 175 | 132 | 80 | 23 | - | - | - | 1,550 | 3.1 | הוסקוורנה |
| Yamaha | 835 | 1,416 | 787 | 901 | 878 | 839 | 644 | 438 | 326 | 197 | 170 | 780 | 8,211 | 4.5 | יאמאה |
| Ssangyong | 2,779 | 2,081 | 1,748 | 1,909 | 1,690 | 1,745 | 1,541 | 1,379 | 1,172 | 1,285 | 1,169 | 2,461 | 20,959 | 5.2 | סאנגיונג |
| Suzuki | 15 | 174 | 135 | 176 | 161 | 92 | 160 | 87 | 91 | 78 | 59 | 604 | 1,832 | 9.0 | סוזוקי |
| Piaggio | 257 | 463 | 193 | 247 | 342 | 615 | 666 | 750 | 557 | 583 | 517 | 1,590 | 6,780 | 9.5 | פיאג'ו |
| Kawasaki | 42 | 92 | 239 | 203 | 132 | 368 | 254 | 131 | 46 | 28 | 13 | 76 | 1,624 | 4.8 | קאוואסקי |
| Kwangyang | 945 | 1,227 | 1,065 | 1,257 | 996 | 953 | 957 | 503 | 461 | 275 | 267 | 741 | 9,647 | 4.5 | קוואנגיאנג |
| KTM | 731 | 676 | 644 | 533 | 582 | 581 | 432 | 251 | 141 | 96 | 93 | 224 | 4,984 | 3.8 | ק.י.טי.אם. |
| Sherco | 71 | 58 | 40 | 45 | 31 | 34 | 28 | 13 | 9 | 1 | - | - | 330 | 2.7 | שירקו |
| Other | 783 | 552 | 259 | 187 | 200 | 247 | 246 | 230 | 115 | 83 | 44 | 213 | 3,159 | .. | אחר |
| 401+ | 6,491 | 5,991 | 4,601 | 4,318 | 4,079 | 3,860 | 2,620 | 2,172 | 1,333 | 1,056 | 821 | 8,128 | 45,470 | 6.4 | +401 |
| BMW | 368 | 401 | 276 | 288 | 248 | 270 | 248 | 226 | 210 | 196 | 102 | 982 | 3,815 | 8.7 | ב.מ.וו. |
| Ducati | 142 | 136 | 88 | 113 | 93 | 78 | 73 | 65 | 67 | 50 | 40 | 158 | 1,103 | 5.4 | דוקטי |
| Harley Davidson | 157 | 52 | 186 | 190 | 230 | 129 | 123 | 101 | 13 | 25 | 19 | 713 | 1,938 | 11.9 | הארלי דוידסון |
| Honda | 1,820 | 1,583 | 897 | 855 | 800 | 786 | 483 | 421 | 284 | 236 | 166 | 1,650 | 9,981 | 6.1 | הונדה |
| Yamaha | 1,781 | 1,411 | 1,299 | 1,038 | 935 | 1,091 | 766 | 688 | 347 | 260 | 234 | 1,661 | 11,511 | 5.3 | יאמאה |
| Suzuki | 158 | 288 | 244 | 258 | 438 | 380 | 262 | 166 | 102 | 65 | 107 | 1,279 | 3,747 | 9.1 | סוזוקי |
| Piaggio | 114 | 112 | 82 | 95 | 176 | 125 | 42 | 35 | 9 | 3 | 10 | 118 | 921 | 4.5 | פיאג'ו |
| Kawasaki | 715 | 654 | 639 | 750 | 473 | 510 | 302 | 238 | 151 | 138 | 72 | 1,123 | 5,765 | 6.3 | קאוואסקי |
| KTM | 217 | 323 | 179 | 167 | 155 | 185 | 121 | 85 | 53 | 47 | 51 | 155 | 1,738 | 4.3 | ק.י.טי.אם. |
| Other | 1,019 | 1,031 | 711 | 564 | 531 | 306 | 200 | 147 | 97 | 36 | 20 | 289 | 4,951 | .. | אחר |
| Electric motorcycle(1) | 802 | 608 | 437 | 205 | 260 | 152 | 59 | 48 | 25 | 3 | 2 | 5 | 2,606 | 1.9 | אופנוע שמלי (1) |
| Lvtong | 209 | 39 | 60 | - | - | - | - | - | - | - | - | - | 308 | 0.5 | אלו טונג |
| Other | 593 | 569 | 377 | 205 | 260 | 152 | 59 | 48 | 25 | 3 | 2 | 5 | 2,298 | .. | אחר |

(1) Electric motorcycles do not have engine capacity.

(1) לאופנוע שמלי אין נפח מנוע.

TABLE 33. MOTORCYCLES, BY MANUFACTURER AND ENGINE CAPACITY

לוח 33. אופנועים, לפי תוצר ונפח מנוע

| Manufacturer | 2022 | | | | | | | | | | | | מספרים מותלטים | | | |
|-----------------|----------------------|--------------|---------------|---------------|---------------|------------|--------------------|---------------|------------|---------------|--------------|----------------|----------------|--------------------------------------|-----------------------|------|
| | Engine capacity (cc) | | | | | | (cm ³) | | | | | | | אופנוע חשמלי (1) electric motorcycle | מספר כולל Grand total | תוצר |
| | 401+ | | 126-400 | | Up to 125 | | 51-125 | | Up to 50 | | Total | | | | | |
| | 501+ | 401-500 | סה"כ | 251-400 | 151-250 | 126-150 | סה"כ | 51-125 | עד 50 | סה"כ | סה"כ | | | | | |
| Total | 38,156 | 7,314 | 45,470 | 29,935 | 35,094 | 574 | 65,603 | 49,007 | 994 | 50,001 | 2,606 | 163,680 | סך כולל | | | |
| Lvlong | - | - | - | - | - | - | - | - | - | - | 308 | 308 | אלו וי טונג | | | |
| BMW | 3,773 | 42 | 3,815 | 312 | 16 | - | 328 | - | - | - | 1 | 4,144 | ב.מ.וו. | | | |
| Benetton | - | 10 | 10 | 479 | 294 | - | 773 | 175 | 2 | 177 | - | 960 | בטרמטור | | | |
| Benelli | 5 | 519 | 524 | 26 | 155 | - | 181 | 22 | - | 22 | - | 727 | בנלי | | | |
| Ducati | 1,103 | - | 1,103 | 34 | - | - | 34 | - | - | - | - | 1,137 | דוקטי | | | |
| Dealim | - | - | - | - | 1,214 | - | 1,214 | 1,683 | 3 | 1,686 | - | 2,900 | דיאלים | | | |
| Harley Davidson | 1,938 | - | 1,938 | 1 | - | - | 1 | - | - | - | - | 1,939 | הארלי דוידסון | | | |
| Honda | 6,943 | 3,038 | 9,981 | 2,785 | 1,754 | 1 | 4,540 | 4,204 | 78 | 4,282 | - | 18,803 | הונדה | | | |
| Husqvarna | 270 | 32 | 302 | 751 | 737 | 62 | 1,550 | 108 | - | 108 | - | 1,960 | הסקוונרה | | | |
| Yamaha | 10,448 | 1,063 | 11,511 | 5,909 | 2,302 | - | 8,211 | 5,331 | 39 | 5,370 | - | 25,092 | יאמאה | | | |
| Sangyang | 780 | 273 | 1,053 | 5,727 | 15,183 | 49 | 20,959 | 20,130 | 142 | 20,272 | - | 42,284 | סאניאנג | | | |
| Suzuki | 3,670 | 77 | 3,747 | 1,161 | 671 | - | 1,832 | 115 | 71 | 186 | 1 | 5,766 | סוזוקי | | | |
| Piaggio | 42 | 879 | 921 | 2,641 | 3,918 | 262 | 6,821 | 1,806 | 425 | 2,231 | 16 | 9,989 | פיאג'ו | | | |
| Kwangyang | 764 | 10 | 774 | 5,054 | 4,540 | 53 | 9,647 | 13,341 | 164 | 13,505 | - | 23,926 | קואנג יאנג | | | |
| Kawasaki | 5,258 | 507 | 5,765 | 1,130 | 494 | - | 1,624 | 56 | - | 56 | - | 7,445 | קוואסאקי | | | |
| KTM | 1,510 | 228 | 1,738 | 2,548 | 2,308 | 128 | 4,984 | 517 | - | 517 | - | 7,239 | קיי.טי.אמ. | | | |
| Keeway | - | 2 | 2 | 9 | 117 | - | 126 | 543 | - | 543 | - | 671 | קיי.ווי | | | |
| Other | 1,652 | 634 | 2,286 | 1,368 | 1,391 | 19 | 2,778 | 976 | 70 | 1,046 | 2,280 | 8,390 | אחר | | | |

(1) Electric motorcycles do not have engine capacity.

(1) לאופנוע חשמלי אין נפח מנוע.

משאיות

TRUCKS

TABLE 34. TRUCKS, BY TYPE OF FUEL, GROSS WEIGHT, LOAD CAPACITY AND TYPE OF TRUCK

לוח 34. משאיות, לפי סוג דלק, משקל כולל, מטען מורשה וסוג משאית

| Type of fuel, gross weight and load capacity | 2022 | | | | | | | | | | סך כולל | סוג דלק, משקל כולל ומטען מורשה |
|--|---------------|--------------|--------------|--------------|----------------|---------------|----------------|---------------|----------------|----------------|----------------|--------------------------------|
| | מעל 3.5 טונות | | | | | | | עד 3.5 טונות | | | | |
| | אחר | גורר-תומך | מכלית | רכינה | משאית סגורה | משאית רגילה | סך הכל | לא אחודה | אחודה | סך הכל | | |
| Other | Road tractor | Tanker | Tip-lorry | Closed truck | Ordinary truck | Total | Pick-up | Van | Total | Grand total | | |
| Grand total | 11,650 | 9,725 | 2,177 | 6,686 | 53,474 | 39,704 | 123,416 | 72,563 | 112,179 | 184,742 | 308,158 | סך כולל |
| Type of fuel | | | | | | | | | | | | סוג דלק |
| Gasoline | - | - | - | - | 287 | 158 | 445 | 3,296 | 13,618 | 16,914 | 17,359 | בנזין |
| Diesel oil and gas | 11,650 | 9,725 | 2,177 | 6,686 | 53,187 | 39,546 | 122,971 | 69,267 | 98,561 | 167,828 | 290,799 | סולר וגז |
| Gross weight (tons) | | | | | | | | | | | | משקל כולל (טונות) |
| Up to 3.5 | | | | | | | | 72,563 | 112,179 | 184,742 | 184,742 | עד 3.5 |
| Up to 1.9 | | | | | | | | 1,258 | 7,652 | 8,910 | 8,910 | עד 1.9 |
| 2.0-2.9 | | | | | | | | 51,120 | 88,071 | 139,191 | 139,191 | 2.9-2.0 |
| 3.0-3.5 | | | | | | | | 20,185 | 16,456 | 36,641 | 36,641 | 3.5-3.0 |
| 3.6-12.0 | 2,470 | - | 494 | 126 | 48,909 | 28,846 | 80,845 | | | | 80,845 | 12.0-3.6 |
| 3.6-4.0 | 55 | - | - | 10 | 21,620 | 2,124 | 23,809 | | | | 23,809 | 4.0-3.6 |
| 4.1-5.9 | 117 | - | 43 | 3 | 11,981 | 18,578 | 30,722 | | | | 30,722 | 5.9-4.1 |
| 6.0-7.9 | 646 | - | 139 | 29 | 7,645 | 4,038 | 12,497 | | | | 12,497 | 7.9-6.0 |
| 8.0-9.9 | 350 | - | 41 | 3 | 3,117 | 1,239 | 4,750 | | | | 4,750 | 9.9-8.0 |
| 10.0-12.0 | 1,302 | - | 271 | 81 | 4,546 | 2,867 | 9,067 | | | | 9,067 | 12.0-10.0 |
| 12.1-15.9 | 1,327 | - | 517 | 632 | 3,449 | 3,984 | 9,909 | | | | 9,909 | 15.9-12.1 |
| 16.0+ | 7,853 | 9,725 | 1,166 | 5,928 | 1,116 | 6,874 | 32,662 | | | | 32,662 | +16.0 |
| 16.0-19.0 | 1,098 | 1 | 241 | 314 | 385 | 991 | 3,030 | | | | 3,030 | 19.0-16.0 |
| 19.1-25.9 | 134 | 2 | 22 | 20 | 17 | 366 | 561 | | | | 561 | 25.9-19.1 |
| 26.0-30.0 | 1,447 | 1 | 382 | 121 | 699 | 2,608 | 5,258 | | | | 5,258 | 30.0-26.0 |
| 30.1-33.9 | 5,174 | 31 | 520 | 5,472 | 15 | 2,908 | 14,120 | | | | 14,120 | 33.9-30.1 |
| 34.0-40.0 | - | 67 | - | - | - | - | 67 | | | | 67 | 40.0-34.0 |
| 40.1-56.0 | - | 9,296 | 1 | 1 | - | 1 | 9,299 | | | | 9,299 | 56.0-40.1 |
| 56.1+ | - | 327 | - | - | - | - | 327 | | | | 327 | +56.1 |
| Load capacity (tons) | | | | | | | | | | | | מטען מורשה (טונות) |
| Up to 1.4 | 96 | 1 | 20 | 13 | 16,049 | 10,117 | 26,296 | 72,328 | 111,868 | 184,196 | 210,492 | עד 1.4 |
| Up to 0.5 | 19 | - | 2 | - | 500 | 31 | 552 | 3,210 | 16,695 | 19,905 | 20,457 | עד 0.5 |
| 0.6-0.9 | 29 | - | 1 | 12 | 3,266 | 218 | 3,526 | 43,453 | 85,871 | 129,324 | 132,850 | 0.9-0.6 |
| 1.0-1.4 | 48 | 1 | 17 | 1 | 12,283 | 9,868 | 22,218 | 25,665 | 9,302 | 34,967 | 57,185 | 1.4-1.0 |
| 1.5-6.9 | 3,160 | 11 | 745 | 893 | 35,430 | 21,972 | 62,211 | 234 | 291 | 525 | 62,736 | 6.9-1.5 |
| 1.5-2.5 | 278 | - | 87 | 53 | 19,280 | 10,331 | 30,029 | 233 | 291 | 524 | 30,553 | 2.5-1.5 |
| 2.6-2.9 | 251 | - | 26 | 47 | 4,101 | 1,753 | 6,178 | 1 | - | 1 | 6,179 | 2.9-2.6 |
| 3.0-3.9 | 609 | 3 | 113 | 234 | 4,325 | 3,452 | 8,736 | | | | 8,736 | 3.9-3.0 |
| 4.0-4.9 | 630 | - | 90 | 350 | 3,213 | 2,079 | 6,362 | | | | 6,362 | 4.9-4.0 |
| 5.0-5.9 | 597 | 1 | 183 | 86 | 2,416 | 2,137 | 5,420 | | | | 5,420 | 5.9-5.0 |
| 6.0-6.9 | 795 | 7 | 246 | 123 | 2,095 | 2,220 | 5,486 | | | | 5,486 | 6.9-6.0 |
| 7.0-9.9 | 1,749 | 7 | 365 | 224 | 1,262 | 3,016 | 6,623 | | | | 6,623 | 9.9-7.0 |
| 7.0-8.9 | 1,268 | 6 | 313 | 181 | 1,219 | 2,453 | 5,440 | | | | 5,440 | 8.9-7.0 |
| 9.0-9.9 | 481 | 1 | 52 | 43 | 43 | 563 | 1,183 | | | | 1,183 | 9.9-9.0 |
| 10.0+ | 6,645 | 9,706 | 1,047 | 5,556 | 732 | 4,599 | 28,285 | | | | 28,285 | +10.0 |
| 10.0-14.9 | 1,620 | 11 | 370 | 102 | 710 | 3,688 | 6,501 | | | | 6,501 | 14.9-10.0 |
| 15.0-29.9 | 5,025 | 355 | 676 | 5,454 | 22 | 911 | 12,443 | | | | 12,443 | 29.9-15.0 |
| 30.0-39.9 | - | 5,606 | 1 | - | - | - | 5,607 | | | | 5,607 | 39.9-30.0 |
| 40.0+ | - | 3,734 | - | - | - | - | 3,734 | | | | 3,734 | +40.0 |
| Not known | - | - | - | - | 1 | - | 1 | 1 | 20 | 21 | 22 | לא ידוע |

TABLE 35. TRUCKS, BY MANUFACTURER,
GROSS WEIGHT AND TYPE OF TRUCK

לוח 35. משאיות, לפי תוצר,
משקל כולל וסוג משאית

| Absolute numbers | | | | | | | | | | | | 2022 | | מספרים מוחלטים | |
|--------------------|---------------|---------------|--------------|--------------|----------------|----------------|----------------|----------------|----------------|----------------|----------------|----------------|--|----------------|--|
| Manufacturer | Over 3.5 tons | | | | | | | Up to 3.5 tons | | | סך כולל | תוצר | | | |
| | אחר | גורר- תומך | מכלית | רכינה | משאית סגורה | משאית רגילה | סך הכל | לא אחודה | אחודה | סך הכל | | | | | |
| | Other | Road tractor | Tanker | Tip-lorry | Closed truck | Ordinary truck | Total | Pick-up | Van | Total | Grand total | | | | |
| Grand total | 11,650 | 9,725 | 2,177 | 6,686 | 53,474 | 39,704 | 123,416 | 72,563 | 112,179 | 184,742 | 308,158 | סך כולל | | | |
| Iveco | 414 | 504 | 66 | 82 | 2,444 | 1,977 | 5,487 | 11 | 7 | 18 | 5,505 | איווקו | | | |
| Isuzu | 697 | - | 136 | 17 | 7,773 | 3,145 | 11,768 | 25,358 | 2,707 | 28,065 | 39,833 | איסוזו | | | |
| GMC | 1 | - | 2 | 2 | 175 | 129 | 309 | 429 | 722 | 1,151 | 1,460 | ג'י.אם.סי. | | | |
| Daf | 2,792 | 1,533 | 467 | 569 | 3,912 | 3,300 | 12,573 | - | - | - | 12,573 | דאף | | | |
| Hino | 28 | - | 8 | 4 | 1,113 | 568 | 1,721 | 1 | - | 1 | 1,722 | הינו | | | |
| Volvo | 2,542 | 2,576 | 456 | 3,456 | 1,519 | 3,808 | 14,357 | - | 120 | 120 | 14,477 | וולוו | | | |
| Toyota | 7 | - | - | - | 161 | 3 | 171 | 22,316 | 13,769 | 36,085 | 36,256 | טויוטה | | | |
| Hyundai | 1 | - | - | - | 590 | 41 | 632 | 571 | 4,277 | 4,848 | 5,480 | יונדאי | | | |
| MAN | 1,863 | 841 | 269 | 218 | 1,343 | 1,978 | 6,512 | 1 | 20 | 21 | 6,533 | מ.א.ן. | | | |
| Mazda | - | - | - | - | - | - | - | 2,678 | 2,060 | 4,738 | 4,738 | מזדה | | | |
| Mitsubishi | 79 | - | 5 | 7 | 525 | 426 | 1,042 | 13,788 | 5,950 | 19,738 | 20,780 | מיצובישי | | | |
| Mercedes | 1,513 | 849 | 110 | 756 | 7,256 | 3,638 | 14,122 | 47 | 2,710 | 2,757 | 16,879 | מרצדס | | | |
| Nissan | 73 | - | 9 | - | 427 | 609 | 1,118 | 1,954 | 3,072 | 5,026 | 6,144 | ניסן | | | |
| Ssangyong | - | - | - | - | - | - | - | 193 | 973 | 1,166 | 1,166 | סאנגיונג | | | |
| Citroen | - | - | - | - | - | - | - | 28 | 32,719 | 32,747 | 32,747 | סיטראן | | | |
| Scania Vabis | 1,074 | 2,880 | 482 | 1,270 | 145 | 2,028 | 7,879 | - | - | - | 7,879 | סקניה וביס | | | |
| Volkswagen | 7 | - | - | - | 2,231 | 361 | 2,599 | 1,642 | 15,843 | 17,485 | 20,084 | פולקסווגן | | | |
| Ford | 78 | 84 | 26 | 69 | 1,802 | 2,229 | 4,288 | 120 | 7,289 | 7,409 | 11,697 | פורד | | | |
| Fiat | 30 | - | - | - | 6,921 | 1,017 | 7,968 | 459 | 4,073 | 4,532 | 12,500 | פיאט | | | |
| Peugeot | 5 | - | - | - | 2,515 | 389 | 2,909 | 142 | 3,593 | 3,735 | 6,644 | פיג'ו | | | |
| Kia | - | - | - | - | - | - | - | 540 | 1,485 | 2,025 | 2,025 | קיה | | | |
| Chrysler | - | - | 2 | - | 241 | 4,080 | 4,323 | 69 | 1,313 | 1,382 | 5,705 | קרייזלר | | | |
| Rover | - | - | - | - | 68 | 23 | 91 | 75 | 1,333 | 1,408 | 1,499 | רובר | | | |
| Renault | 363 | 400 | 81 | 224 | 5,535 | 1,117 | 7,720 | 99 | 4,400 | 4,499 | 12,219 | רנו | | | |
| Chevrolet | 6 | - | 40 | 1 | 6,603 | 8,712 | 15,362 | 324 | 1,826 | 2,150 | 17,512 | שברולט | | | |
| Other | 77 | 58 | 18 | 11 | 175 | 126 | 465 | 1,718 | 1,918 | 3,636 | 4,101 | אחר | | | |

לוח 36. משאיות, לפי משקל כולל, תוצר ושנת עלייה לכביש(1)

| 2022 | | | | | | מספרים מוחלטים, למעט גיל ממוצע (שנים) | | משקל כולל ותוצר |
|--------------------|---------------|---------------|---------------|---------------|---------------|---------------------------------------|-------------|---------------------|
| שנת עלייה לכביש(1) | | | | | | סך הכל | גיל ממוצע | |
| 2013 | 2012 | 2011 | 2007-2010 | 2003-2006 | Up to 2002 | Total | Average age | |
| 11,336 | 11,191 | 12,664 | 47,764 | 37,040 | 28,804 | 308,158 | 9.4 | סך כולל |
| | | | | | | | | מזה: |
| 141 | 153 | 208 | 825 | 273 | 154 | 5,505 | 7.0 | איווקו |
| 1,490 | 1,466 | 1,550 | 7,136 | 5,713 | 3,227 | 39,833 | 9.7 | איסוזו |
| - | - | - | 1 | 22 | 1,436 | 1,460 | 27.4 | ג'י.אם.סי. |
| 648 | 525 | 495 | 1,523 | 615 | 267 | 12,573 | 6.6 | דאף |
| 91 | 57 | 27 | - | - | 1 | 1,722 | 4.3 | הינו |
| 555 | 500 | 551 | 1,226 | 757 | 638 | 14,477 | 6.7 | וולבו |
| 728 | 828 | 473 | 6,661 | 8,812 | 7,066 | 36,256 | 12.7 | טויוטה |
| 84 | 147 | 229 | 1,017 | 2,220 | 614 | 5,480 | 13.9 | יונדאי |
| 344 | 247 | 206 | 771 | 280 | 285 | 6,533 | 6.6 | מ.א.ן. |
| - | - | - | 1,798 | 2,016 | 924 | 4,738 | 17.1 | מזדה |
| 495 | 492 | 660 | 4,141 | 2,349 | 5,057 | 20,780 | 12.2 | מיצובישי |
| 511 | 433 | 404 | 2,171 | 976 | 770 | 16,879 | 6.8 | מרצדס |
| 91 | 431 | 329 | 969 | 954 | 1,982 | 6,144 | 14.9 | ניסן |
| 5 | 4 | 9 | 296 | 725 | 29 | 1,166 | 15.3 | סאנגיונג |
| 1,821 | 720 | 1,079 | 2,729 | 1,451 | 276 | 32,747 | 5.8 | סיטרואן |
| 386 | 245 | 202 | 646 | 138 | 142 | 7,879 | 5.6 | סקניה וביס |
| 1,322 | 1,534 | 1,420 | 4,006 | 1,209 | 1,294 | 20,084 | 9.3 | פולקסווגן |
| 275 | 292 | 568 | 3,488 | 2,609 | 638 | 11,697 | 11.1 | פורד |
| 820 | 678 | 488 | 1,206 | 237 | 203 | 12,500 | 6.8 | פיאט |
| 230 | 397 | 1,003 | 1,711 | 311 | 187 | 6,644 | 9.0 | פיג'ו |
| - | - | 1 | 496 | 1,133 | 89 | 2,025 | 14.2 | קיה |
| 182 | 170 | 143 | 465 | 742 | 126 | 5,705 | 7.0 | קרייזלר |
| - | 11 | 20 | 234 | 454 | 777 | 1,499 | 20.4 | רובר |
| 408 | 840 | 1,396 | 929 | 646 | 243 | 12,219 | 7.2 | רנו |
| 647 | 850 | 1,130 | 2,847 | 1,446 | 796 | 17,512 | 8.5 | שברולט |
| 6,158 | 6,403 | 7,743 | 34,979 | 32,274 | 25,293 | 184,742 | 11.4 | עד 3.5 טונות |
| | | | | | | | | מזה: |
| 944 | 1,000 | 1,128 | 5,331 | 4,949 | 2,989 | 28,065 | 10.8 | איסוזו |
| - | - | - | 1 | 15 | 1,135 | 1,151 | 27.6 | ג'י.אם.סי. |
| 723 | 803 | 452 | 6,647 | 8,812 | 7,058 | 36,085 | 12.7 | טויוטה |
| 84 | 147 | 229 | 1,017 | 2,220 | 614 | 4,848 | 15.2 | יונדאי |
| - | - | - | 1,798 | 2,016 | 924 | 4,738 | 17.1 | מזדה |
| 437 | 455 | 575 | 3,889 | 2,242 | 5,015 | 19,738 | 12.3 | מיצובישי |
| 103 | 114 | 77 | 694 | 447 | 260 | 2,757 | 11.2 | מרצדס |
| 32 | 294 | 235 | 827 | 900 | 1,955 | 5,026 | 16.2 | ניסן |
| 5 | 4 | 9 | 296 | 725 | 29 | 1,166 | 15.3 | סאנגיונג |
| 1,821 | 720 | 1,079 | 2,729 | 1,451 | 276 | 32,747 | 5.8 | סיטרואן |
| 1,289 | 1,490 | 1,367 | 3,842 | 1,142 | 1,254 | 17,485 | 10.1 | פולקסווגן |
| 159 | 185 | 399 | 3,218 | 2,218 | 426 | 7,409 | 13.9 | פורד |
| 343 | 162 | 79 | 547 | 121 | 147 | 4,532 | 7.7 | פיאט |
| 67 | 266 | 841 | 1,463 | 279 | 178 | 3,735 | 12.1 | פיג'ו |
| - | - | 1 | 496 | 1,133 | 89 | 2,025 | 14.2 | קיה |
| 2 | 1 | - | 446 | 742 | 126 | 1,382 | 16.0 | קרייזלר |
| - | 11 | 6 | 193 | 426 | 769 | 1,408 | 20.7 | רובר |
| 90 | 584 | 1,194 | 333 | 447 | 203 | 4,499 | 10.2 | רנו |
| 2 | 1 | 5 | 821 | 964 | 323 | 2,150 | 18.4 | שברולט |

TABLE 36. TRUCKS, BY GROSS WEIGHT, MANUFACTURER AND YEAR OF FIRST USE(1)

| Absolute numbers, except average age (years) | | 2022 | | | | | | | | |
|--|--|----------------------|---------------|---------------|---------------|---------------|---------------|---------------|---------------|---------------|
| | | Year of first use(1) | | | | | | | | |
| Gross weight and manufacturer | | 2022 | 2021 | 2020 | 2019 | 2018 | 2017 | 2016 | 2015 | 2014 |
| Grand total | | 22,772 | 23,871 | 15,384 | 17,324 | 17,296 | 19,062 | 18,591 | 13,635 | 11,424 |
| Thereof: | | | | | | | | | | |
| Iveco | | 575 | 466 | 228 | 329 | 519 | 546 | 523 | 325 | 240 |
| Isuzu | | 2,529 | 2,481 | 1,462 | 2,198 | 2,157 | 2,318 | 2,477 | 1,795 | 1,834 |
| GMC | | - | - | - | - | - | - | - | 1 | - |
| Daf | | 1,093 | 1,202 | 991 | 1,078 | 1,000 | 1,041 | 869 | 638 | 588 |
| Hino | | 239 | 222 | 154 | 132 | 155 | 202 | 180 | 113 | 149 |
| Volvo | | 1,656 | 1,152 | 884 | 1,065 | 1,206 | 1,475 | 1,191 | 965 | 656 |
| Toyota | | 2,917 | 2,026 | 1,024 | 1,032 | 1,019 | 1,339 | 1,047 | 643 | 641 |
| Hyundai | | 69 | 10 | 92 | 268 | 271 | 153 | 118 | 90 | 98 |
| MAN | | 813 | 778 | 504 | 460 | 437 | 388 | 353 | 333 | 334 |
| Mazda | | - | - | - | - | - | - | - | - | - |
| Mitsubishi | | 1,130 | 1,933 | 740 | 686 | 637 | 623 | 859 | 557 | 421 |
| Mercedes | | 1,975 | 1,902 | 1,286 | 1,473 | 1,282 | 1,403 | 1,154 | 694 | 445 |
| Nissan | | - | 43 | 2 | 119 | 136 | 315 | 375 | 202 | 196 |
| Ssangyong | | - | - | 1 | - | 6 | 16 | 21 | 23 | 31 |
| Citroen | | 3,476 | 3,533 | 2,541 | 2,939 | 2,589 | 3,302 | 3,088 | 1,943 | 1,260 |
| Scania Vabis | | 674 | 1,113 | 716 | 711 | 544 | 764 | 691 | 485 | 422 |
| Volkswagen | | 933 | 1,486 | 966 | 1,257 | 921 | 833 | 997 | 769 | 1,137 |
| Ford | | 691 | 809 | 448 | 448 | 471 | 335 | 257 | 240 | 128 |
| Fiat | | 612 | 801 | 579 | 747 | 1,207 | 1,199 | 1,425 | 1,346 | 952 |
| Peugeot | | 571 | 486 | 255 | 276 | 242 | 255 | 279 | 142 | 299 |
| Kia | | 187 | 69 | 43 | 7 | - | - | - | - | - |
| Chrysler | | 512 | 869 | 511 | 327 | 389 | 368 | 325 | 305 | 271 |
| Rover | | - | - | - | - | - | - | 1 | 2 | - |
| Renault | | 758 | 979 | 746 | 721 | 878 | 973 | 1,143 | 1,027 | 532 |
| Chevrolet | | 1,144 | 1,362 | 1,157 | 990 | 1,163 | 1,179 | 1,135 | 913 | 753 |
| Up to 3.5 tons | | 10,302 | 10,781 | 6,279 | 7,653 | 7,315 | 8,471 | 8,972 | 6,636 | 5,483 |
| Thereof: | | | | | | | | | | |
| Isuzu | | 1,587 | 1,528 | 796 | 1,333 | 1,279 | 1,259 | 1,560 | 1,222 | 1,160 |
| GMC | | - | - | - | - | - | - | - | - | - |
| Toyota | | 2,910 | 2,023 | 1,019 | 1,022 | 1,007 | 1,310 | 1,038 | 632 | 629 |
| Hyundai | | 69 | 10 | 29 | 35 | 28 | 61 | 117 | 90 | 98 |
| Mazda | | - | - | - | - | - | - | - | - | - |
| Mitsubishi | | 1,110 | 1,895 | 703 | 595 | 564 | 603 | 803 | 486 | 366 |
| Mercedes | | 32 | 51 | 98 | 195 | 173 | 203 | 160 | 88 | 62 |
| Nissan | | - | 43 | 2 | 64 | 56 | 200 | 206 | 94 | 118 |
| Ssangyong | | - | - | 1 | - | 6 | 16 | 21 | 23 | 31 |
| Citroen | | 3,476 | 3,533 | 2,541 | 2,939 | 2,589 | 3,302 | 3,088 | 1,943 | 1,260 |
| Volkswagen | | 467 | 842 | 664 | 960 | 852 | 716 | 847 | 669 | 1,084 |
| Ford | | 54 | 190 | 79 | 133 | 72 | 183 | 38 | 44 | 11 |
| Fiat | | 1 | 253 | 99 | 241 | 595 | 523 | 535 | 627 | 259 |
| Peugeot | | 130 | 45 | 62 | 55 | 4 | 25 | 28 | 38 | 254 |
| Kia | | 187 | 69 | 43 | 7 | - | - | - | - | - |
| Chrysler | | 15 | 36 | 12 | 1 | - | - | 1 | - | - |
| Rover | | - | - | - | - | - | - | 1 | 2 | - |
| Renault | | 109 | 131 | 108 | 25 | 26 | 36 | 480 | 603 | 130 |
| Chevrolet | | 27 | 4 | - | 1 | - | 2 | - | - | - |

לוח 36. משאיות, לפי משקל כולל, תוצר ושנת עלייה לכביש(1) (המשך)

| 2022 | | | | | | מספרים מוחלטים, למעט גיל ממוצע (שנים) | | משקל כולל ותוצר |
|--------------------|--------------|--------------|--------------|--------------|---------------|---------------------------------------|--------------------------|------------------------|
| שנת עלייה לכביש(1) | | | | | | סך הכל Total | גיל ממוצע Average age | |
| 2013 | 2012 | 2011 | 2007-2010 | 2003-2006 | עד Up to 2002 | | | |
| 3,193 | 3,270 | 3,471 | 8,409 | 3,359 | 2,525 | 80,845 | 6.5 | 12.0-3.6 טונות |
| | | | | | | | | מזה: |
| 87 | 110 | 136 | 502 | 215 | 122 | 3,940 | 6.8 | איוואקו |
| 546 | 466 | 422 | 1,805 | 764 | 238 | 11,645 | 7.3 | איסוזו |
| 180 | 180 | 150 | 523 | 272 | 166 | 4,395 | 6.9 | דאף |
| 91 | 57 | 27 | - | - | - | 1,721 | 4.2 | הינו |
| 10 | 9 | 16 | 34 | 85 | 104 | 1,198 | 6.2 | וולוו |
| - | - | - | - | - | - | 632 | 3.6 | יונדאי |
| 45 | 36 | 49 | 172 | 143 | 195 | 1,982 | 6.8 | מ.א.ן. |
| 58 | 37 | 85 | 252 | 107 | 42 | 1,042 | 9.6 | מיטסובישי |
| 301 | 244 | 256 | 1,209 | 480 | 473 | 9,881 | 6.4 | מרצדס |
| 59 | 137 | 93 | 136 | 54 | 27 | 1,111 | 8.7 | ניסן |
| 33 | 44 | 53 | 164 | 67 | 40 | 2,599 | 4.1 | פולקסווגן |
| 116 | 107 | 169 | 270 | 391 | 212 | 4,043 | 6.7 | פורד |
| 477 | 516 | 409 | 659 | 116 | 56 | 7,968 | 6.3 | פיאט |
| 163 | 131 | 162 | 248 | 32 | 9 | 2,909 | 5.0 | פיג'ו |
| 180 | 169 | 143 | 19 | - | - | 4,323 | 4.1 | קרייזלר |
| 196 | 151 | 127 | 296 | 83 | 23 | 5,214 | 5.0 | רנו |
| 645 | 849 | 1,125 | 2,026 | 482 | 473 | 15,362 | 7.1 | שברולט |
| 494 | 384 | 477 | 1,568 | 697 | 338 | 9,909 | 7.8 | 15.9-12.1 טונות |
| | | | | | | | | מזה: |
| 22 | 17 | 22 | 180 | 30 | 19 | 586 | 9.1 | איווקו |
| 197 | 128 | 168 | 487 | 198 | 31 | 3,177 | 7.1 | דאף |
| 136 | 115 | 174 | 448 | 295 | 188 | 2,984 | 8.7 | וולוו |
| 67 | 61 | 39 | 165 | 66 | 47 | 1,015 | 8.1 | מ.א.ן. |
| 26 | 25 | 36 | 150 | 33 | 32 | 930 | 6.9 | מרצדס |
| 45 | 36 | 35 | 121 | 72 | 12 | 1,017 | 6.9 | רנו |
| 1,017 | 854 | 723 | 2,133 | 624 | 596 | 22,969 | 6.0 | 33.9-16.0 טונות |
| | | | | | | | | מזה: |
| 14 | 15 | 19 | 92 | 26 | 12 | 457 | 7.7 | איווקו |
| 199 | 178 | 129 | 354 | 124 | 66 | 3,471 | 6.5 | דאף |
| 275 | 300 | 284 | 626 | 251 | 331 | 7,606 | 6.5 | וולוו |
| 174 | 110 | 89 | 333 | 62 | 42 | 2,678 | 6.2 | מ.א.ן. |
| 56 | 32 | 26 | 97 | 15 | 5 | 2,467 | 4.0 | מרצדס |
| 230 | 159 | 139 | 488 | 109 | 123 | 4,975 | 5.9 | סקניה וביס |
| 66 | 60 | 33 | 130 | 35 | 3 | 1,089 | 6.3 | רנו |
| 474 | 280 | 250 | 675 | 86 | 52 | 9,693 | 5.1 | +34.0 טונות |
| | | | | | | | | מזה: |
| 72 | 39 | 48 | 159 | 21 | 4 | 1,530 | 5.4 | דאף |
| 134 | 76 | 77 | 115 | 9 | 15 | 2,569 | 4.9 | וולוו |
| 58 | 40 | 29 | 101 | 9 | 1 | 837 | 5.8 | מ.א.ן. |
| 25 | 18 | 9 | 21 | 1 | - | 844 | 4.2 | מרצדס |
| 155 | 86 | 61 | 155 | 26 | 19 | 2,867 | 5.0 | סקניה וביס |

(1) עד 2007, לפי שנת ייצור.

TABLE 36. TRUCKS, BY GROSS WEIGHT, MANUFACTURER AND YEAR OF FIRST USE(1) (Cont.)

| Absolute numbers, except average age (years) | | 2022 | | | | | | | | |
|--|----------------------|--------------|--------------|--------------|--------------|--------------|--------------|--------------|--------------|--|
| Gross weight and manufacturer | Year of first use(1) | | | | | | | | | |
| | 2022 | 2021 | 2020 | 2019 | 2018 | 2017 | 2016 | 2015 | 2014 | |
| 3.6-12.0 tons | 8,183 | 8,755 | 6,074 | 6,293 | 6,526 | 6,449 | 6,143 | 4,352 | 3,843 | |
| Thereof: | | | | | | | | | | |
| Iveco | 428 | 387 | 199 | 270 | 346 | 371 | 401 | 200 | 166 | |
| Isuzu | 921 | 927 | 659 | 850 | 860 | 1,047 | 894 | 572 | 674 | |
| Daf | 409 | 482 | 406 | 372 | 318 | 327 | 227 | 181 | 202 | |
| Hino | 239 | 222 | 154 | 132 | 155 | 202 | 180 | 113 | 149 | |
| Volvo | 210 | 133 | 92 | 109 | 113 | 111 | 78 | 65 | 29 | |
| Hyundai | - | - | 63 | 233 | 243 | 92 | 1 | - | - | |
| MAN | 367 | 294 | 188 | 139 | 98 | 95 | 59 | 62 | 40 | |
| Mitsubishi | 20 | 38 | 37 | 91 | 73 | 20 | 56 | 71 | 55 | |
| Mercedes | 1,353 | 1,239 | 839 | 876 | 742 | 688 | 568 | 355 | 258 | |
| Nissan | - | - | - | 55 | 80 | 115 | 169 | 108 | 78 | |
| Volkswagen | 466 | 644 | 302 | 297 | 69 | 117 | 150 | 100 | 53 | |
| Ford | 565 | 543 | 323 | 286 | 380 | 149 | 219 | 196 | 117 | |
| Fiat | 611 | 548 | 480 | 506 | 612 | 676 | 890 | 719 | 693 | |
| Peugeot | 441 | 441 | 193 | 221 | 238 | 230 | 251 | 104 | 45 | |
| Chrysler | 497 | 833 | 499 | 326 | 389 | 368 | 324 | 305 | 271 | |
| Renault | 433 | 633 | 455 | 524 | 634 | 634 | 508 | 273 | 244 | |
| Chevrolet | 1,117 | 1,358 | 1,157 | 989 | 1,163 | 1,177 | 1,135 | 913 | 753 | |
| 12.1-15.9 tons | 694 | 759 | 518 | 627 | 737 | 912 | 709 | 534 | 461 | |
| Thereof: | | | | | | | | | | |
| Iveco | 29 | 14 | 5 | 25 | 39 | 74 | 46 | 43 | 21 | |
| Daf | 256 | 252 | 217 | 221 | 236 | 260 | 202 | 178 | 146 | |
| Volvo | 172 | 212 | 99 | 158 | 208 | 232 | 223 | 168 | 156 | |
| MAN | 66 | 90 | 55 | 59 | 55 | 56 | 64 | 48 | 77 | |
| Mercedes | 68 | 94 | 72 | 78 | 79 | 111 | 76 | 34 | 16 | |
| Renault | 76 | 68 | 58 | 63 | 95 | 161 | 73 | 59 | 43 | |
| 16.0-33.9 tons | 2,474 | 2,451 | 1,757 | 1,814 | 1,886 | 2,213 | 1,812 | 1,477 | 1,138 | |
| Thereof: | | | | | | | | | | |
| Iveco | 47 | 21 | 9 | 17 | 66 | 39 | 31 | 33 | 16 | |
| Daf | 264 | 313 | 261 | 298 | 316 | 306 | 286 | 207 | 170 | |
| Volvo | 897 | 587 | 520 | 554 | 650 | 807 | 623 | 558 | 343 | |
| MAN | 251 | 309 | 201 | 201 | 216 | 193 | 172 | 163 | 162 | |
| Mercedes | 439 | 389 | 185 | 223 | 230 | 299 | 238 | 155 | 78 | |
| Scania Vabis | 442 | 683 | 463 | 415 | 316 | 470 | 391 | 285 | 262 | |
| Renault | 96 | 100 | 86 | 80 | 74 | 96 | 61 | 71 | 98 | |
| 34.0+ tons | 1,119 | 1,125 | 756 | 937 | 832 | 1,017 | 955 | 636 | 499 | |
| Thereof: | | | | | | | | | | |
| Daf | 164 | 155 | 107 | 187 | 130 | 148 | 154 | 72 | 70 | |
| Volvo | 377 | 220 | 173 | 244 | 235 | 325 | 267 | 174 | 128 | |
| MAN | 120 | 73 | 60 | 61 | 68 | 44 | 58 | 60 | 55 | |
| Mercedes | 83 | 129 | 92 | 101 | 58 | 102 | 112 | 62 | 31 | |
| Scania Vabis | 229 | 430 | 252 | 289 | 222 | 288 | 298 | 197 | 160 | |

(1) Until 2007, by year of production.

לוח 37. משאיות, לפי סוג דלק, משקל כולל, מטען מורשה ושנת עלייה לכביש (1)

| 2022 | | | | | | | | | מספרים מוחלטים | |
|---------------------|--------------|--------------|---------------|---------------|---------------|--------------|--------------|------------------|-----------------|--------------------------------------|
| שנת עלייה לכביש (1) | | | | | | | | | סך הכל Total | סוג דלק, משקל כולל ומטען מורשה |
| 2011 | 2010 | 2009 | (2)2008 | (1)2007 | 2006 | 2005 | 2004 | עד 2003 Up to | | |
| 12,664 | 9,471 | 7,197 | 18,175 | 12,921 | 11,853 | 10,407 | 8,519 | 35,065 | 308,158 | סך כולל |
| | | | | | | | | | | סוג דלק |
| 1,344 | 108 | 121 | 1,070 | 1,783 | 1,679 | 1,257 | 906 | 6,752 | 17,359 | בנזין |
| 11,320 | 9,363 | 7,076 | 17,105 | 11,138 | 10,174 | 9,150 | 7,613 | 28,313 | 290,799 | סולר וגז |
| | | | | | | | | | | משקל כולל (טונות) |
| 7,743 | 5,918 | 4,667 | 14,104 | 10,290 | 9,815 | 9,164 | 7,838 | 30,750 | 184,742 | עד 3.5 |
| 1,736 | 1,069 | 447 | 662 | 976 | 614 | 643 | 404 | 1,735 | 8,910 | עד 1.9 |
| 5,315 | 4,291 | 3,688 | 11,153 | 8,117 | 8,274 | 7,904 | 7,162 | 28,036 | 139,191 | 2.9-2.0 |
| 692 | 558 | 532 | 2,289 | 1,197 | 927 | 617 | 272 | 979 | 36,641 | 3.5-3.0 |
| 3,471 | 2,161 | 1,710 | 2,629 | 1,909 | 1,372 | 888 | 499 | 3,125 | 80,845 | 12.0-3.6 |
| 1,239 | 905 | 741 | 971 | 511 | 575 | 132 | 113 | 1,345 | 23,809 | 4.0-3.6 |
| 1,346 | 391 | 362 | 664 | 545 | 268 | 185 | 78 | 477 | 30,722 | 5.9-4.1 |
| 523 | 501 | 361 | 696 | 448 | 258 | 380 | 162 | 590 | 12,497 | 7.9-6.0 |
| 157 | 174 | 117 | 151 | 167 | 126 | 92 | 74 | 255 | 4,750 | 9.9-8.0 |
| 206 | 190 | 129 | 147 | 238 | 145 | 99 | 72 | 458 | 9,067 | 12.0-10.0 |
| 477 | 455 | 279 | 533 | 301 | 342 | 162 | 91 | 440 | 9,909 | 15.9-12.1 |
| 973 | 937 | 541 | 909 | 421 | 324 | 193 | 91 | 750 | 32,662 | +16.0 |
| 111 | 133 | 78 | 168 | 81 | 67 | 35 | 21 | 156 | 3,030 | 19.0-16.0 |
| 22 | 23 | 13 | 34 | 10 | 46 | 54 | 21 | 248 | 561 | 25.9-19.1 |
| 171 | 203 | 113 | 198 | 129 | 67 | 17 | 5 | 34 | 5,258 | 30.0-26.0 |
| 419 | 368 | 198 | 275 | 109 | 98 | 67 | 30 | 254 | 14,120 | 33.9-30.1 |
| 2 | - | - | 6 | - | 9 | 3 | 3 | 9 | 67 | 40.0-34.0 |
| 244 | 209 | 137 | 226 | 91 | 37 | 17 | 7 | 47 | 9,299 | 56.0-40.1 |
| 4 | 1 | 2 | 2 | 1 | - | - | 4 | 2 | 327 | +56.1 |
| | | | | | | | | | | מטען מורשה (טונות) |
| 9,285 | 6,563 | 5,316 | 15,077 | 10,934 | 10,368 | 9,294 | 7,941 | 31,817 | 210,492 | עד 1.4 |
| 904 | 222 | 257 | 1,223 | 1,312 | 2,787 | 2,596 | 2,004 | 6,158 | 20,457 | עד 0.5 |
| 6,013 | 4,717 | 3,479 | 10,732 | 7,899 | 5,824 | 5,544 | 4,695 | 21,105 | 132,850 | 0.9-0.6 |
| 2,368 | 1,624 | 1,580 | 3,122 | 1,723 | 1,757 | 1,154 | 1,242 | 4,554 | 57,185 | 1.4-1.0 |
| 2,245 | 1,799 | 1,261 | 1,979 | 1,429 | 1,010 | 859 | 443 | 2,331 | 62,736 | 6.9-1.5 |
| 1,063 | 687 | 502 | 718 | 461 | 306 | 282 | 140 | 916 | 30,553 | 2.5-1.5 |
| 205 | 201 | 158 | 255 | 185 | 109 | 98 | 42 | 190 | 6,179 | 2.9-2.6 |
| 380 | 353 | 220 | 447 | 310 | 204 | 209 | 101 | 399 | 8,736 | 3.9-3.0 |
| 189 | 165 | 108 | 170 | 160 | 133 | 123 | 75 | 289 | 6,362 | 4.9-4.0 |
| 192 | 161 | 121 | 168 | 172 | 113 | 83 | 46 | 293 | 5,420 | 5.9-5.0 |
| 216 | 232 | 152 | 221 | 141 | 145 | 64 | 39 | 244 | 5,486 | 6.9-6.0 |
| 305 | 335 | 176 | 416 | 227 | 236 | 122 | 70 | 382 | 6,623 | 9.9-7.0 |
| 264 | 286 | 148 | 361 | 199 | 216 | 104 | 61 | 311 | 5,440 | 8.9-7.0 |
| 41 | 49 | 28 | 55 | 28 | 20 | 18 | 9 | 71 | 1,183 | 9.9-9.0 |
| 829 | 774 | 444 | 703 | 331 | 239 | 132 | 65 | 513 | 28,285 | +10.0 |
| 229 | 233 | 152 | 264 | 144 | 121 | 73 | 34 | 275 | 6,501 | 14.9-10.0 |
| 366 | 333 | 161 | 221 | 102 | 77 | 43 | 18 | 185 | 12,443 | 29.9-15.0 |
| 132 | 113 | 73 | 141 | 63 | 40 | 16 | 12 | 48 | 5,607 | 39.9-30.0 |
| 102 | 95 | 58 | 77 | 22 | 1 | - | 1 | 5 | 3,734 | +40.0 |
| - | - | - | - | - | - | - | - | 22 | 22 | לא ידוע |

(1) עד 2007, לפי שנת ייצור.

(2) בשנת 2008 חל מעבר משימוש ב"שנת ייצור" לשימוש ב"שנת עלייה לכביש".

עקב כך נתוני 2008 כוללים רכב שעלה לכביש בטווח הזמן של **כשנה ושליש** (ראו מבוא, "מונחים, הגדרות והסברים").

TABLE 37. TRUCKS, BY TYPE OF FUEL, GROSS WEIGHT, LOAD CAPACITY AND YEAR OF FIRST USE(1)

| Absolute numbers | | 2022 | | | | | | | | | |
|--|----------------------|---------------|---------------|---------------|---------------|---------------|---------------|---------------|---------------|---------------|---------------|
| Type of fuel, gross weight and load capacity | Year of first use(1) | | | | | | | | | | |
| | 2022 | 2021 | 2020 | 2019 | 2018 | 2017 | 2016 | 2015 | 2014 | 2013 | 2012 |
| Grand total | 22,772 | 23,871 | 15,384 | 17,324 | 17,296 | 19,062 | 18,591 | 13,635 | 11,424 | 11,336 | 11,191 |
| Type of fuel | | | | | | | | | | | |
| Gasoline | 179 | 117 | 37 | 53 | 38 | 90 | 577 | 577 | 90 | 180 | 401 |
| Diesel oil and gas | 22,593 | 23,754 | 15,347 | 17,271 | 17,258 | 18,972 | 18,014 | 13,058 | 11,334 | 11,156 | 10,790 |
| Gross weight (tons) | | | | | | | | | | | |
| Up to 3.5 | 10,302 | 10,781 | 6,279 | 7,653 | 7,315 | 8,471 | 8,972 | 6,636 | 5,483 | 6,158 | 6,403 |
| Up to 1.9 | - | - | 3 | 1 | - | 1 | 3 | - | - | 24 | 592 |
| 2.0-2.9 | 3,970 | 5,699 | 3,885 | 4,707 | 4,575 | 5,836 | 7,571 | 5,474 | 4,192 | 4,879 | 4,463 |
| 3.0-3.5 | 6,332 | 5,082 | 2,391 | 2,945 | 2,740 | 2,634 | 1,398 | 1,162 | 1,291 | 1,255 | 1,348 |
| 3.6-12.0 | 8,183 | 8,755 | 6,074 | 6,293 | 6,526 | 6,449 | 6,143 | 4,352 | 3,843 | 3,193 | 3,270 |
| 3.6-4.0 | 1,911 | 2,068 | 1,486 | 1,691 | 1,963 | 1,741 | 1,862 | 1,291 | 1,152 | 1,051 | 1,061 |
| 4.1-5.9 | 3,868 | 4,293 | 2,799 | 2,578 | 2,572 | 2,402 | 2,371 | 1,795 | 1,353 | 1,090 | 1,285 |
| 6.0-7.9 | 885 | 884 | 608 | 723 | 792 | 1,040 | 962 | 756 | 795 | 615 | 518 |
| 8.0-9.9 | 390 | 484 | 401 | 416 | 342 | 414 | 328 | 170 | 192 | 157 | 143 |
| 10.0-12.0 | 1,129 | 1,026 | 780 | 885 | 857 | 852 | 620 | 340 | 351 | 280 | 263 |
| 12.1-15.9 | 694 | 759 | 518 | 627 | 737 | 912 | 709 | 534 | 461 | 494 | 384 |
| 16.0+ | 3,593 | 3,576 | 2,513 | 2,751 | 2,718 | 3,230 | 2,767 | 2,113 | 1,637 | 1,491 | 1,134 |
| 16.0-19.0 | 201 | 236 | 132 | 220 | 266 | 250 | 233 | 186 | 173 | 148 | 135 |
| 19.1-25.9 | 6 | - | 2 | 2 | 4 | 5 | 8 | 7 | 10 | 29 | 17 |
| 26.0-30.0 | 486 | 494 | 409 | 424 | 472 | 496 | 404 | 347 | 312 | 251 | 226 |
| 30.1-33.9 | 1,781 | 1,721 | 1,214 | 1,168 | 1,144 | 1,462 | 1,167 | 937 | 643 | 589 | 476 |
| 34.0-40.0 | 2 | 9 | 4 | 2 | 7 | 1 | - | 6 | 4 | - | - |
| 40.1-56.0 | 1,092 | 1,095 | 700 | 880 | 793 | 991 | 918 | 594 | 480 | 463 | 278 |
| 56.1+ | 25 | 21 | 52 | 55 | 32 | 25 | 37 | 36 | 15 | 11 | 2 |
| Load capacity (tons) | | | | | | | | | | | |
| Up to 1.4 | 12,335 | 13,276 | 7,970 | 9,818 | 9,463 | 10,570 | 10,960 | 8,035 | 6,492 | 7,313 | 7,665 |
| Up to 0.5 | 113 | 312 | 207 | 152 | 139 | 364 | 591 | 257 | 257 | 236 | 366 |
| 0.6-0.9 | 5,356 | 6,980 | 4,639 | 5,664 | 5,292 | 6,186 | 8,030 | 5,913 | 4,360 | 5,115 | 5,307 |
| 1.0-1.4 | 6,866 | 5,984 | 3,124 | 4,002 | 4,032 | 4,020 | 2,339 | 1,865 | 1,875 | 1,962 | 1,992 |
| 1.5-6.9 | 6,762 | 6,938 | 4,843 | 4,672 | 5,026 | 5,087 | 4,756 | 3,397 | 3,211 | 2,404 | 2,284 |
| 1.5-2.5 | 3,856 | 3,974 | 2,730 | 2,228 | 2,467 | 2,309 | 2,398 | 1,791 | 1,573 | 1,039 | 1,113 |
| 2.6-2.9 | 645 | 599 | 359 | 417 | 497 | 558 | 515 | 359 | 321 | 227 | 239 |
| 3.0-3.9 | 684 | 770 | 553 | 670 | 560 | 631 | 550 | 445 | 494 | 425 | 331 |
| 4.0-4.9 | 676 | 636 | 473 | 561 | 625 | 586 | 496 | 253 | 263 | 189 | 192 |
| 5.0-5.9 | 468 | 509 | 386 | 396 | 451 | 496 | 388 | 266 | 262 | 245 | 204 |
| 6.0-6.9 | 433 | 450 | 342 | 400 | 426 | 507 | 409 | 283 | 298 | 279 | 205 |
| 7.0-9.9 | 434 | 458 | 288 | 358 | 461 | 523 | 444 | 374 | 367 | 341 | 306 |
| 7.0-8.9 | 321 | 361 | 212 | 305 | 382 | 445 | 367 | 293 | 290 | 283 | 231 |
| 9.0-9.9 | 113 | 97 | 76 | 53 | 79 | 78 | 77 | 81 | 77 | 58 | 75 |
| 10.0+ | 3,241 | 3,199 | 2,283 | 2,476 | 2,346 | 2,882 | 2,431 | 1,829 | 1,354 | 1,278 | 936 |
| 10.0-14.9 | 554 | 527 | 441 | 526 | 551 | 622 | 465 | 388 | 314 | 323 | 265 |
| 15.0-29.9 | 1,620 | 1,592 | 1,099 | 1,025 | 990 | 1,273 | 1,037 | 834 | 563 | 498 | 406 |
| 30.0-39.9 | 698 | 687 | 481 | 557 | 420 | 582 | 516 | 329 | 298 | 257 | 144 |
| 40.0+ | 369 | 393 | 262 | 368 | 385 | 405 | 413 | 278 | 179 | 200 | 121 |
| Not known | - | - | - | - | - | - | - | - | - | - | - |

(1) Until 2007, by year of production.

(2) In 2008, there was a transition from using "year of production" to using "year of first use".

As a result, the 2008 data include vehicles that were registered within a period of **a year and 4 months** (See Introduction, "Terms, Definitions and Explanations").

TABLE 38. TRUCKS, BY YEAR OF FIRST USE(1), GROSS WEIGHT AND TYPE OF TRUCK

לוח 38. משאיות, לפי שנת עלייה לכביש(1), משקל כולל וסוג משאית

| Absolute numbers | | | | | | | | | | | | 2022 | | מספרים מוחלטים | |
|----------------------|---------------|--------------|--------------|--------------|---------------|----------------|----------------|----------------|----------------|----------------|----------------|--------------------|--|----------------|--|
| Year of first use(1) | Over 3.5 tons | | | | | | | Up to 3.5 tons | | | סך כולל | שנת עלייה לכביש(1) | | | |
| | אחר | גורר-תומך | מכלית | רכינה | משאית סגורה | משאית רגילה | סך הכל | לא אחודה | אחודה | סך הכל | | | | | |
| | Other | Road tractor | Tanker | Tip lorry | Closed truck | Ordinary truck | Total | Pick-up | Van | Total | Grand total | | | | |
| Total | 11,650 | 9,725 | 2,177 | 6,686 | 53,474 | 39,704 | 123,416 | 72,563 | 112,179 | 184,742 | 308,158 | סך הכל | | | |
| 2022 | 1,065 | 1,123 | 151 | 982 | 5,115 | 4,034 | 12,470 | 5,480 | 4,822 | 10,302 | 22,772 | 2022 | | | |
| 2021 | 1,107 | 1,131 | 168 | 923 | 5,446 | 4,315 | 13,090 | 4,984 | 5,797 | 10,781 | 23,871 | 2021 | | | |
| 2020 | 805 | 757 | 135 | 671 | 3,658 | 3,079 | 9,105 | 2,565 | 3,714 | 6,279 | 15,384 | 2020 | | | |
| 2019 | 858 | 938 | 136 | 624 | 4,225 | 2,890 | 9,671 | 3,079 | 4,574 | 7,653 | 17,324 | 2019 | | | |
| 2018 | 896 | 838 | 195 | 544 | 4,410 | 3,098 | 9,981 | 3,204 | 4,111 | 7,315 | 17,296 | 2018 | | | |
| 2017 | 985 | 1,020 | 201 | 712 | 4,400 | 3,273 | 10,591 | 3,319 | 5,152 | 8,471 | 19,062 | 2017 | | | |
| 2016 | 929 | 955 | 182 | 522 | 4,180 | 2,851 | 9,619 | 3,487 | 5,485 | 8,972 | 18,591 | 2016 | | | |
| 2015 | 684 | 637 | 127 | 418 | 2,834 | 2,299 | 6,999 | 2,482 | 4,154 | 6,636 | 13,635 | 2015 | | | |
| 2014 | 519 | 502 | 119 | 269 | 2,531 | 2,001 | 5,941 | 2,503 | 2,980 | 5,483 | 11,424 | 2014 | | | |
| 2013 | 532 | 477 | 90 | 210 | 2,194 | 1,675 | 5,178 | 2,269 | 3,889 | 6,158 | 11,336 | 2013 | | | |
| 2012 | 472 | 282 | 98 | 171 | 2,239 | 1,526 | 4,788 | 2,502 | 3,901 | 6,403 | 11,191 | 2012 | | | |
| 2011 | 392 | 251 | 73 | 193 | 2,251 | 1,761 | 4,921 | 2,456 | 5,287 | 7,743 | 12,664 | 2011 | | | |
| 2010 | 416 | 211 | 89 | 125 | 1,721 | 991 | 3,553 | 2,547 | 3,371 | 5,918 | 9,471 | 2010 | | | |
| 2009 | 258 | 138 | 58 | 55 | 1,319 | 702 | 2,530 | 2,082 | 2,585 | 4,667 | 7,197 | 2009 | | | |
| 2008 (2) | 440 | 236 | 77 | 73 | 1,886 | 1,359 | 4,071 | 6,087 | 8,017 | 14,104 | 18,175 | (2) 2008 | | | |
| 2007 (1) | 284 | 91 | 54 | 33 | 1,315 | 854 | 2,631 | 2,751 | 7,539 | 10,290 | 12,921 | (1) 2007 | | | |
| 2006 | 232 | 46 | 44 | 30 | 1,040 | 646 | 2,038 | 2,500 | 7,315 | 9,815 | 11,853 | 2006 | | | |
| 2005 | 163 | 20 | 26 | 15 | 542 | 477 | 1,243 | 2,302 | 6,862 | 9,164 | 10,407 | 2005 | | | |
| 2004 | 86 | 14 | 24 | 10 | 319 | 228 | 681 | 2,331 | 5,507 | 7,838 | 8,519 | 2004 | | | |
| Up to 2002 | 527 | 58 | 130 | 106 | 1,849 | 1,645 | 4,315 | 13,633 | 17,117 | 30,750 | 35,065 | עד 2003 | | | |

(1) Until 2007, by year of production.

(2) In 2008, there was a transition from using "year of production" to using "year of first use". As a result, the 2008 data include vehicles that were registered within a period of **a year and 4 months** (See Introduction, "Terms, Definitions and Explanations").

(1) עד 2007, לפי שנת ייצור.

(2) בשנת 2008 חל מעבר משימוש ב"שנת ייצור" לשימוש ב"שנת עלייה לכביש". עקב כך נתוני 2008 כוללים רכב שעלה לכביש בטווח הזמן של **כשנה ושליש** (ראו מבוא, "מונחים, הגדרות והסברים").

TABLE 39. TRUCKS REGISTERED IN CITIES,(1)
BY GROSS WEIGHT AND TYPE OF TRUCKלוח 39. משאיות הרשומות בערים,(1)
לפי משקל כולל וסוג משאית

| City | 2022 מעל 3.5 טונות | | | | | | | עד 3.5 טונות | | | סך כולל | מספרים מוחלטים | עיר |
|--------------------|--------------------|---------------|--------------|--------------|----------------|----------------|---------------|---------------|---------------|----------------|----------------|----------------|-----|
| | אחר | גורר- תומך | מכלית | רכינה | משאית סגורה | משאית רגילה | סך הכל | לא אחודה | אחודה | סך הכל | | | |
| | Other | Road tractor | Tanker | Tip-lorry | Closed truck | Ordinary truck | Total | Pick-up | Van | Total | Grand total | | |
| Total | 7,507 | 6,089 | 1,500 | 4,121 | 39,998 | 23,252 | 82,467 | 39,460 | 74,312 | 113,772 | 196,239 | סך הכל | |
| Umm Al-Fahm | 84 | 32 | 4 | 66 | 352 | 374 | 912 | 1,114 | 988 | 2,102 | 3,014 | אום אל-פחם | |
| Ofaqim | 9 | 16 | 15 | 3 | 109 | 115 | 267 | 85 | 300 | 385 | 652 | אופקים | |
| Or Yehuda | 63 | 51 | 2 | 47 | 277 | 189 | 629 | 216 | 499 | 715 | 1,344 | אור יהודה | |
| Or Aqiva | 12 | 8 | - | 4 | 112 | 89 | 225 | 88 | 217 | 305 | 530 | אור עקיבא | |
| Elat | 80 | 21 | 18 | 24 | 288 | 202 | 633 | 327 | 737 | 1,064 | 1,697 | אלית | |
| El'ad | 7 | - | - | - | 75 | 10 | 92 | 44 | 307 | 351 | 443 | אלעד | |
| Ari'el | 3 | - | 2 | - | 82 | 46 | 133 | 87 | 184 | 271 | 404 | אריאל | |
| Ashdod | 140 | 527 | 110 | 58 | 977 | 631 | 2,443 | 399 | 1,659 | 2,058 | 4,501 | אשדוד | |
| Ashqelon | 102 | 404 | 105 | 57 | 709 | 724 | 2,101 | 440 | 1,500 | 1,940 | 4,041 | אשקלון | |
| Baqa Al-Gharbiyye | 171 | 64 | 16 | 73 | 241 | 306 | 871 | 524 | 597 | 1,121 | 1,992 | באקה אל-גרבייה | |
| Be'er Ya'aqov | 19 | 9 | 12 | 12 | 174 | 98 | 324 | 88 | 308 | 396 | 720 | באר יעקב | |
| Be'er Sheva | 317 | 277 | 46 | 375 | 859 | 1,052 | 2,926 | 1,751 | 2,493 | 4,244 | 7,170 | באר שבע | |
| Bet She'an | 14 | 9 | 7 | 4 | 91 | 71 | 196 | 119 | 149 | 268 | 464 | בית שאן | |
| Bet Shemesh | 76 | 39 | 15 | 40 | 273 | 191 | 634 | 165 | 662 | 827 | 1,461 | בית שמש | |
| Betar Illit | 5 | 5 | - | 1 | 77 | 20 | 108 | 41 | 304 | 345 | 453 | ביתר עילית | |
| Bene Beraq | 59 | 58 | 19 | - | 557 | 345 | 1,038 | 197 | 1,105 | 1,302 | 2,340 | בני ברק | |
| Bat Yam | 36 | 32 | 18 | 11 | 635 | 157 | 889 | 379 | 1,064 | 1,443 | 2,332 | בת ים | |
| Giv'atayim | 9 | - | - | 5 | 71 | 35 | 120 | 81 | 211 | 292 | 412 | גבעתיים | |
| Giv'at Shemu'el | 2 | 44 | 5 | 12 | 92 | 36 | 191 | 100 | 311 | 411 | 602 | גבעת שמואל | |
| Dimona | 43 | 131 | 20 | 50 | 128 | 99 | 471 | 322 | 489 | 811 | 1,282 | דימונה | |
| Hod HaSharon | 55 | 17 | 9 | 12 | 283 | 204 | 580 | 276 | 636 | 912 | 1,492 | הוד השרון | |
| Herzliyya | 247 | 15 | 7 | 78 | 340 | 205 | 892 | 421 | 926 | 1,347 | 2,239 | הרצלייה | |
| Hadera | 100 | 140 | 22 | 32 | 418 | 379 | 1,091 | 550 | 930 | 1,480 | 2,571 | חדרה | |
| Holon | 123 | 42 | 44 | 16 | 1,887 | 537 | 2,649 | 1,165 | 2,299 | 3,464 | 6,113 | חולון | |
| Haifa | 211 | 471 | 95 | 48 | 1,603 | 1,312 | 3,740 | 3,096 | 3,378 | 6,474 | 10,214 | חיפה | |
| Tiberias | 57 | 22 | 14 | 34 | 206 | 199 | 532 | 284 | 350 | 634 | 1,166 | טבריה | |
| Tayibe | 232 | 157 | 8 | 156 | 294 | 289 | 1,136 | 1,020 | 737 | 1,757 | 2,893 | טייבה | |
| Tire | 72 | 100 | 11 | 141 | 317 | 295 | 936 | 648 | 522 | 1,170 | 2,106 | טירה | |
| Tirat Karmel | 21 | 3 | 9 | - | 137 | 44 | 214 | 68 | 214 | 282 | 496 | טירת כרמל | |
| Tamra | 97 | 45 | 25 | 46 | 290 | 235 | 738 | 695 | 792 | 1,487 | 2,225 | טמרה | |
| Yavne | 18 | 45 | 6 | 13 | 522 | 312 | 916 | 214 | 596 | 810 | 1,726 | יבנה | |
| Yehud | 27 | 23 | 6 | 2 | 310 | 125 | 493 | 157 | 345 | 502 | 995 | יהוד | |
| Yoqne'am Illit | 8 | 2 | 9 | 1 | 65 | 77 | 162 | 80 | 157 | 237 | 399 | יקנעם עלית | |
| Jerusalem | 1,062 | 419 | 136 | 726 | 3,264 | 2,314 | 7,921 | 3,937 | 11,149 | 15,086 | 23,007 | ירושלים | |
| Kefar Yona | 17 | 8 | 7 | 6 | 102 | 96 | 236 | 181 | 288 | 469 | 705 | כפר יונה | |
| Kefar Sava | 47 | 69 | 5 | 11 | 564 | 286 | 982 | 376 | 873 | 1,249 | 2,231 | כפר סבא | |
| Kafar Qasem | 382 | 101 | 7 | 267 | 482 | 424 | 1,663 | 419 | 429 | 848 | 2,511 | כפר קאסם | |
| Karmi'el | 75 | 130 | 7 | 43 | 213 | 180 | 648 | 131 | 411 | 542 | 1,190 | כרמיאל | |
| Lod | 124 | 64 | 20 | 34 | 883 | 565 | 1,690 | 1,051 | 1,935 | 2,986 | 4,676 | לוד | |
| Mughar | 19 | 16 | 1 | 10 | 96 | 139 | 281 | 511 | 343 | 854 | 1,135 | מגאר | |
| Migdal HaEmeq | 17 | 55 | 22 | 11 | 108 | 73 | 286 | 78 | 204 | 282 | 568 | מגדל העמק | |
| Modi'in Illit | 5 | - | - | - | 36 | 19 | 60 | 35 | 305 | 340 | 400 | מודיעין עלית | |
| Modi'in-Makkabbim- | | | | | | | | | | | | מודיעין-מכבים- | |
| Re'ut | 23 | 41 | 2 | 4 | 918 | 183 | 1,171 | 165 | 755 | 920 | 2,091 | רעות | |
| Ma'ale Adummim | 16 | 10 | 3 | 8 | 168 | 113 | 318 | 98 | 294 | 392 | 710 | מעלה אדומים | |
| Ma'alot-Tarshiha | 20 | 6 | 1 | 8 | 98 | 89 | 222 | 173 | 291 | 464 | 686 | מעלות-תרשיחא | |
| Nahariyya | 26 | 79 | 3 | 14 | 232 | 183 | 537 | 228 | 512 | 740 | 1,277 | נהרייה | |
| Nof HaGalil | 9 | 15 | 4 | 6 | 191 | 177 | 402 | 182 | 492 | 674 | 1,076 | נוף הגליל | |
| Nes Ziyvona | 9 | 24 | 8 | 3 | 187 | 129 | 360 | 209 | 437 | 646 | 1,006 | נס ציונה | |
| Nazareth | 129 | 90 | 3 | 105 | 462 | 725 | 1,514 | 1,256 | 1,699 | 2,955 | 4,469 | נצרת | |
| Nesher | 12 | 11 | 2 | 6 | 129 | 77 | 237 | 77 | 211 | 288 | 525 | נשר | |
| Netivot | 64 | 18 | 5 | 3 | 191 | 144 | 425 | 148 | 404 | 552 | 977 | נתיבות | |
| Netanya | 183 | 90 | 72 | 57 | 889 | 499 | 1,790 | 1,016 | 1,903 | 2,919 | 4,709 | נתניה | |
| Sakhnin | 59 | 23 | 19 | 14 | 190 | 205 | 510 | 790 | 500 | 1,290 | 1,800 | סח'נין | |
| Akko | 33 | 42 | 1 | 12 | 253 | 224 | 565 | 209 | 489 | 698 | 1,263 | עכו | |
| Afula | 49 | 32 | 10 | 28 | 204 | 160 | 483 | 220 | 492 | 712 | 1,195 | עפולה | |
| Arrabe | 38 | 22 | 15 | 48 | 117 | 241 | 481 | 891 | 307 | 1,198 | 1,679 | עראבה | |
| Arad | 75 | 27 | 15 | 164 | 79 | 116 | 476 | 811 | 609 | 1,420 | 1,896 | ערד | |
| Petah Tiqwa | 385 | 129 | 51 | 59 | 2,038 | 789 | 3,451 | 1,179 | 2,537 | 3,716 | 7,167 | פתח תקווה | |
| Zefat | 20 | 5 | 4 | 5 | 88 | 68 | 190 | 104 | 304 | 408 | 598 | צפת | |
| Qalansawe | 85 | 31 | 13 | 57 | 129 | 219 | 534 | 605 | 384 | 989 | 1,523 | קלנסווה | |
| Qiryat Ono | 15 | - | 4 | 3 | 131 | 47 | 200 | 99 | 315 | 414 | 614 | קריית אונו | |
| Qiryat Atta | 94 | 52 | 14 | 27 | 407 | 285 | 879 | 177 | 538 | 715 | 1,594 | קריית אתא | |
| Qiryat Bialik | 14 | 42 | 3 | 5 | 267 | 159 | 490 | 108 | 363 | 471 | 961 | קריית ביאליק | |
| Qiryat Gat | 32 | 43 | 2 | 6 | 224 | 280 | 587 | 151 | 539 | 690 | 1,277 | קריית גת | |
| Qiryat Yam | 9 | 15 | 2 | 1 | 143 | 40 | 210 | 75 | 243 | 318 | 528 | קריית ים | |
| Qiryat Motzkin | 5 | 17 | 4 | - | 153 | 79 | 258 | 82 | 276 | 358 | 616 | קריית מוצקין | |
| Qiryat Mal'akhi | 25 | 57 | 1 | 9 | 431 | 161 | 684 | 123 | 194 | 317 | 1,001 | קריית מלאכי | |
| Qiryat Shemona | 20 | 91 | 2 | 6 | 107 | 92 | 318 | 154 | 266 | 420 | 738 | קריית שמונה | |
| Rosh HaAyin | 68 | 75 | 9 | 14 | 1,872 | 265 | 2,303 | 253 | 878 | 1,131 | 3,434 | ראש העין | |
| Rishon Leziyyon | 428 | 387 | 94 | 96 | 4,973 | 1,203 | 7,181 | 1,256 | 3,497 | 4,753 | 11,934 | ראשון לציון | |
| Rahat | 252 | 206 | 20 | 330 | 293 | 571 | 1,672 | 945 | 1,391 | 2,336 | 4,008 | רהט | |
| Rehovot | 132 | 76 | 19 | 69 | 459 | 418 | 1,173 | 454 | 1,159 | 1,613 | 2,786 | רחובות | |
| Ramla | 348 | 375 | 76 | 286 | 1,371 | 540 | 2,996 | 508 | 880 | 1,388 | 4,384 | רמלה | |
| Ramat Gan | 136 | 5 | 20 | 11 | 553 | 192 | 917 | 518 | 1,800 | 2,318 | 3,235 | רמת גן | |
| Ramat HaSharon | 11 | 4 | 1 | 9 | 153 | 105 | 283 | 169 | 448 | 617 | 900 | רמת השרון | |
| Ra'annana | 10 | 10 | 20 | 6 | 163 | 100 | 309 | 246 | 646 | 892 | 1,201 | רעננה | |
| Sederot | 44 | 29 | 3 | 14 | 145 | 168 | 403 | 131 | 323 | 454 | 857 | סדרות | |
| Shefar'am | 62 | 34 | 5 | 37 | 188 | 298 | 624 | 872 | 867 | 1,739 | 2,363 | שפרעם | |
| Tel Aviv-Yafo | 300 | 205 | 86 | 62 | 2,803 | 809 | 4,265 | 2,818 | 5,166 | 7,984 | 12,249 | תל אביב-יפו | |

(1) The data are presented according to the registered locality (address) of the owner of the vehicle, and not of the actual user of the vehicle, nor by the locality in which the vehicle is used.

(1) הנתונים מסווגים לפי היישוב הרשום (כתובת) של בעל הרכב - לא לפי מקום מגוריו של המשתמש בפועל ברכב, ואף לא לפי היישוב שבו הרכב פעיל.

גרורים או נתמכים
HAULED VEHICLES

**TABLE 40. HAULED VEHICLES, BY TYPE OF VEHICLE
AND YEAR OF FIRST USE**
**לוח 40. גרורים או נתמכים, לפי סוג כלי רכב
ושנת עלייה לכביש**

| Absolute numbers | | | | | | | | | | | | | 2022 | | מספרים מוחלטים | |
|--------------------------------------|-------------------|---------------|---------------|--------------|--------------|--------------|--------------|--------------|--------------|--------------|--------------|------------------|-----------------|-----------------------|----------------|--|
| Type of vehicle | Year of first use | | | | | | | | | | | | סך הכל Total | סוג כלי רכב | | |
| | 2022 | 2021 | 2020 | 2019 | 2018 | 2017 | 2016 | 2015 | 2014 | 2013 | 2012 | Up to עד 2011 | | | | |
| Grand total | 12,627 | 14,594 | 10,263 | 8,647 | 8,211 | 8,324 | 7,574 | 6,643 | 5,637 | 4,892 | 4,444 | 38,390 | 130,246 | סך כולל | | |
| Open, pipes etc. | 7,782 | 9,743 | 7,017 | 5,697 | 5,388 | 5,301 | 4,821 | 4,309 | 3,636 | 3,344 | 2,908 | 23,023 | 82,969 | פתוח, צינורות וכד' | | |
| Tip-lorry | 523 | 562 | 445 | 424 | 474 | 577 | 550 | 436 | 257 | 182 | 180 | 1,399 | 6,009 | רכינה | | |
| Closed, refrige- rated, insulated | 2,565 | 2,533 | 1,462 | 1,293 | 1,096 | 1,128 | 987 | 890 | 822 | 490 | 351 | 2,463 | 16,080 | סגור, קירור, בידוד | | |
| Platform | 270 | 268 | 259 | 291 | 290 | 283 | 286 | 252 | 233 | 110 | 147 | 2,029 | 4,718 | משטח | | |
| Tanker - total | 152 | 195 | 174 | 147 | 149 | 195 | 165 | 119 | 101 | 142 | 150 | 1,181 | 2,870 | מכלית - סך הכל | | |
| Fuel | 34 | 41 | 22 | 25 | 16 | 30 | 27 | 30 | 22 | 21 | 27 | 61 | 356 | דלק | | |
| Water | 33 | 42 | 42 | 43 | 32 | 67 | 18 | 20 | 39 | 69 | 59 | 534 | 998 | מים | | |
| Milk | 8 | 2 | 2 | 6 | 2 | 8 | 7 | 10 | 5 | 1 | 5 | 83 | 139 | חלב | | |
| Other | 77 | 110 | 108 | 73 | 99 | 90 | 113 | 59 | 35 | 51 | 59 | 503 | 1,377 | אחר | | |
| Other | 1,335 | 1,293 | 906 | 795 | 814 | 840 | 765 | 637 | 588 | 624 | 708 | 8,295 | 17,600 | אחר | | |
| Trailers | 11,673 | 13,689 | 9,500 | 7,876 | 7,297 | 7,263 | 6,578 | 5,791 | 5,034 | 4,471 | 4,047 | 32,807 | 116,026 | גרורים | | |
| Open, pipes etc. | 7,352 | 9,440 | 6,786 | 5,441 | 5,036 | 4,830 | 4,417 | 3,988 | 3,425 | 3,160 | 2,787 | 20,688 | 77,350 | פתוח, צינורות וכד' | | |
| Tip-lorry | 439 | 451 | 352 | 345 | 372 | 479 | 454 | 301 | 208 | 161 | 156 | 1,158 | 4,876 | רכינה | | |
| Closed, refrige- rated, insulated | 2,541 | 2,479 | 1,431 | 1,257 | 1,055 | 1,061 | 915 | 850 | 774 | 453 | 332 | 2,118 | 15,266 | סגור, קירור, בידוד | | |
| Platform | 3 | 1 | 4 | 14 | 7 | 6 | 17 | 5 | 9 | - | 3 | 78 | 147 | משטח | | |
| Tanker - total | 41 | 51 | 45 | 47 | 46 | 75 | 37 | 43 | 48 | 79 | 72 | 552 | 1,136 | מכלית - סך הכל | | |
| Fuel | 1 | - | 4 | 1 | 2 | 4 | 3 | 2 | 1 | 1 | | 12 | 31 | דלק | | |
| Water | 32 | 40 | 38 | 42 | 31 | 64 | 15 | 19 | 37 | 69 | 58 | 486 | 931 | מים | | |
| Milk | 3 | 1 | 1 | 3 | | 3 | 5 | 7 | 4 | - | 4 | 32 | 63 | חלב | | |
| Other | 5 | 10 | 2 | 1 | 13 | 4 | 14 | 15 | 6 | 9 | 10 | 22 | 111 | אחר | | |
| Other | 1,297 | 1,267 | 882 | 772 | 781 | 812 | 738 | 604 | 570 | 618 | 697 | 8,213 | 17,251 | אחר | | |
| Semi-trailers | 954 | 905 | 763 | 771 | 914 | 1,061 | 996 | 852 | 603 | 421 | 397 | 5,583 | 14,220 | נתמכים | | |
| Open, pipes etc. | 430 | 303 | 231 | 256 | 352 | 471 | 404 | 321 | 211 | 184 | 121 | 2,335 | 5,619 | פתוח, צינורות וכד' | | |
| Tip-lorry | 84 | 111 | 93 | 79 | 102 | 98 | 96 | 135 | 49 | 21 | 24 | 241 | 1,133 | רכינה | | |
| Closed, refrige- rated, insulated | 24 | 54 | 31 | 36 | 41 | 67 | 72 | 40 | 48 | 37 | 19 | 345 | 814 | סגור, קירור, בידוד | | |
| Platform | 267 | 267 | 255 | 277 | 283 | 277 | 269 | 247 | 224 | 110 | 144 | 1,951 | 4,571 | משטח | | |
| Tanker - total | 111 | 144 | 129 | 100 | 103 | 120 | 128 | 76 | 53 | 63 | 78 | 629 | 1,734 | מכלית - סך הכל | | |
| Fuel | 33 | 41 | 18 | 24 | 14 | 26 | 24 | 28 | 21 | 20 | 27 | 49 | 325 | דלק | | |
| Water | 1 | 2 | 4 | 1 | 1 | 3 | 3 | 1 | 2 | - | 1 | 48 | 67 | מים | | |
| Milk | 5 | 1 | 1 | 3 | 2 | 5 | 2 | 3 | 1 | 1 | 1 | 51 | 76 | חלב | | |
| Other | 72 | 100 | 106 | 72 | 86 | 86 | 99 | 44 | 29 | 42 | 49 | 481 | 1,266 | אחר | | |
| Other | 38 | 26 | 24 | 23 | 33 | 28 | 27 | 33 | 18 | 6 | 11 | 82 | 349 | אחר | | |

לוח 41. גרורים או נתמכים, לפי סוג כלי רכב, משקל כולל ומטען מורשה (1)

2022

מספרים מוחלטים

| לא ידוע Not known | משקל כולל (טונות) | | | | | | | | | | סך כולל Grand total | סוג כלי רכב |
|----------------------|-------------------|---------------|--------------|------------|---------------|------------|--------------|---------------|---------------|----------------|------------------------|--------------------|
| | 16.0+ | | | | | 10.1-15.9 | עד 10.0 | | | | | |
| | 45.0+ | 35.0-44.9 | 25.0-34.9 | 16.0-24.9 | סך הכל Total | | 3.501-10.0 | 0.751-3.5 | עד 0.75 | סך הכל Total | | |
| 824 | 369 | 12,376 | 7,709 | 404 | 20,858 | 153 | 1,063 | 46,097 | 61,251 | 108,411 | 130,246 | סך כולל |
| 9 | 10 | 5,382 | 1,566 | 179 | 7,137 | 131 | 399 | 29,871 | 45,422 | 75,692 | 82,969 | פתוח, צינורות וכד' |
| 6 | 26 | 1,086 | 4,324 | 1 | 5,437 | - | 456 | 109 | 1 | 566 | 6,009 | רכינה |
| 2 | - | 772 | 46 | 10 | 828 | 5 | 3 | 8,922 | 6,320 | 15,245 | 16,080 | סגור, קירור, בידוד |
| 793 | 309 | 3,245 | 358 | 12 | 3,924 | - | - | 1 | - | 1 | 4,718 | משטח |
| 1 | 18 | 1,610 | 264 | 35 | 1,927 | 4 | 60 | 870 | 8 | 938 | 2,870 | מכלית - סך הכל |
| - | - | 313 | 12 | 25 | 350 | 3 | 1 | 2 | - | 3 | 356 | דלק |
| - | 5 | 55 | 11 | - | 71 | - | 56 | 865 | 6 | 927 | 998 | מים |
| - | 1 | 67 | 70 | 1 | 139 | - | - | - | - | - | 139 | חלב |
| 1 | 12 | 1,175 | 171 | 9 | 1,367 | 1 | 3 | 3 | 2 | 8 | 1,377 | אחר |
| 13 | 6 | 281 | 1,151 | 167 | 1,605 | 13 | 145 | 6,324 | 9,500 | 15,969 | 17,600 | אחר |
| 14 | 1 | 19 | 7,088 | 368 | 7,476 | 148 | 1,040 | 46,097 | 61,251 | 108,388 | 116,026 | גרורים |
| 2 | 1 | 10 | 1,349 | 166 | 1,526 | 130 | 399 | 29,871 | 45,422 | 75,692 | 77,350 | פתוח, צינורות וכד' |
| 6 | - | 3 | 4,313 | 1 | 4,317 | - | 443 | 109 | 1 | 553 | 4,876 | רכינה |
| 2 | - | 1 | 5 | 8 | 14 | 5 | 3 | 8,922 | 6,320 | 15,245 | 15,266 | סגור, קירור, בידוד |
| - | - | 2 | 140 | 4 | 146 | - | - | 1 | - | 1 | 147 | משטח |
| 1 | - | 3 | 158 | 33 | 194 | 3 | 60 | 870 | 8 | 938 | 1,136 | מכלית - סך הכל |
| - | - | - | - | 25 | 25 | 3 | 1 | 2 | - | 3 | 31 | דלק |
| - | - | - | 4 | - | 4 | - | 56 | 865 | 6 | 927 | 931 | מים |
| - | - | - | 62 | 1 | 63 | - | - | - | - | - | 63 | חלב |
| 1 | - | 3 | 92 | 7 | 102 | - | 3 | 3 | 2 | 8 | 111 | אחר |
| 3 | - | - | 1,123 | 156 | 1,279 | 10 | 135 | 6,324 | 9,500 | 15,959 | 17,251 | אחר |
| 810 | 368 | 12,357 | 621 | 36 | 13,382 | 5 | 23 | - | - | 23 | 14,220 | נתמכים |
| 7 | 9 | 5,372 | 217 | 13 | 5,611 | 1 | - | - | - | - | 5,619 | פתוח, צינורות וכד' |
| - | 26 | 1,083 | 11 | - | 1,120 | - | 13 | - | - | 13 | 1,133 | רכינה |
| - | - | 771 | 41 | 2 | 814 | - | - | - | - | - | 814 | סגור, קירור, בידוד |
| 793 | 309 | 3,243 | 218 | 8 | 3,778 | - | - | - | - | - | 4,571 | משטח |
| - | 18 | 1,607 | 106 | 2 | 1,733 | 1 | - | - | - | - | 1,734 | מכלית - סך הכל |
| - | - | 313 | 12 | - | 325 | - | - | - | - | - | 325 | דלק |
| - | 5 | 55 | 7 | - | 67 | - | - | - | - | - | 67 | מים |
| - | 1 | 67 | 8 | - | 76 | - | - | - | - | - | 76 | חלב |
| - | 12 | 1,172 | 79 | 2 | 1,265 | 1 | - | - | - | - | 1,266 | אחר |
| 10 | 6 | 281 | 28 | 11 | 326 | 3 | 10 | - | - | 10 | 349 | אחר |

(1) גרורים ונתמכים אינם כלי רכב מנועיים ולכן אינם נכללים במצבת כלי הרכב המנועיים.

TABLE 41. HAULED VEHICLES, BY TYPE OF VEHICLE, GROSS WEIGHT AND LOAD CAPACITY (1)

Absolute numbers

2022

| Type of vehicle | Load capacity (tons) מטען מורשה (טונות) | | | | | | | | | | |
|---------------------------------|---|--------------|---------------|---------------|---------------|-----------------|-------------|-------------|---------------|---------------|---------------------------|
| | לא ידוע Not known | 10.0+ | | | | | 5.0- 9.9 | Up to 4.9 | | | עד 4.9 סך הכל Total |
| | | 40.0+ | 20.0- 39.9 | 15.0- 19.9 | 10.0- 14.9 | סך הכל Total | | 3.0- 4.9 | 0.6- 2.9 | עד 0.5 | |
| Grand total | 1,592 | 9,363 | 11,045 | 232 | 101 | 20,741 | 606 | 189 | 40,750 | 66,368 | 107,307 |
| Open, pipes etc. | 107 | 3,767 | 3,192 | 164 | 16 | 7,139 | 200 | 88 | 30,742 | 44,693 | 75,523 |
| Tip-lorry | 2 | 1,062 | 4,367 | 2 | 1 | 5,432 | 265 | 63 | 245 | 2 | 310 |
| Closed, refrigerated, insulated | 452 | 17 | 800 | 8 | 4 | 829 | 4 | 1 | 4,350 | 10,444 | 14,795 |
| Platform | 861 | 3,245 | 608 | 2 | 1 | 3,856 | - | - | 1 | - | 1 |
| Tanker - total | 3 | 1,072 | 822 | 32 | - | 1,926 | 63 | - | 857 | 21 | 878 |
| Fuel | - | 254 | 73 | 24 | - | 351 | 3 | - | 2 | - | 2 |
| Water | 2 | 44 | 27 | - | - | 71 | 54 | - | 852 | 19 | 871 |
| Milk | - | 63 | 75 | - | - | 138 | 1 | - | - | - | - |
| Other | 1 | 711 | 647 | 8 | - | 1,366 | 5 | - | 3 | 2 | 5 |
| Other | 167 | 200 | 1,256 | 24 | 79 | 1,559 | 74 | 37 | 4,555 | 11,208 | 15,800 |
| Trailers | 718 | 12 | 7,129 | 217 | 91 | 7,449 | 570 | 183 | 40,742 | 66,364 | 107,289 |
| Open, pipes etc. | 100 | 7 | 1,355 | 158 | 11 | 1,531 | 197 | 87 | 30,742 | 44,693 | 75,522 |
| Tip-lorry | 2 | 3 | 4,309 | 2 | 1 | 4,315 | 249 | 63 | 245 | 2 | 310 |
| Closed, refrigerated, insulated | 452 | - | 6 | 8 | 1 | 15 | 4 | 1 | 4,350 | 10,444 | 14,795 |
| Platform | 2 | 1 | 142 | - | 1 | 144 | - | - | 1 | - | 1 |
| Tanker - total | 3 | 1 | 163 | 30 | - | 194 | 61 | - | 857 | 21 | 878 |
| Fuel | - | - | 2 | 24 | - | 26 | 3 | - | 2 | - | 2 |
| Water | 2 | - | 4 | - | - | 4 | 54 | - | 852 | 19 | 871 |
| Milk | - | - | 62 | - | - | 62 | 1 | - | - | - | - |
| Other | 1 | 1 | 95 | 6 | - | 102 | 3 | - | 3 | 2 | 5 |
| Other | 159 | - | 1,154 | 19 | 77 | 1,250 | 59 | 32 | 4,547 | 11,204 | 15,783 |
| Semi-trailers | 874 | 9,351 | 3,916 | 15 | 10 | 13,292 | 36 | 6 | 8 | 4 | 18 |
| Open, pipes etc. | 7 | 3,760 | 1,837 | 6 | 5 | 5,608 | 3 | 1 | - | - | 1 |
| Tip-lorry | - | 1,059 | 58 | - | - | 1,117 | 16 | - | - | - | - |
| Closed, refrigerated, insulated | - | 17 | 794 | - | 3 | 814 | - | - | - | - | - |
| Platform | 859 | 3,244 | 466 | 2 | - | 3,712 | - | - | - | - | - |
| Tanker - total | - | 1,071 | 659 | 2 | - | 1,732 | 2 | - | - | - | - |
| Fuel | - | 254 | 71 | - | - | 325 | - | - | - | - | - |
| Water | - | 44 | 23 | - | - | 67 | - | - | - | - | - |
| Milk | - | 63 | 13 | - | - | 76 | - | - | - | - | - |
| Other | - | 710 | 552 | 2 | - | 1,264 | 2 | - | - | - | - |
| Other | 8 | 200 | 102 | 5 | 2 | 309 | 15 | 5 | 8 | 4 | 17 |

(1) Hauled vehicles are not motor vehicles, and therefore are not included in the number of motor vehicles.

כלי רכב מיוחדים
SPECIAL VEHICLES

**TABLE 42. SPECIAL VEHICLES, BY TYPE
AND YEAR OF FIRST USE(1)**

**לוח 42. כלי רכב מיוחדים, לפי סוג
ושנת עלייה לכביש(1)**

| Type of vehicle | 2022 | | | | | | | | | סך הכל Total | גיל ממוצע Average age | סוג כלי רכב |
|------------------------------|----------------------|------------|------------|------------|------------|------------|---------------|--|--------------------------|-----------------|-----------------------------|--------------------|
| | Year of first use(1) | | | | | | | | | | | |
| | 2022 | 2021 | 2020 | 2019 | 2018 | 2017 | 2012- 2016 | שנת עלייה לכביש(1) עד 2006 2007- 2011 | עד 2006 Up to 2006 | | | |
| Total | 465 | 506 | 447 | 459 | 430 | 431 | 1,913 | 1,131 | 958 | 6,740 | 8.8 | סך הכל |
| Ambulance and medical van | 130 | 192 | 152 | 168 | 182 | 150 | 709 | 249 | 17 | 1,949 | 5.8 | אמבולנס |
| Fire extinguishing van | 4 | 13 | 36 | 26 | 29 | 21 | 131 | 181 | 187 | 628 | 13.1 | רכב כיבוי |
| Sanitary van | 42 | 34 | 36 | 24 | 35 | 40 | 107 | 39 | 7 | 364 | 5.3 | רכב סניטרי |
| Residential vehicle | 9 | 9 | 3 | 6 | 5 | 8 | 66 | 60 | 232 | 398 | 22.0 | מרכב אחוד מגורים |
| Work vehicle with crane | 114 | 96 | 90 | 67 | 58 | 72 | 309 | 112 | 124 | 1,042 | 7.6 | רכב עבודה עם עגורן |
| Concrete pump | 109 | 103 | 84 | 103 | 79 | 83 | 286 | 215 | 115 | 1,177 | 7.2 | משאבת בטון |
| Vehicle with furniture crane | 32 | 20 | 8 | 18 | 14 | 21 | 125 | 104 | 59 | 401 | 9.1 | רכב מנוף רהיטים |
| Other | 25 | 39 | 38 | 47 | 28 | 36 | 180 | 171 | 217 | 781 | .. | אחר |

(1) Until 2007, by year of production.

(1) עד 2007, לפי שנת ייצור.

תוספות וגרועות
ADDITIONS AND SUBTRACTIONS

TABLE 43. ADDITIONS AND SUBTRACTIONS -
MOTOR VEHICLES, BY TYPE OF VEHICLE
AND ITS CHARACTERISTICS

לוח 43. תוספות וגרועות -
כלי רכב מנועיים,
לפי סוג כלי רכב ומאפייניו

| Type of vehicle and its characteristics | Changes in number in 2022 | | | | | ממצבה ב-31.12.22 Number on 31.12.22 | מספרים מוחלטים | סוג כלי רכב ומאפייניו |
|---|----------------------------|---------------------|---------------|--|-----------------------------|--|---|--------------------------|
| | שינוי נטו Net change | נגרעו Subtracted | 2022-ב-ממצבה | | | | | |
| | | | אחר Other | שנת עלייה לכביש Year of first use 2022 | נוספו(1) סך הכל Total | | | |
| Grand total | 133,207 | 246,708 | 67,433 | 312,482 | 379,915 | 3,973,311 | סך כולל | |
| Private cars, by engine capacity (cc) - total(2) | 120,753 | 191,657 | 52,774 | 259,636 | 312,410 | 3,433,026 | כלי רכב פרטיים לפי נפח מנוע (סמ"ק) - סך הכל(2) | |
| Up to 1,000 | 12,407 | 5,386 | 2,123 | 15,670 | 17,793 | 188,599 | עד 1,000 | |
| 1,001-1,300 | 18,988 | 18,939 | 6,675 | 31,252 | 37,927 | 488,761 | 1,300-1,001 | |
| 1,301-1,600 | 45,919 | 112,947 | 24,572 | 134,294 | 158,866 | 1,758,399 | 1,600-1,301 | |
| 1,601-1,800 | 7,822 | 9,382 | 3,601 | 13,603 | 17,204 | 224,639 | 1,800-1,601 | |
| 1,801-2,000 | 16,822 | 29,382 | 8,959 | 37,245 | 46,204 | 504,185 | 2,000-1,801 | |
| 2,001-3,000 | 17,315 | 10,454 | 4,230 | 23,539 | 27,769 | 194,886 | 3,000-2,001 | |
| 3,001-4,000 | 1,155 | 4,348 | 1,901 | 3,602 | 5,503 | 63,901 | 4,000-3,001 | |
| 4,001+ | 325 | 819 | 713 | 431 | 1,144 | 9,656 | +4,001 | |
| Trucks by gross weight (tons) - total | 2,475 | 27,203 | 6,906 | 22,772 | 29,678 | 308,158 | משאיות לפי משקל כולל (טונות) - סך הכל | |
| Up to 3.5 | -3,156 | 18,341 | 4,883 | 10,302 | 15,185 | 184,742 | עד 3.5 | |
| 3.6-12.0 | 4,268 | 5,528 | 1,613 | 8,183 | 9,796 | 80,845 | 12.0-3.6 | |
| 12.1-15.9 | -30 | 857 | 133 | 694 | 827 | 9,909 | 15.9-12.1 | |
| 16.0+ | 1,393 | 2,477 | 277 | 3,593 | 3,870 | 32,662 | +16.0 | |
| Taxis - total | 925 | 4,579 | 367 | 5,137 | 5,504 | 22,413 | מוניות - סך הכל | |
| Minibuses by type - total | 328 | 1,169 | 370 | 1,127 | 1,497 | 15,295 | אוטובוסים זעירים לפי סוג - סך הכל | |
| Public | 199 | 1,005 | 149 | 1,055 | 1,204 | 9,065 | ציבורי | |
| Private | 129 | 164 | 221 | 72 | 293 | 6,230 | פרטי | |
| Buses by type - total | 1,042 | 1,722 | 125 | 2,639 | 2,764 | 23,999 | אוטובוסים לפי סוג - סך הכל | |
| Public | 1,089 | 1,532 | 81 | 2,540 | 2,621 | 21,885 | ציבורי | |
| Touring | -70 | 114 | 43 | 1 | 44 | 1,127 | סיור | |
| Private | 23 | 76 | 1 | 98 | 99 | 987 | פרטי | |
| Special vehicles - total | 362 | 214 | 111 | 465 | 576 | 6,740 | כלי רכב מיוחדים - סך הכל | |
| Motorcycles by engine capacity (cc) - total | 7,322 | 20,164 | 6,780 | 20,706 | 27,486 | 163,680 | אופנועים לפי נפח מנוע (סמ"ק) - סך הכל | |
| Up to 50 | 319 | 668 | 207 | 780 | 987 | 3,546 | עד 50 | |
| 50-125 | -171 | 7,728 | 2,159 | 5,398 | 7,557 | 49,008 | 125-50 | |
| 126-400 | 2,413 | 8,139 | 2,537 | 8,015 | 10,552 | 65,625 | 400-126 | |
| 401+ | 4,761 | 3,629 | 1,877 | 6,513 | 8,390 | 45,501 | +401 | |

(1) The data do not include vehicles whose first use was during the year and have been subtracted during the same year.

(1) הנתונים אינם כוללים כלי רכב שעלו לכביש במהלך השנה ונגרעו באותה השנה.

(2) Incl. engine capacity not known.

(2) כולל נפח מנוע לא ידוע.

**TABLE 44. ADDITIONS AND SUBTRACTIONS -
MOTOR VEHICLES, BY TYPE(1)
AND MANUFACTURER**

**לוח 44. תוספות וגרועות -
כלי רכב מנועיים,
לפי סוג(1) ותוצר**

| Type of vehicle and manufacturer | 2022 | | | | | מספרים מוחלטים ב-31.12.22 | סוג כלי רכב ותוצר |
|-------------------------------------|---------------------------|---------------|----------------------|---------------------------|---------------|------------------------------|-------------------------|
| | Changes in number in 2022 | | שינויים במצבה ב-2022 | | | | |
| | Net change | Subtracted | Added(2) | Year of first use 2022 | Total | | |
| שינוי נטו | נגרעו | אחר | שנת עלייה לכביש | סך הכל | מצבה | | |
| Trucks | 2,475 | 27,203 | 6,906 | 22,772 | 29,678 | 308,158 | משאיות |
| Isuzu | 787 | 2,781 | 1,039 | 2,529 | 3,568 | 39,833 | איסוזו |
| Daf | 380 | 867 | 154 | 1,093 | 1,247 | 12,573 | דאף |
| Volvo | 690 | 1,105 | 139 | 1,656 | 1,795 | 14,477 | וולוו |
| Toyota | 1,441 | 2,233 | 757 | 2,917 | 3,674 | 36,256 | טויוטה |
| MAN | 491 | 399 | 77 | 813 | 890 | 6,533 | מ.א.ן. |
| Mitsubishi | -174 | 1,879 | 575 | 1,130 | 1,705 | 20,780 | מיצובישי |
| Mercedes | 673 | 1,530 | 228 | 1,975 | 2,203 | 16,879 | מרצדס |
| Citroen | 1,315 | 2,847 | 686 | 3,476 | 4,162 | 32,747 | סיטרואן |
| Scania Vabis | 309 | 425 | 60 | 674 | 734 | 7,879 | סקניה וביס |
| Volkswagen | 21 | 1,301 | 389 | 933 | 1,322 | 20,084 | פולקסווגן |
| Ford | -441 | 1,435 | 303 | 691 | 994 | 11,697 | פורד |
| Fiat | -382 | 1,381 | 387 | 612 | 999 | 12,500 | פיאט |
| Renault | -301 | 1,354 | 295 | 758 | 1,053 | 12,219 | רנו |
| Chevrolet | 254 | 1,263 | 373 | 1,144 | 1,517 | 17,512 | שבולט |
| Other | -2,588 | 6,403 | 1,444 | 2,371 | 3,815 | 46,189 | אחר |
| Taxis | 925 | 4,579 | 367 | 5,137 | 5,504 | 22,413 | מוניות |
| Toyota | 1,996 | 271 | 44 | 2,223 | 2,267 | 5,749 | טויוטה |
| Mercedes | -24 | 877 | 90 | 763 | 853 | 4,242 | מרצדס |
| Skoda | -267 | 1,180 | 109 | 804 | 913 | 5,493 | סקודה |
| Kia | -166 | 598 | 22 | 410 | 432 | 1,761 | קיה |
| Renault | -510 | 725 | 39 | 176 | 215 | 1,873 | רנו |
| Other | -104 | 928 | 63 | 761 | 824 | 3,295 | אחר |
| Minibuses | 328 | 1,169 | 370 | 1,127 | 1,497 | 15,295 | אוטובוסים זעירים |
| Mercedes | 876 | 236 | 210 | 902 | 1,112 | 8,271 | מרצדס |
| Volkswagen | -215 | 410 | 68 | 127 | 195 | 2,913 | פולקסווגן |
| Ford | -310 | 344 | 31 | 3 | 34 | 2,497 | פורד |
| Other | -23 | 179 | 61 | 95 | 156 | 1,614 | אחר |
| Buses | 1,042 | 1,722 | 125 | 2,639 | 2,764 | 23,999 | אוטובוסים |
| Volvo | 176 | 206 | 10 | 372 | 382 | 4,725 | וולוו |
| Yutong | 6 | 38 | 10 | 34 | 44 | 2,437 | יוטונג |
| MAN | -444 | 491 | 11 | 36 | 47 | 3,067 | מ.א.ן. |
| Mercedes | -182 | 602 | 59 | 361 | 420 | 4,519 | מרצדס |
| Other | 1,486 | 385 | 35 | 1,836 | 1,871 | 9,251 | אחר |
| Special vehicles | 362 | 214 | 111 | 465 | 576 | 6,740 | כלי רכב מיוחדים |
| MAN | 77 | 50 | 11 | 116 | 127 | 1,219 | מ.א.ן. |
| Mercedes | 48 | 44 | 22 | 70 | 92 | 899 | מרצדס |
| Chevrolet | 29 | 63 | 3 | 89 | 92 | 1,577 | שבולט |
| Other | 208 | 57 | 75 | 190 | 265 | 3,045 | אחר |
| Motorcycles | 7,322 | 20,164 | 6,780 | 20,706 | 27,486 | 163,680 | אופנועים |
| BMW | 350 | 217 | 130 | 437 | 567 | 4,144 | ב.מ.וו |
| Dealim | -429 | 730 | 301 | 0 | 301 | 2,900 | דיאלים |
| Honda | 3,020 | 1,491 | 624 | 3,887 | 4,511 | 18,803 | הונדה |
| Yamaha | 1,816 | 2,253 | 780 | 3,289 | 4,069 | 25,092 | יאמאהא |
| Ssangyong | 689 | 5,591 | 1,112 | 5,168 | 6,280 | 42,284 | סאנגיונג |
| Piaggio | 86 | 1,283 | 665 | 704 | 1,369 | 9,989 | פיאג'ו |
| Kwangyang | -453 | 3,730 | 1,138 | 2,139 | 3,277 | 23,926 | קוואנגיאנג |
| Kawasaki | 302 | 759 | 304 | 757 | 1,061 | 7,445 | קוואסקי |
| KTM | 274 | 1,075 | 395 | 954 | 1,349 | 7,239 | ק.טי.אם |
| Other | 1,667 | 3,035 | 1,331 | 3,371 | 4,702 | 21,858 | אחר |

(1) private cars - see Table 45.

(2) The data **do not** include vehicles whose first use was during the year and have been subtracted during the same year.

(1) כלי רכב פרטיים - ראו בלוח 45.

(2) הנתונים **אינם** כוללים כלי רכב שעלו לכביש במהלך השנה ונגרעו באותה השנה.

**TABLE 45. ADDITIONS AND SUBTRACTIONS -
PRIVATE CARS, BY ENGINE CAPACITY
AND MANUFACTURER**

**לוח 45. תוספות וגרועות -
כלי רכב פרטיים,
לפי נפח מנוע ותוצר**

| Engine capacity and manufacturer | 2022 | | | | | מספרים מוחלטים ב-31.12.22 | נפח מנוע ותוצר |
|-------------------------------------|---------------------------|----------------|---------------------------|----------------|--------------------|------------------------------|--------------------|
| | Changes in number in 2022 | | | | | | |
| | שינוי נטו | נגרעו | שינויים במצבה ב-2022 | | | | |
| Net change | Subtracted | Added(1) | | | מזכה ב-31.12.22 | Number on 31.12.22 | |
| | | אחר | שנת עלייה לכביש | סך הכל | | | |
| | | Other | Year of first use 2022 | Total | | | |
| Grand total(2) | 120,753 | 191,657 | 52,774 | 259,636 | 312,410 | 3,433,026 | סך כולל(2) |
| Up to 1,000 | 12,407 | 5,386 | 2,123 | 15,670 | 17,793 | 188,599 | עד 1,000 |
| Hyundai | 4,111 | 787 | 203 | 4,695 | 4,898 | 34,447 | יונדאי |
| Skoda | 1,707 | 946 | 431 | 2,222 | 2,653 | 28,223 | סקודה |
| Kia | 1,402 | 400 | 149 | 1,653 | 1,802 | 17,973 | קיה |
| Other | 5,187 | 3,253 | 1,340 | 7,100 | 8,440 | 107,956 | אחר |
| 1,001-1,300 | 18,988 | 18,939 | 6,675 | 31,252 | 37,927 | 488,761 | 1,300-1,001 |
| Opel | 1,992 | 203 | 35 | 2,160 | 2,195 | 5,594 | אופל |
| Hyundai | 4,017 | 1,260 | 460 | 4,817 | 5,277 | 54,669 | יונדאי |
| Mitsubishi | 2,817 | 1,214 | 438 | 3,593 | 4,031 | 35,033 | מיטסובישי |
| Suzuki | 1,756 | 960 | 309 | 2,407 | 2,716 | 37,490 | סוזוקי |
| Citroen | 2,529 | 367 | 141 | 2,755 | 2,896 | 13,073 | סיטרואן |
| Fiat | -1,476 | 1,900 | 424 | - | 424 | 13,632 | פיאט |
| Peugeot | 2,077 | 1,029 | 470 | 2,636 | 3,106 | 25,492 | פיג'ו |
| Kia | 11,119 | 2,568 | 827 | 12,860 | 13,687 | 105,571 | קיה |
| Other | -5,843 | 9,438 | 3,571 | 24 | 3,595 | 198,207 | אחר |
| 1,301-1,600 | 18,093 | 112,626 | 24,392 | 106,327 | 130,719 | 1,716,693 | 1,600-1,301 |
| Opel | -1,642 | 2,474 | 828 | 4 | 832 | 29,251 | אופל |
| BMW | 758 | 587 | 332 | 1,013 | 1,345 | 12,137 | ב.מ.וו. |
| Honda | -1,894 | 3,227 | 623 | 710 | 1,333 | 48,516 | הונדה |
| Toyota | 1,362 | 10,029 | 2,354 | 9,037 | 11,391 | 230,161 | טויוטה |
| Hyundai | 13,685 | 16,823 | 3,740 | 26,768 | 30,508 | 320,812 | יונדאי |
| Mazda | -3,043 | 14,475 | 2,012 | 9,420 | 11,432 | 172,090 | מזדה |
| Mitsubishi | -1,542 | 3,735 | 390 | 1,803 | 2,193 | 30,675 | מיצובישי |
| Mercedes-Benz | 1,435 | 413 | 304 | 1,544 | 1,848 | 11,099 | מרצדס-בנץ |
| Nissan | -179 | 2,791 | 784 | 1,828 | 2,612 | 62,063 | ניסן |
| Saic | 4,917 | 157 | 51 | 5,023 | 5,074 | 8,053 | סאיק |
| Suzuki | 2,207 | 4,796 | 783 | 6,220 | 7,003 | 100,796 | סוזוקי |
| Seat | 4,384 | 1,241 | 341 | 5,284 | 5,625 | 30,285 | סיאט |
| Citroen | -1,774 | 3,953 | 778 | 1,401 | 2,179 | 26,904 | סיטרואן |
| Skoda | 4,168 | 3,721 | 1,116 | 6,773 | 7,889 | 82,262 | סקודה |
| Volkswagen | -876 | 3,486 | 824 | 1,786 | 2,610 | 49,632 | פולקסווגן |
| Ford | -6,812 | 8,210 | 1,142 | 256 | 1,398 | 69,515 | פורד |
| Peugeot | -1,368 | 4,733 | 766 | 2,599 | 3,365 | 36,144 | פיג'ו |
| Chery | - | - | - | 932 | 932 | 932 | צ'רי |
| Kia | 9,364 | 5,514 | 2,011 | 12,867 | 14,878 | 169,952 | קיה |
| Renault | -2,977 | 7,743 | 2,333 | 2,433 | 4,766 | 70,743 | רנו |
| Chevrolet | -2,619 | 7,680 | 1,125 | 3,936 | 5,061 | 66,079 | שבברולט |
| Other | -393 | 6,838 | 1,755 | 4,690 | 6,445 | 88,592 | אחר |
| 1,601-1,800 | 7,822 | 9,382 | 3,601 | 13,603 | 17,204 | 224,639 | 1,800-1,601 |
| Toyota | 12,282 | 2,708 | 1,412 | 13,578 | 14,990 | 129,256 | טויוטה |
| Nissan | -986 | 1,241 | 255 | - | 255 | 11,129 | ניסן |
| Renault | 38 | 20 | 33 | 25 | 58 | 594 | רנו |
| Other | -3,512 | 5,413 | 1,901 | - | 1,901 | 83,660 | אחר |

**TABLE 45. ADDITIONS AND SUBTRACTIONS -
PRIVATE CARS, BY ENGINE CAPACITY
AND MANUFACTURER (Cont.)**

**לוח 45. תוספות וגרועות -
כלי רכב פרטיים,
לפי נפח מנוע ותוצר (המשך)**

| Engine capacity and manufacturer | 2022 | | | | | מספרים מוחלטים ב-31.12.22 | מנע ב-31.12.22 | נפח מנוע ותוצר |
|-------------------------------------|----------------------|---------------|--|-----------------|-----------------------|------------------------------|-------------------|--------------------|
| | שינויים במצבה ב-2022 | | | | | | | |
| | שינוי נטו | נגרעו | נוספו(1) | | | | | |
| Net change | Subtracted | אחר Other | שנת עלייה לכביש Year of first use 2022 | סך הכל Total | Number on 31.12.22 | | | |
| 1,801-2,000 | 16,822 | 29,382 | 8,959 | 37,245 | 46,204 | 504,185 | | 2,000-1,801 |
| Audi | 594 | 857 | 399 | 1,052 | 1,451 | 12,241 | | אודי |
| BMW | 1,612 | 1,014 | 586 | 2,040 | 2,626 | 17,878 | | ב.מ.וו. |
| Jeep | 873 | 26 | 26 | 873 | 899 | 1,744 | | ג'יפ |
| Honda | -930 | 1,328 | 267 | 131 | 398 | 16,348 | | הונדה |
| Volvo | 561 | 617 | 232 | 946 | 1,178 | 12,174 | | וולוו |
| Toyota | -330 | 818 | 244 | 244 | 488 | 21,073 | | טויוטה |
| Hyundai | 1,386 | 2,298 | 961 | 2,723 | 3,684 | 62,313 | | יונדאי |
| Mazda | 2,200 | 7,571 | 1,712 | 8,059 | 9,771 | 116,097 | | מזדה |
| Mitsubishi | 779 | 2,007 | 678 | 2,108 | 2,786 | 60,154 | | מיצובישי |
| Nissan | 980 | 644 | 269 | 1,355 | 1,624 | 17,099 | | ניסן |
| Subaru | 390 | 2,091 | 492 | 1,989 | 2,481 | 35,451 | | סובארו |
| Skoda | 1,835 | 1,586 | 749 | 2,672 | 3,421 | 20,567 | | סקודה |
| Cadillac | 407 | 86 | 48 | 445 | 493 | 1,871 | | קאדילק |
| Kia | 6,406 | 1,192 | 473 | 7,125 | 7,598 | 42,085 | | קיה |
| Chrysler | 189 | 143 | 59 | 273 | 332 | 2,225 | | קרייזלר |
| Other | -130 | 7,104 | 1,764 | 5,210 | 6,974 | 64,865 | | אחר |
| 2,001-3,000 | 17,315 | 4,230 | 4,230 | 23,539 | 27,769 | 194,886 | | 3,000-2,001 |
| BMW | 741 | 956 | 560 | 1,137 | 1,697 | 10,395 | | ב.מ.וו. |
| Toyota | 7,994 | 1,155 | 499 | 8,650 | 9,149 | 51,975 | | טויוטה |
| Hyundai | 333 | 1,056 | 354 | 1,035 | 1,389 | 20,108 | | יונדאי |
| Mazda | 769 | 601 | 143 | 1,227 | 1,370 | 9,199 | | מזדה |
| Mitsubishi | 2,775 | 330 | 94 | 3,011 | 3,105 | 13,180 | | מיצובישי |
| Mercedes | 543 | 1,281 | 846 | 978 | 1,824 | 16,274 | | מרצדס |
| Subaru | 2,078 | 321 | 143 | 2,256 | 2,399 | 12,706 | | סובארו |
| Kia | 2,076 | 502 | 258 | 2,320 | 2,578 | 12,166 | | קיה |
| Other | 6 | 4,252 | 1,333 | 2,925 | 4,258 | 48,883 | | אחר |
| 3,001-4,000 | 1,155 | 4,348 | 1,901 | 3,602 | 5,503 | 63,901 | | 4,000-3,001 |
| Jeep | 1,261 | 91 | 71 | 1,281 | 1,352 | 3,295 | | ג'יפ |
| Cadillac | 144 | 198 | 79 | 263 | 342 | 2,544 | | קאדילק |
| Cherysler | -42 | 649 | 284 | 323 | 607 | 11,728 | | קרייזלר |
| Chevrolet | -349 | 1,300 | 337 | 614 | 951 | 12,450 | | שברוולט |
| Other | 141 | 2,110 | 1,130 | 1,121 | 2,251 | 33,884 | | אחר |
| 4,001+ | 325 | 819 | 713 | 431 | 1,144 | 9,656 | | +4,001 |
| Not known | 27,826 | 321 | 180 | 27,967 | 28,147 | 41,706 | | לא ידוע |
| Aiways | 1,310 | 1 | - | 1,311 | 1,311 | 1,740 | | איוויס |
| BYD | - | - | - | 3,712 | 3,712 | 3,712 | | בי.וו.י.די. |
| Geely | 6,811 | 3 | - | 6,814 | 6,814 | 6,974 | | ג'ילי |
| Tesla | 5,608 | 63 | 11 | 5,660 | 5,671 | 11,900 | | טסלה |
| Hyundai | 2,789 | 11 | 6 | 2,794 | 2,800 | 3,229 | | יונדאי |
| Skoda | 1,334 | 4 | 2 | 1,336 | 1,338 | 1,373 | | סקודה |
| Other | 6,262 | 239 | 161 | 6,340 | 6,501 | 12,778 | | אחר |

(1) The data **do not** include vehicles whose first use was during the year but have been subtracted.

(1) הנתונים אינם כוללים כלי רכב שעלו לכביש במהלך השנה אך נגרעו.

(2) Incl. engine capacity not known.

(2) כולל נפח מנוע לא ידוע.

תאריך רישום ראשוני
FIRST DATE OF REGISTRATION

לוח 46. כלי רכב מנועיים, לפי תאריך רישום ראשוני(1) וסוג כלי רכב

| מספרים מוחלטים | | | | | | | | | | | | | | |
|----------------|-----------------------------------|---------------------------|--------------------|-----------------|-------------------|-----------------|----------------------|---------------|----------------|---------------|-------------------------|----------------|--------------------|-----------------|
| Truck | משאית | | | | | Private car | | | | | | סך כולל | תאריך רישום ראשוני | |
| | אחר ולא ידוע Other & not known | גורר-תומך Road tractor | רכינה Tip-lorry | סגורה Closed | רגילה Ordinary | סך הכל Total | נפח מנוע (סמ"ק) | | | | | | | סך הכל Total |
| | | | | | | | Engine capacity (cc) | | | | | | | |
| | | | | | | | 3,001+ | 2,001-3,000 | 1,601-2,000 | 1,301-1,600 | עד 1,300 Up to 1,300 | | | |
| Grand total | | | | | | | | | | | | | | |
| 1,249 | 1,128 | 991 | 11,198 | 8,520 | 23,086 | 4,514 | 24,422 | 52,451 | 136,911 | 47,257 | 265,555 | 319,775 | 2022 | |
| 274 | 249 | 199 | 1,651 | 1,231 | 3,604 | 702 | 4,156 | 8,953 | 19,489 | 5,876 | 39,176 | 46,202 | ינואר | |
| 110 | 79 | 105 | 1,118 | 918 | 2,330 | 337 | 1,990 | 4,883 | 12,509 | 4,026 | 23,745 | 28,342 | פברואר | |
| 123 | 82 | 141 | 1,189 | 1,079 | 2,614 | 362 | 2,619 | 4,332 | 14,678 | 5,274 | 27,265 | 32,684 | מרץ | |
| 104 | 55 | 80 | 971 | 728 | 1,938 | 405 | 1,829 | 4,225 | 9,412 | 4,034 | 19,905 | 24,133 | אפריל | |
| 110 | 107 | 72 | 1,021 | 630 | 1,940 | 505 | 2,324 | 5,072 | 10,935 | 5,515 | 24,351 | 29,246 | מאי | |
| 109 | 96 | 86 | 731 | 677 | 1,699 | 530 | 2,381 | 4,305 | 10,729 | 5,361 | 23,306 | 28,180 | יוני | |
| 88 | 114 | 89 | 1,175 | 892 | 2,358 | 406 | 2,211 | 3,918 | 10,453 | 4,726 | 21,714 | 26,906 | יולי | |
| 98 | 143 | 91 | 882 | 722 | 1,936 | 386 | 2,440 | 4,124 | 10,400 | 3,364 | 20,714 | 25,675 | אוגוסט | |
| 87 | 72 | 62 | 688 | 572 | 1,481 | 309 | 1,389 | 3,473 | 8,630 | 2,697 | 16,498 | 20,592 | ספטמבר | |
| 57 | 43 | 39 | 574 | 363 | 1,076 | 232 | 1,422 | 3,178 | 10,080 | 2,557 | 17,469 | 20,762 | אוקטובר | |
| 73 | 74 | 21 | 716 | 561 | 1,445 | 237 | 1,299 | 4,445 | 13,486 | 2,555 | 22,022 | 25,853 | נובמבר | |
| 16 | 14 | 6 | 482 | 147 | 665 | 103 | 362 | 1,543 | 6,110 | 1,272 | 9,390 | 11,200 | דצמבר | |
| 1,316 | 1,145 | 943 | 12,716 | 8,273 | 24,393 | 4,779 | 22,872 | 70,746 | 131,131 | 61,039 | 290,567 | 346,355 | 2021 | |
| 233 | 219 | 197 | 1,575 | 1,142 | 3,366 | 692 | 3,467 | 14,019 | 20,334 | 11,945 | 50,457 | 57,318 | ינואר | |
| 118 | 112 | 105 | 1,169 | 1,014 | 2,518 | 445 | 1,446 | 6,272 | 10,611 | 6,018 | 24,792 | 29,433 | פברואר | |
| 108 | 108 | 68 | 1,258 | 632 | 2,174 | 411 | 1,777 | 6,294 | 12,474 | 6,456 | 27,412 | 31,938 | מרץ | |
| 123 | 112 | 88 | 1,140 | 525 | 1,988 | 408 | 2,069 | 6,398 | 11,340 | 5,353 | 25,568 | 30,351 | אפריל | |
| 112 | 116 | 94 | 1,157 | 673 | 2,152 | 488 | 2,183 | 6,607 | 13,719 | 5,660 | 28,657 | 33,979 | מאי | |
| 135 | 114 | 99 | 1,012 | 823 | 2,183 | 504 | 2,458 | 6,865 | 16,341 | 5,978 | 32,146 | 37,602 | יוני | |
| 137 | 93 | 62 | 982 | 820 | 2,094 | 471 | 2,159 | 6,392 | 11,107 | 4,728 | 24,857 | 29,916 | יולי | |
| 142 | 82 | 78 | 1,049 | 915 | 2,266 | 373 | 2,230 | 5,961 | 12,177 | 5,171 | 25,912 | 31,283 | אוגוסט | |
| 43 | 54 | 56 | 571 | 523 | 1,247 | 201 | 1,255 | 2,283 | 5,354 | 2,349 | 11,442 | 14,473 | ספטמבר | |
| 94 | 76 | 63 | 1,258 | 662 | 2,153 | 386 | 2,002 | 4,273 | 8,433 | 3,752 | 18,846 | 23,612 | אוקטובר | |
| 51 | 53 | 29 | 1,136 | 404 | 1,673 | 304 | 1,298 | 3,788 | 6,555 | 3,085 | 15,030 | 18,787 | נובמבר | |
| 20 | 6 | 4 | 409 | 140 | 579 | 96 | 528 | 1,594 | 2,686 | 544 | 5,448 | 7,663 | דצמבר | |
| 983 | 770 | 700 | 8,810 | 5,211 | 16,474 | 3,125 | 13,608 | 57,239 | 92,368 | 51,088 | 217,428 | 258,142 | (2)2020 | |
| 213 | 145 | 110 | 1,540 | 932 | 2,940 | 550 | 2,518 | 12,670 | 20,683 | 7,884 | 44,305 | 50,727 | ינואר | |
| 100 | 80 | 78 | 1,026 | 592 | 1,876 | 332 | 1,488 | 6,352 | 11,000 | 4,639 | 23,811 | 27,815 | פברואר | |
| 82 | 77 | 71 | 701 | 368 | 1,299 | 246 | 1,027 | 4,470 | 7,842 | 4,469 | 18,054 | 20,916 | מרץ | |
| 37 | 36 | 29 | 194 | 172 | 468 | 87 | 213 | 564 | 743 | 349 | 1,956 | 3,320 | אפריל | |
| 60 | 48 | 62 | 700 | 353 | 1,223 | 227 | 949 | 3,059 | 4,341 | 3,033 | 11,609 | 14,935 | מאי | |
| 82 | 57 | 80 | 749 | 539 | 1,507 | 289 | 1,682 | 5,263 | 9,696 | 5,582 | 22,512 | 26,582 | יוני | |
| 87 | 83 | 61 | 845 | 483 | 1,559 | 303 | 1,457 | 5,480 | 9,374 | 6,251 | 22,865 | 26,756 | יולי | |
| 119 | 77 | 61 | 926 | 505 | 1,688 | 311 | 1,232 | 4,584 | 8,362 | 5,783 | 20,272 | 24,209 | אוגוסט | |
| 73 | 59 | 53 | 703 | 354 | 1,242 | 258 | 1,085 | 4,992 | 7,458 | 5,503 | 19,296 | 22,506 | ספטמבר | |
| 75 | 55 | 45 | 592 | 421 | 1,188 | 222 | 806 | 4,119 | 5,271 | 3,572 | 13,990 | 17,037 | אוקטובר | |
| 37 | 41 | 44 | 598 | 380 | 1,100 | 213 | 853 | 4,662 | 6,175 | 2,952 | 14,855 | 17,970 | נובמבר | |
| 18 | 12 | 6 | 236 | 112 | 384 | 87 | 298 | 1,024 | 1,423 | 1,071 | 3,903 | 5,369 | דצמבר | |
| 1,042 | 977 | 674 | 11,166 | 5,238 | 19,097 | 3,787 | 15,853 | 69,477 | 104,591 | 59,824 | 253,532 | 300,261 | 2019 | |
| 153 | 202 | 95 | 1,562 | 787 | 2,799 | 508 | 2,519 | 9,705 | 16,567 | 10,509 | 39,808 | 45,616 | ינואר | |
| 105 | 101 | 61 | 1,077 | 484 | 1,828 | 327 | 2,147 | 5,778 | 9,280 | 6,621 | 24,153 | 28,043 | פברואר | |
| 85 | 83 | 86 | 1,218 | 565 | 2,037 | 381 | 1,820 | 7,927 | 12,373 | 6,359 | 28,860 | 33,232 | מרץ | |
| 93 | 93 | 77 | 809 | 456 | 1,528 | 349 | 1,176 | 6,192 | 8,698 | 5,799 | 22,214 | 25,866 | אפריל | |
| 120 | 107 | 69 | 805 | 510 | 1,611 | 366 | 1,143 | 6,914 | 8,224 | 4,565 | 21,212 | 25,487 | מאי | |
| 94 | 99 | 43 | 942 | 422 | 1,600 | 327 | 1,089 | 6,190 | 9,305 | 5,243 | 22,154 | 26,234 | יוני | |
| 105 | 88 | 73 | 1,102 | 437 | 1,805 | 329 | 1,444 | 7,028 | 9,891 | 5,119 | 23,811 | 28,364 | יולי | |
| 85 | 77 | 54 | 763 | 430 | 1,409 | 303 | 1,178 | 5,446 | 7,327 | 4,212 | 18,466 | 22,263 | אוגוסט | |
| 84 | 42 | 55 | 1,089 | 380 | 1,650 | 290 | 1,126 | 5,223 | 7,085 | 4,154 | 17,878 | 21,998 | ספטמבר | |
| 48 | 57 | 42 | 667 | 249 | 1,063 | 227 | 826 | 3,961 | 6,790 | 3,038 | 14,842 | 17,819 | אוקטובר | |
| 35 | 13 | 14 | 738 | 323 | 1,123 | 282 | 1,021 | 3,915 | 7,146 | 3,338 | 15,702 | 18,866 | נובמבר | |
| 35 | 15 | 5 | 394 | 195 | 644 | 98 | 364 | 1,198 | 1,905 | 867 | 4,432 | 6,473 | דצמבר | |

(1) הנתונים המופיעים בלוח כוללים את כל כלי הרכב המנועיים שנרשמו לפי חודש הרישום בפועל, גם אם תוקף רישומו פג במהלך השנים.
 (2) ניתן לזהות את הירידה במספרים בתקופות הסגרים שהונהגו בעקבות מגפת הקורונה, בעיקר בחודשי אפריל-מאי.

TABLE 46. MOTOR VEHICLES, BY FIRST DATE OF REGISTRATION(1) AND TYPE OF VEHICLE

Absolute numbers

| First date of registration | מוטורס | | | | | כלי רכב מיוחד | | | אוטובוס | | | | אוטובוס זעיר | | | מונית | | | | | | | | | | | | |
|----------------------------|----------------------|--------------|--------------|-----------------|---------------|---------------|--------------|------------|------------|-----------|--------------|--------------|--------------|--------------|--------------|--------------|--------|-------|-------------------|-----------|-------|---------|---------|--------|-------|---------|--------|-------|
| | Engine capacity (cc) | | | | | סך הכל | אחר ולא ידוע | אמבולנס | סך הכל | פרטי | סיור | ציבורי | סך הכל | פרטי | ציבורי | | סך הכל | | | | | | | | | | | |
| | 401+ | 126-400 | 51-125 | נפח מנוע (סמ"ק) | Up to עד 50 | | | | | | | | | | | | | Total | Other & not known | Ambulance | Total | Private | Touring | Public | Total | Private | Public | Total |
| | | | | | | | | | | | | | | | | | | | | | | | | | | | | |
| 2022 | 6,867 | 8,237 | 5,535 | 794 | 21,433 | 358 | 130 | 488 | 1 | 99 | 2,548 | 2,648 | 113 | 1,152 | 1,265 | 5,300 | | | | | | | | | | | | |
| January | 859 | 668 | 448 | 109 | 2,084 | 66 | 12 | 78 | 1 | 4 | 319 | 324 | 17 | 121 | 138 | 798 | | | | | | | | | | | | |
| February | 487 | 617 | 305 | 51 | 1,460 | 25 | 5 | 30 | 0 | 12 | 217 | 229 | 10 | 97 | 107 | 441 | | | | | | | | | | | | |
| March | 575 | 663 | 429 | 79 | 1,746 | 33 | 17 | 50 | 0 | 0 | 280 | 280 | 10 | 97 | 107 | 622 | | | | | | | | | | | | |
| April | 614 | 636 | 430 | 77 | 1,757 | 17 | 20 | 37 | 0 | 10 | 111 | 121 | 9 | 67 | 76 | 299 | | | | | | | | | | | | |
| May | 779 | 756 | 557 | 78 | 2,170 | 26 | 5 | 31 | 0 | 32 | 204 | 236 | 10 | 71 | 81 | 437 | | | | | | | | | | | | |
| June | 710 | 984 | 580 | 45 | 2,319 | 35 | 20 | 55 | 0 | 7 | 169 | 176 | 8 | 127 | 135 | 490 | | | | | | | | | | | | |
| July | 690 | 872 | 550 | 50 | 2,162 | 24 | 1 | 25 | 0 | 3 | 106 | 109 | 11 | 96 | 107 | 431 | | | | | | | | | | | | |
| August | 614 | 750 | 620 | 75 | 2,059 | 38 | 3 | 41 | 0 | 9 | 329 | 338 | 8 | 181 | 189 | 398 | | | | | | | | | | | | |
| September | 503 | 758 | 543 | 61 | 1,865 | 35 | 16 | 51 | 0 | 7 | 144 | 151 | 7 | 94 | 101 | 445 | | | | | | | | | | | | |
| October | 409 | 647 | 433 | 29 | 1,518 | 14 | 9 | 23 | 0 | 0 | 225 | 225 | 3 | 99 | 102 | 349 | | | | | | | | | | | | |
| November | 451 | 614 | 396 | 94 | 1,555 | 26 | 2 | 28 | 0 | 3 | 253 | 256 | 14 | 80 | 94 | 453 | | | | | | | | | | | | |
| December | 176 | 272 | 244 | 46 | 738 | 19 | 20 | 39 | 0 | 12 | 191 | 203 | 6 | 22 | 28 | 137 | | | | | | | | | | | | |
| 2021 | 6,535 | 8,328 | 6,157 | 633 | 21,653 | 343 | 192 | 535 | 7 | 78 | 2,435 | 2,520 | 202 | 1,096 | 1,298 | 5,389 | | | | | | | | | | | | |
| January | 683 | 952 | 675 | 74 | 2,384 | 45 | 37 | 82 | 0 | 0 | 218 | 218 | 20 | 109 | 129 | 682 | | | | | | | | | | | | |
| February | 423 | 560 | 400 | 90 | 1,473 | 31 | 14 | 45 | 0 | 12 | 172 | 184 | 18 | 64 | 82 | 339 | | | | | | | | | | | | |
| March | 492 | 679 | 432 | 78 | 1,681 | 35 | 8 | 43 | 0 | 6 | 166 | 172 | 21 | 68 | 89 | 367 | | | | | | | | | | | | |
| April | 648 | 778 | 475 | 35 | 1,936 | 22 | 11 | 33 | 2 | 11 | 132 | 145 | 15 | 95 | 110 | 571 | | | | | | | | | | | | |
| May | 764 | 892 | 551 | 50 | 2,257 | 21 | 17 | 38 | 2 | 19 | 160 | 181 | 17 | 135 | 152 | 542 | | | | | | | | | | | | |
| June | 809 | 850 | 607 | 37 | 2,303 | 30 | 17 | 47 | 2 | 8 | 195 | 205 | 18 | 116 | 134 | 584 | | | | | | | | | | | | |
| July | 697 | 743 | 606 | 48 | 2,094 | 37 | 24 | 61 | 0 | 4 | 200 | 204 | 15 | 109 | 124 | 482 | | | | | | | | | | | | |
| August | 572 | 876 | 596 | 53 | 2,097 | 49 | 20 | 69 | 1 | 15 | 197 | 213 | 23 | 161 | 184 | 542 | | | | | | | | | | | | |
| September | 424 | 476 | 293 | 23 | 1,216 | 25 | 9 | 34 | 0 | 0 | 195 | 195 | 7 | 70 | 77 | 262 | | | | | | | | | | | | |
| October | 438 | 792 | 471 | 49 | 1,750 | 18 | 13 | 31 | 0 | 1 | 286 | 287 | 12 | 74 | 86 | 459 | | | | | | | | | | | | |
| November | 352 | 563 | 390 | 42 | 1,347 | 15 | 16 | 31 | 0 | 2 | 236 | 238 | 14 | 67 | 81 | 387 | | | | | | | | | | | | |
| December | 233 | 167 | 661 | 54 | 1,115 | 15 | 6 | 21 | 0 | 0 | 278 | 278 | 22 | 28 | 50 | 172 | | | | | | | | | | | | |
| 2020 (2) | 5,398 | 6,791 | 5,792 | 526 | 18,507 | 325 | 158 | 483 | 11 | 67 | 1,299 | 1,377 | 158 | 896 | 1,054 | 2,819 | | | | | | | | | | | | |
| January | 865 | 862 | 469 | 25 | 2,221 | 49 | 12 | 61 | 5 | 23 | 270 | 298 | 26 | 189 | 215 | 687 | | | | | | | | | | | | |
| February | 477 | 461 | 366 | 15 | 1,319 | 47 | 9 | 56 | 1 | 3 | 152 | 156 | 14 | 164 | 178 | 419 | | | | | | | | | | | | |
| March | 368 | 383 | 307 | 22 | 1,080 | 34 | 14 | 48 | 1 | 9 | 85 | 95 | 26 | 77 | 103 | 237 | | | | | | | | | | | | |
| April | 172 | 203 | 402 | 35 | 812 | 10 | 1 | 11 | 0 | 1 | 27 | 28 | 0 | 11 | 11 | 34 | | | | | | | | | | | | |
| May | 488 | 692 | 604 | 29 | 1,813 | 35 | 9 | 44 | 0 | 13 | 64 | 77 | 12 | 46 | 58 | 111 | | | | | | | | | | | | |
| June | 618 | 817 | 588 | 48 | 2,071 | 21 | 25 | 46 | 0 | 9 | 124 | 133 | 11 | 84 | 95 | 218 | | | | | | | | | | | | |
| July | 607 | 716 | 609 | 16 | 1,948 | 31 | 5 | 36 | 3 | 3 | 98 | 104 | 19 | 76 | 95 | 149 | | | | | | | | | | | | |
| August | 546 | 643 | 533 | 52 | 1,774 | 23 | 24 | 47 | 1 | 3 | 116 | 120 | 10 | 100 | 110 | 198 | | | | | | | | | | | | |
| September | 380 | 514 | 546 | 58 | 1,498 | 30 | 7 | 37 | 0 | 1 | 68 | 69 | 10 | 58 | 68 | 296 | | | | | | | | | | | | |
| October | 286 | 541 | 622 | 52 | 1,501 | 21 | 28 | 49 | 0 | 0 | 139 | 139 | 8 | 25 | 33 | 137 | | | | | | | | | | | | |
| November | 400 | 624 | 485 | 65 | 1,574 | 22 | 12 | 34 | 0 | 1 | 95 | 96 | 13 | 41 | 54 | 257 | | | | | | | | | | | | |
| December | 191 | 335 | 261 | 109 | 896 | 2 | 12 | 14 | 0 | 1 | 61 | 62 | 9 | 25 | 34 | 76 | | | | | | | | | | | | |
| 2019 | 5,170 | 7,397 | 4,961 | 290 | 17,818 | 344 | 179 | 523 | 107 | 55 | 2,373 | 2,535 | 287 | 1,330 | 1,617 | 5,139 | | | | | | | | | | | | |
| January | 440 | 814 | 389 | 56 | 1,699 | 44 | 11 | 55 | 32 | 8 | 420 | 460 | 26 | 112 | 138 | 657 | | | | | | | | | | | | |
| February | 368 | 483 | 330 | 18 | 1,199 | 28 | 9 | 37 | 17 | 13 | 272 | 302 | 32 | 76 | 108 | 416 | | | | | | | | | | | | |
| March | 502 | 605 | 396 | 35 | 1,538 | 24 | 17 | 41 | 12 | 2 | 175 | 189 | 28 | 84 | 112 | 455 | | | | | | | | | | | | |
| April | 493 | 561 | 362 | 16 | 1,432 | 20 | 17 | 37 | 3 | 3 | 110 | 116 | 13 | 115 | 128 | 411 | | | | | | | | | | | | |
| May | 486 | 676 | 640 | 23 | 1,825 | 34 | 20 | 54 | 6 | 7 | 163 | 176 | 25 | 125 | 150 | 459 | | | | | | | | | | | | |
| June | 528 | 656 | 489 | 26 | 1,699 | 43 | 5 | 48 | 1 | 1 | 193 | 195 | 25 | 91 | 116 | 422 | | | | | | | | | | | | |
| July | 544 | 823 | 464 | 29 | 1,860 | 28 | 12 | 40 | 3 | 2 | 248 | 253 | 24 | 170 | 194 | 401 | | | | | | | | | | | | |
| August | 375 | 632 | 474 | 20 | 1,501 | 25 | 29 | 54 | 8 | 4 | 196 | 208 | 31 | 198 | 229 | 396 | | | | | | | | | | | | |
| September | 409 | 700 | 472 | 23 | 1,604 | 25 | 17 | 42 | 7 | 7 | 178 | 192 | 23 | 137 | 160 | 472 | | | | | | | | | | | | |
| October | 385 | 502 | 297 | 1 | 1,185 | 34 | 7 | 41 | 6 | 1 | 159 | 166 | 19 | 95 | 114 | 408 | | | | | | | | | | | | |
| November | 405 | 535 | 395 | 16 | 1,351 | 27 | 23 | 50 | 5 | 4 | 126 | 135 | 20 | 71 | 91 | 414 | | | | | | | | | | | | |
| December | 235 | 410 | 253 | 27 | 925 | 12 | 12 | 24 | 7 | 3 | 133 | 143 | 21 | 56 | 77 | 228 | | | | | | | | | | | | |

(1) The data in the table include all motor vehicles registered by the actual month of registration, even if their licences expired over the years.

(2) The reduction in registrations in 2020 is a result of the closures during the COVID-19 pandemic, especially in April-May.

**כלי רכב מעורבים בתאונות דרכים
עם נפגעים
VEHICLES INVOLVED IN ROAD ACCIDENTS
WITH CASUALTIES**

**לוח 47. כלי רכב מעורבים בתאונות דרכים עם נפגעים (ת"ד מורחב), (1)(2)
לפי סוג תאונה, חומרה וסוג כלי רכב**

2022

מספרים מוחלטים, למעט שיעור ל-1,000 כלי רכב

| משאית מעל 3.5 טונות (משקל כולל) Truck over 3.5 tons (gross weight) | | | | | משאית עד 3.5 טונות (משקל כולל) Truck up to 3.5 tons (gross weight) | | | כלי רכב פרטי, לפי נפח מנוע (סמ"ק) Private car, by engine capacity (cc) | | | | סך כולל | סוג תאונה וחומרה |
|--|---------------|---------------|--------------|-----------------|--|--------------|-----------------|---|-----------------|-------------------|-----------------------|-------------|------------------------------|
| 34.0+ | 16.0- 33.9 | 12.1- 15.9 | 3.6- 12.0 | סך הכל Total | לא אחודה Pick-up | אחודה Van | סך הכל Total | 1,601+ | 1,301- 1,600 | עד 1,300 Up to | סך הכל(3) Total(3) | Grand total | |
| 6.5 | 7.3 | 5.2 | 4.6 | 5.3 | 4.9 | 3.9 | 4.3 | 3.4 | 3.6 | 3.4 | 3.6 | 4.7 | שיעור ל-1,000 כלי רכב |
| 63 | 168 | 52 | 371 | 654 | 356 | 435 | 791 | 3,412 | 6,275 | 2,280 | 12,328 | 18,569 | כל כלי הרכב |
| 14 | 27 | 9 | 27 | 77 | 20 | 22 | 42 | 97 | 131 | 53 | 297 | 607 | קטלניות |
| 14 | 45 | 11 | 78 | 148 | 81 | 91 | 172 | 566 | 961 | 318 | 1,889 | 3,736 | קשות |
| 35 | 96 | 32 | 266 | 429 | 255 | 322 | 577 | 2,749 | 5,183 | 1,909 | 10,142 | 14,226 | קלות |
| 5 | 25 | 6 | 44 | 80 | 54 | 61 | 115 | 484 | 861 | 315 | 1,706 | 2,621 | פגיעה בהולך רגל |
| 2 | 7 | 2 | 4 | 15 | 5 | 7 | 12 | 24 | 25 | 15 | 65 | 136 | קטלניות |
| 1 | 6 | | 11 | 18 | 22 | 20 | 42 | 113 | 205 | 64 | 386 | 641 | קשות |
| 2 | 12 | 4 | 29 | 47 | 27 | 34 | 61 | 347 | 631 | 236 | 1,255 | 1,844 | קלות |
| 53 | 130 | 42 | 292 | 517 | 272 | 345 | 617 | 2,634 | 4,856 | 1,794 | 9,576 | 14,013 | התנגשות ברכב נע |
| 11 | 18 | 7 | 22 | 58 | 12 | 15 | 27 | 63 | 91 | 33 | 199 | 391 | קטלניות |
| 11 | 36 | 10 | 56 | 113 | 53 | 64 | 117 | 365 | 616 | 227 | 1,246 | 2,363 | קשות |
| 31 | 76 | 25 | 214 | 346 | 207 | 266 | 473 | 2,206 | 4,149 | 1,534 | 8,131 | 11,259 | קלות |
| 21 | 58 | 12 | 151 | 242 | 146 | 196 | 342 | 1,604 | 2,998 | 1,118 | 5,858 | 8,211 | חזית אל צד |
| 1 | | 1 | 3 | 5 | 4 | 4 | 8 | 20 | 25 | 9 | 54 | 104 | קטלניות |
| 3 | 17 | 2 | 20 | 42 | 22 | 33 | 55 | 136 | 241 | 94 | 482 | 951 | קשות |
| 17 | 41 | 9 | 128 | 195 | 120 | 159 | 279 | 1,448 | 2,732 | 1,015 | 5,322 | 7,156 | קלות |
| 13 | 26 | 15 | 60 | 114 | 40 | 52 | 92 | 373 | 618 | 240 | 1,274 | 1,984 | חזית באחור |
| 8 | 6 | 3 | 11 | 28 | 4 | 6 | 10 | 20 | 26 | 15 | 65 | 132 | קטלניות |
| 1 | 10 | 8 | 20 | 39 | 11 | 13 | 24 | 88 | 126 | 55 | 279 | 543 | קשות |
| 4 | 10 | 4 | 29 | 47 | 25 | 33 | 58 | 265 | 466 | 170 | 930 | 1,309 | קלות |
| 14 | 21 | 8 | 31 | 74 | 31 | 44 | 75 | 288 | 547 | 217 | 1,092 | 1,926 | צד בצד |
| 1 | 3 | 1 | 3 | 8 | | 1 | 1 | 3 | 5 | 3 | 12 | 43 | קטלניות |
| 5 | 5 | | 7 | 17 | 7 | 7 | 14 | 51 | 114 | 38 | 203 | 456 | קשות |
| 8 | 13 | 7 | 21 | 49 | 24 | 36 | 60 | 234 | 428 | 176 | 877 | 1,427 | קלות |
| 4 | 24 | 6 | 48 | 82 | 52 | 48 | 100 | 349 | 664 | 204 | 1,284 | 1,778 | חזית בחזית |
| 1 | 9 | 2 | 4 | 16 | 4 | 4 | 8 | 19 | 35 | 5 | 66 | 106 | קטלניות |
| 1 | 3 | | 8 | 12 | 11 | 10 | 21 | 89 | 133 | 37 | 275 | 390 | קשות |
| 2 | 12 | 4 | 36 | 54 | 37 | 34 | 71 | 241 | 496 | 162 | 943 | 1,282 | קלות |
| 1 | 1 | 1 | 2 | 5 | 3 | 5 | 8 | 20 | 29 | 15 | 68 | 114 | אחור אל צד/חזית |
| | | | 1 | 1 | | | | 1 | | 1 | 2 | 6 | קטלניות |
| 1 | 1 | | 1 | 3 | 2 | 1 | 3 | 1 | 2 | 3 | 7 | 23 | קשות |
| | | 1 | | 1 | 1 | 4 | 5 | 18 | 27 | 11 | 59 | 85 | קלות |
| 1 | 2 | 2 | 8 | 13 | 4 | 6 | 10 | 63 | 132 | 49 | 251 | 333 | התנגשות ברכב חונה |
| | 1 | | | 1 | | | | 2 | 5 | 2 | 11 | 14 | קטלניות |
| | 1 | | 4 | 5 | | 2 | 2 | 14 | 31 | 5 | 51 | 90 | קשות |
| 1 | | 2 | 4 | 7 | 4 | 4 | 8 | 47 | 96 | 42 | 189 | 229 | קלות |
| 3 | 3 | 2 | 5 | 13 | 6 | 11 | 17 | 115 | 215 | 57 | 392 | 555 | התנגשות בעצם דומם |
| 1 | 1 | | | 2 | 1 | | 1 | 2 | 6 | 1 | 9 | 25 | קטלניות |
| 1 | 1 | 1 | | 3 | | 2 | 2 | 32 | 62 | 14 | 109 | 184 | קשות |
| 1 | 1 | 1 | 5 | 8 | 5 | 9 | 14 | 81 | 147 | 42 | 274 | 346 | קלות |
| | | | 1 | 1 | 2 | | 2 | 14 | 18 | 2 | 35 | 51 | ירידה מהכביש |
| | | | | | | | | 1 | | | 1 | 2 | קטלניות |
| | | | 1 | 1 | | | | 4 | 1 | | 5 | 13 | קשות |
| | | | | | 2 | | 2 | 9 | 17 | 2 | 29 | 36 | קלות |
| 1 | 5 | | 8 | 14 | 7 | 6 | 13 | 47 | 104 | 34 | 187 | 281 | התהפכות |
| | | | | | 1 | | 1 | 3 | 2 | 1 | 6 | 11 | קטלניות |
| 1 | 1 | | 2 | 4 | 1 | 2 | 3 | 10 | 19 | 1 | 30 | 82 | קשות |
| | 4 | | 6 | 10 | 5 | 4 | 9 | 34 | 83 | 32 | 151 | 188 | קלות |
| | 3 | | 3 | 6 | 6 | 2 | 8 | 17 | 34 | 7 | 63 | 347 | החלקה |
| | | | | | 1 | | 1 | | 1 | 1 | 3 | 18 | קטלניות |
| | | | | | 1 | | 1 | 10 | 10 | 1 | 21 | 174 | קשות |
| | 3 | | 3 | 6 | 4 | 2 | 6 | 7 | 23 | 5 | 39 | 155 | קלות |
| | | | 2 | 2 | 2 | 1 | 3 | 2 | 4 | | 7 | 84 | פגיעה בנוסע בתוך רכב |
| | | | | | | | | | | | | 1 | קטלניות |
| | | | 1 | 1 | 1 | | 1 | 1 | 2 | | 3 | 59 | קשות |
| | | | 1 | 1 | 1 | 1 | 2 | 1 | 2 | | 4 | 24 | קלות |
| | | | | | | | | 3 | 2 | 2 | 7 | 42 | נפילה מרכב נע |
| | | | | | | | | | | | | | קטלניות |
| | | | | | | | | 1 | 2 | 1 | 4 | 33 | קשות |
| | | | | | | | | 2 | | 1 | 3 | 9 | קלות |
| | | | 8 | 8 | 3 | 3 | 6 | 33 | 49 | 20 | 104 | 242 | אחר ולא ידוע |

(1) כולל תאונות שאירעו באזור יהודה והשומרון.

(2) כולל רכב לא מנועי.

(3) כולל נפח לא ידוע.

(4) משנת 2011, כולל רכבת קלה (ירושלים).

TABLE 47. VEHICLES INVOLVED IN ROAD ACCIDENTS WITH CASUALTIES (R.A. Expanded),(1)(2) BY TYPE OF ACCIDENT, SEVERITY AND TYPE OF VEHICLE

Absolute numbers, except rate per 1,000 vehicles

2022

| Type of accident and severity | אחר Other | רכבת (4) Train | אופניים Bicycle | טרקטור Tractor | כלי רכב מיוחד Special vehicle | מונית Taxi | אוטובוס זעיר Minibus | אוטובוס Bus | אופנוע, לפי נפח מנוע (סמ"ק) Motorcycle, by engine capacity (cc) | | | | |
|--|--------------|----------------------|--------------------|-------------------|--|---------------|----------------------------|----------------|--|---------|---------|-----------------|-------|
| | | | | | | | | | עד 50 Up to 50 | 126-400 | 151-125 | סך הכל Total | |
| | | | | | | | | | | | | | 401+ |
| Rate per 1,000 vehicles | .. | .. | .. | .. | 2.7 | 18.9 | 8.9 | 23.8 | 13.0 | 10.8 | 13.8 | 41.5 | 13.0 |
| All vehicles | 1,230 | 10 | 200 | 89 | 18 | 423 | 136 | 570 | 590 | 709 | 674 | 147 | 2,120 |
| Fatal | 29 | 1 | 10 | 3 | 2 | 9 | 3 | 44 | 48 | 25 | 11 | 6 | 90 |
| Serious | 359 | 3 | 79 | 54 | 6 | 65 | 38 | 201 | 238 | 238 | 206 | 40 | 722 |
| Slight | 842 | 6 | 111 | 32 | 10 | 349 | 95 | 325 | 304 | 446 | 457 | 101 | 1,308 |
| Hitting a pedestrian | 235 | 3 | 14 | 5 | 2 | 106 | 23 | 151 | 22 | 47 | 77 | 35 | 181 |
| Fatal | 2 | 1 | | | 1 | 2 | 1 | 30 | 3 | 2 | 2 | | 7 |
| Serious | 55 | 2 | 5 | 3 | | 15 | 7 | 49 | 8 | 16 | 26 | 9 | 59 |
| Slight | 178 | | 9 | 2 | 1 | 89 | 15 | 72 | 11 | 29 | 49 | 26 | 115 |
| Collision with a moving vehicle | 828 | 5 | 148 | 45 | 13 | 299 | 102 | 298 | 439 | 537 | 496 | 93 | 1,565 |
| Fatal | 23 | | 8 | 1 | 1 | 7 | 2 | 11 | 28 | 17 | 5 | 4 | 54 |
| Serious | 221 | | 54 | 23 | 5 | 41 | 25 | 69 | 149 | 146 | 132 | 22 | 449 |
| Slight | 584 | 5 | 86 | 21 | 7 | 251 | 75 | 218 | 262 | 374 | 359 | 67 | 1,062 |
| Front to side | 395 | 4 | 75 | 27 | 8 | 192 | 64 | 172 | 207 | 277 | 303 | 45 | 832 |
| Fatal | 11 | | 1 | 1 | 1 | | | 6 | 8 | 4 | 4 | 1 | 17 |
| Serious | 88 | | 30 | 13 | 2 | 20 | 16 | 30 | 45 | 61 | 54 | 13 | 173 |
| Slight | 296 | 4 | 44 | 13 | 5 | 172 | 48 | 136 | 154 | 212 | 245 | 31 | 642 |
| Front to rear end | 141 | | 23 | 4 | 3 | 43 | 17 | 40 | 91 | 80 | 50 | 12 | 233 |
| Fatal | 4 | | 3 | | | 5 | | 2 | 11 | 4 | | | 15 |
| Serious | 50 | | 8 | 1 | 3 | 10 | 6 | 18 | 41 | 33 | 28 | 3 | 105 |
| Slight | 87 | | 12 | 3 | | 28 | 11 | 20 | 39 | 43 | 22 | 9 | 113 |
| Sideswipe | 184 | 1 | 38 | 9 | | 34 | 9 | 50 | 102 | 134 | 101 | 23 | 360 |
| Fatal | 2 | | 4 | | | 1 | | 2 | 5 | 6 | | 2 | 13 |
| Serious | 52 | | 12 | 5 | | 8 | 1 | 14 | 48 | 40 | 40 | 2 | 130 |
| Slight | 130 | 1 | 22 | 4 | | 25 | 8 | 34 | 49 | 88 | 61 | 19 | 217 |
| Head-on | 93 | | 10 | 5 | 2 | 30 | 10 | 34 | 33 | 41 | 41 | 13 | 128 |
| Fatal | 3 | | | | | 1 | 2 | 1 | 4 | 3 | 1 | 1 | 9 |
| Serious | 28 | | 2 | 4 | | 3 | 2 | 7 | 13 | 10 | 9 | 4 | 36 |
| Slight | 62 | | 8 | 1 | 2 | 26 | 6 | 26 | 16 | 28 | 31 | 8 | 83 |
| Rear end to side/front | 15 | | 2 | | | | | 2 | 6 | 5 | 1 | | 12 |
| Fatal | 3 | | | | | | | | | | | | |
| Serious | 3 | | 2 | | | | | | 2 | 2 | 1 | | 5 |
| Slight | 9 | | | | | | | 2 | 4 | 3 | | | 7 |
| Collision with a parked vehicle | 16 | | 2 | 3 | | 4 | 1 | 9 | 14 | 6 | 4 | | 24 |
| Fatal | | | | | | | | | 2 | | | | 2 |
| Serious | 8 | | 1 | 2 | | 1 | | 7 | 7 | 5 | 1 | | 13 |
| Slight | 8 | | 1 | 1 | | 3 | 1 | 2 | 5 | 1 | 3 | | 9 |
| Collision with a fixed object | 19 | 1 | 1 | 5 | 2 | 6 | 3 | 11 | 33 | 29 | 21 | 2 | 85 |
| Fatal | | | | | | | | 1 | 5 | 3 | 2 | 2 | 12 |
| Serious | 9 | | 1 | 4 | | 3 | 1 | 1 | 24 | 17 | 10 | | 51 |
| Slight | 10 | 1 | | 1 | 2 | 3 | 2 | 9 | 4 | 9 | 9 | | 22 |
| Running off road | 1 | | 1 | 1 | | 2 | | 3 | 2 | 2 | 1 | | 5 |
| Fatal | | | | | | | | | 1 | | | | 1 |
| Serious | 1 | | 1 | | | 2 | | | 1 | 1 | 1 | | 3 |
| Slight | | | | 1 | | | | 3 | | 1 | | | 1 |
| Overtaking | 20 | | 6 | 22 | 1 | | | 2 | 7 | 7 | 1 | 1 | 16 |
| Fatal | 2 | | 1 | 1 | | | | | | | | | |
| Serious | 10 | | 3 | 18 | 1 | | | | 6 | 5 | 1 | 1 | 13 |
| Slight | 8 | | 2 | 3 | | | | 2 | 1 | 2 | | | 3 |
| Skidding | 41 | | 5 | 2 | | 4 | 2 | 4 | 63 | 72 | 66 | 11 | 212 |
| Fatal | 1 | | | | | | | | 8 | 3 | 2 | | 13 |
| Serious | 24 | | 3 | 1 | | 1 | 1 | 2 | 38 | 42 | 33 | 7 | 120 |
| Slight | 16 | | 2 | 1 | | 3 | 1 | 2 | 17 | 27 | 31 | 4 | 79 |
| Injury to passenger in vehicle | 4 | 1 | | 1 | | 2 | 2 | 59 | | 2 | 1 | | 3 |
| Fatal | | | | | | | | 1 | | | | | |
| Serious | 1 | 1 | | | | 2 | 2 | 47 | | 1 | | | 1 |
| Slight | 3 | | | 1 | | | | 11 | | 1 | 1 | | 2 |
| Falling from a moving vehicle | 2 | | 1 | 2 | | | | 23 | 2 | 1 | 2 | | 5 |
| Fatal | | | | | | | | | | | | | |
| Serious | 2 | | 1 | 2 | | | | 19 | 1 | 1 | 1 | | 3 |
| Slight | | | | | | | | 4 | 1 | 1 | 1 | | 2 |
| Other and not known | 64 | | 22 | 3 | | | 1 | 10 | 8 | 6 | 5 | 5 | 24 |

(1) Including accidents that occurred in the Judea and Samaria Area.

(2) Incl. non-motor vehicles.

(3) Incl. unknown engine capacity.

(4) As of 2011, including light rail (Jerusalem).

זיהום אוויר
AIR POLLUTION

לוח 4.8. פליטות של מזהמי אוויר משרפת דלק

טונות, אלא אם כן צוין אחרת

| 2014 | 2013 | 2012 | 2011 (3) | 2010 (2) | 2005 (1) | 2000 | |
|----------------|----------------|----------------|----------------|----------------|----------------|----------------|--|
| | | | | | | | פחמן דו-חמצני (CO₂) (אלפי טונות) |
| 61,105 | 63,096 | 69,204 | 63,948 | 62,238 | 59,709 | 56,084 | סך הכל |
| 15,610 | 15,488 | 15,267 | 14,985 | 15,054 | 13,108 | 12,942 | מזה: כלי רכב מנועי |
| 8,134 | 8,013 | 7,888 | 7,747 | 7,749 | 6,324 | 6,098 | מזה: כלי רכב ממונע בבנזין |
| | | | | | | | פחמן חד-חמצני (CO) |
| 133,702 | 136,231 | 141,633 | 166,407 | 184,220 | 255,528 | 374,313 | סך הכל |
| 119,609 | 123,497 | 127,153 | 153,975 | 172,372 | 243,739 | 363,740 | מזה: כלי רכב מנועי |
| 113,461 | 117,147 | 120,823 | 147,130 | 163,661 | 233,570 | 352,095 | מזה: כלי רכב ממונע בבנזין |
| | | | | | | | גופרית דו-חמצנית (SO₂) |
| 86,017 | 102,047 | 128,928 | 146,772 | 139,883 | 191,919 | 268,606 | סך הכל |
| 101 | 100 | 98 | 96 | 96 | 419 | 2,620 | מזה: כלי רכב מנועי(2) |
| 53 | 52 | 51 | 50 | 50 | 206 | 595 | מזה: כלי רכב ממונע בבנזין(2) |
| | | | | | | | תחמוצות חנקן (NO_x) |
| 119,847 | 139,117 | 171,802 | 152,495 | 157,485 | 190,889 | 214,324 | סך הכל |
| 26,979 | 28,624 | 29,653 | 34,039 | 43,841 | 62,375 | 87,729 | מזה: כלי רכב מנועי |
| 3,985 | 4,394 | 5,070 | 7,054 | 9,375 | 18,750 | 32,276 | מזה: כלי רכב ממונע בבנזין |
| | | | | | | | פחמימינים (HC) |
| 26,839 | 27,303 | 27,441 | 31,627 | 37,376 | 44,848 | 66,050 | סך הכל |
| 23,076 | 23,447 | 23,619 | 27,502 | 32,026 | 38,194 | 57,836 | מזה: כלי רכב ממונע בבנזין נטול עופרת |
| | | | | | | | חומר חלקיקי מרחף (SPM) |
| 5,832 | 7,136 | 13,240 | 11,749 | 11,903 | 17,556 | 22,828 | סך הכל |
| 593 | 624 | 638 | 719 | 915 | 1,294 | 2,121 | מזה: כלי רכב מנועי |
| 161 | 168 | 173 | 206 | 241 | 290 | 466 | מזה: כלי רכב ממונע בבנזין |
| | | | | | | | עופרת (Pb) |
| 13 | 13 | 13 | 13 | 13 | 10 | 126 | סך הכל(3) |
| 13 | 13 | 13 | 13 | 13 | 10 | 16 | מזה: כלי רכב ממונע בבנזין נטול עופרת |

(1) בשנת 2004 שונה התקן של מכון התקנים לתכולת העופרת בדלקים.

(2) בשנת 2009 שונה התקן של מכון התקנים לתכולת הגופרית בדלקים.

(3) בשנת 2011 עודכנו חישובי הפליטות מכלי רכב מנועיים, וזאת עקב שינוי בשיטת חישוב הנסועה השנתית שלהם. ראו מבוא, "שיטות (מתודולוגיה)".

TABLE 48. EMISSIONS OF AIR POLLUTANTS FROM FUEL COMBUSTION

Tons, unless otherwise stated

| | 2021 | 2020 | 2019 | 2018 | 2017 | 2016 | 2015 |
|---|----------------|----------------|----------------|----------------|----------------|----------------|----------------|
| CARBON DIOXIDE (CO₂) (1,000 tons) | | | | | | | |
| Total | 59,885 | 60,376 | 63,244 | 62,369 | 62,133 | 62,431 | 63,064 |
| Thereof: Motor vehicles | 16,953 | 15,983 | 17,627 | 18,012 | 17,463 | 17,009 | 16,497 |
| Thereof: Gasoline-powered vehicles | 9,265 | 8,241 | 9,474 | 9,263 | 9,227 | 9,023 | 8,644 |
| CARBON MONOXIDE (CO) | | | | | | | |
| Total | 135,297 | 121,147 | 138,240 | 135,935 | 136,311 | 134,035 | 134,878 |
| Thereof: Motor vehicles | 116,815 | 102,569 | 118,684 | 118,614 | 119,131 | 118,306 | 119,241 |
| Thereof: Gasoline-powered vehicles | 110,518 | 96,676 | 112,320 | 112,235 | 112,830 | 112,170 | 113,103 |
| SULFUR DIOXIDE (SO₂) | | | | | | | |
| Total | 22,732 | 25,028 | 30,227 | 40,715 | 50,594 | 67,554 | 83,998 |
| Thereof: Motor vehicles(2) | 110 | 103 | 115 | 118 | 114 | 111 | 106 |
| Thereof: Gasoline-powered vehicles(2) | 60 | 54 | 62 | 60 | 60 | 59 | 56 |
| NITROGEN OXIDES (NO_x) | | | | | | | |
| Total | 71,720 | 73,184 | 81,358 | 87,711 | 91,820 | 97,099 | 112,759 |
| Thereof: Motor vehicles | 23,744 | 22,207 | 24,594 | 25,280 | 25,627 | 25,660 | 26,339 |
| Thereof: Gasoline-powered vehicles | 3,093 | 2,725 | 3,211 | 3,274 | 3,406 | 3,492 | 3,735 |
| HYDROCARBONS (HC) | | | | | | | |
| Total | 31,208 | 27,010 | 29,137 | 28,631 | 28,146 | 27,557 | 26,935 |
| Thereof: Unleaded gasoline-powered vehicles | 27,179 | 23,262 | 25,121 | 24,607 | 24,181 | 23,725 | 23,148 |
| SUSPENDED PARTICULATE MATTER (SPM) | | | | | | | |
| Total | 3,514 | 3,592 | 3,919 | 4,408 | 4,951 | 5,834 | 6,367 |
| Thereof: Motor vehicles | 581 | 532 | 578 | 584 | 584 | 579 | 583 |
| Thereof: Gasoline-powered vehicles | 164 | 141 | 151 | 151 | 152 | 154 | 156 |
| LEAD (Pb) | | | | | | | |
| Total(3) | 15 | 13 | 15 | 15 | 15 | 15 | 14 |
| Thereof: Unleaded gasoline-powered vehicles | 15 | 13 | 15 | 15 | 15 | 15 | 14 |

(1) In 2004, the Standards Institution standard for lead content in fuels was changed.

(2) In 2009, the Standards Institution standard for sulfur content in fuels was changed.

(3) In 2011, the calculations of emissions from motor vehicles were updated due to changes in the methodology of annual kilometers travelled. See Introduction, "Methodology".

TABLE 49. CONCENTRATIONS OF AIR POLLUTANTS AS MEASURED IN TRANSPORTATION MONITORING STATIONS

לוח 49. ריכוזים של מזהמי אוויר שנמדדו בתחנות ניטור תחבורתיות

Micrograms per m³ atmosphere, unless stated otherwise

מיקרוגרם ל-מ³ אוויר, אלא אם כן צוין אחרת

| פחמן חד-חמצני (CO) Carbon Monoxide (CO) | | | | תחמוצות חנקן (NO _x) Nitrogen Oxides (NO _x) | | | | שנה Year | | |
|---|------------------------------------|----------------------------------|----------------|---|------------------------------------|------------------------------------|----------------|--|----|------|
| רמת פעילות התחנה (1) % Uptime of monitoring station(1) | ממוצע Average | | | רמת פעילות התחנה (1) % Uptime of monitoring station(1) | ממוצע Average | | | | | |
| | מרב' חצי-שעתי Maximal half-hour | מרב' 8-ל-שעות Maximal 8 hours | שנתי Annual | מתקן חצי-שעתי Exceedences from half-hourly standard | מרב' חצי-שעתי Maximal half-hour | מרב' 24-ל-שעות Maximal 24 hours | שנתי Annual | מתקן חצי-שעתי Exceedences from half-hourly standard | | |
| Environmental standard | 60,000 | 10,000 | | | 940 | 560 | | ערך סביבה | | |
| Jerusalem | | | | ירושלים | | | | | | |
| Bar Ilan St. - Shmu'el Hanavi St. | | | | רח' בר אילן - רח' שמואל הנביא | | | | | | |
| 90 | 2,900 | 2,100 | 200 | - | 93 | 1,209 | 398 | 118 | 12 | 2013 |
| 98 | 2,400 | 1,500 | 300 | - | 97 | 1,226 | 396 | 125 | 5 | 2014 |
| 97 | 2,200 | 1,300 | 300 | - | 96 | 1,373 | 359 | 116 | 9 | 2015 |
| 95 | 3,800 | 1,700 | 300 | - | 93 | 936 | 265 | 113 | - | 2016 |
| 96 | 2,100 | 1,400 | 300 | - | 91 | 1,001 | 314 | 102 | 4 | 2017 |
| 96 | 1,900 | 1,100 | 300 | - | 94 | 1,228 | 312 | 84 | 3 | 2018 |
| 93 | 1,400 | 1,100 | 300 | - | 88 | 627 | 200 | 75 | - | 2019 |
| 95 | 2,000 | 1,300 | 300 | - | 94 | 669 | 200 | 72 | - | 2020 |
| 94 | 2,400 | 900 | 300 | - | 93 | 662 | 180 | 73 | - | 2021 |
| Tel Aviv Metropolitan | | | | מטרופולין תל אביב | | | | | | |
| Rishon LeZiyyon - Herzl St. | | | | ראשון לציון - רח' הרצל | | | | | | |
| 95 | 5,900 | 1,600 | 200 | - | 96 | 1,283 | 342 | 86 | 7 | 2014 |
| 93 | 3,900 | 2,100 | 460 | - | 92 | 1,209 | 354 | 93 | 4 | 2015 |
| 94 | 3,300 | 1,400 | 300 | - | 77 | 1,214 | 324 | 96 | 7 | 2016 |
| 97 | 3,000 | 2,800 | 300 | - | 92 | 1,115 | 347 | 85 | 5 | 2017 |
| 96 | 2,600 | 2,000 | 600 | - | 92 | 782 | 286 | 75 | - | 2018 |
| 96 | 2,100 | 1,700 | 800 | - | 94 | 724 | 175 | 64 | - | 2019 |
| 88 | 2,100 | 1,500 | 700 | - | 95 | 492 | 176 | 50 | - | 2020 |
| 95 | 2,900 | 2,200 | 800 | - | 94 | 777 | 256 | 60 | - | 2021 |
| Tel Aviv-Yafo - Yehuda Hamakkabbi St. (Formerly: Weitzman St.) | | | | תל אביב-יפו - רח' יהודה המכבי (קודם: רח' ויצמן) | | | | | | |
| 98 | 6,871 | 4,581 | 1,145 | - | 86 | 1,671 | 510 | 117 | 59 | 2010 |
| 97 | 3,435 | 2,290 | 1,145 | - | 87 | 1,280 | 372 | 100 | 7 | 2011 |
| 98 | 2,290 | 2,290 | 1,145 | - | 93 | 1,305 | 333 | 90 | 4 | 2012 |
| 92 | 4,000 | 2,300 | 300 | - | 92 | 1,239 | 397 | 84 | 6 | 2013 |
| 89 | 2,400 | 1,600 | 200 | - | 89 | 792 | 302 | 75 | - | 2014 |
| 98 | 2,600 | 1,600 | 300 | - | 98 | 828 | 357 | 71 | - | 2015 |
| 92 | 1,300 | 2,300 | 200 | - | 95 | 733 | 283 | 66 | - | 2016 |
| 90 | 2,900 | 1,700 | 200 | - | 89 | 1,314 | 569 | 65 | 8 | 2017 |
| 95 | 3,300 | 2,100 | 600 | - | 96 | 798 | 376 | 60 | - | 2018 |
| 94 | 2,600 | 2,200 | 600 | - | 92 | 614 | 213 | 53 | - | 2019 |
| 93 | 2,000 | 1,700 | 600 | - | 94 | 493 | 196 | 40 | - | 2020 |
| 94 | 2,400 | 2,300 | 700 | - | 92 | 588 | 269 | 47 | - | 2021 |
| Petah Tiqwa - Gissin & Hammer St. | | | | פתח תקווה - רח' גיסין והמר | | | | | | |
| 81 | 5,726 | 3,436 | 1,145 | - | 93 | 1,417 | 581 | 158 | 73 | 2010 |
| 95 | 4,581 | 3,436 | 1,145 | - | 94 | 1,241 | 423 | 135 | 31 | 2011 |
| 95 | 4,581 | 2,290 | 345 | - | 94 | 1,233 | 368 | 111 | 15 | 2012 |
| 92 | 4,600 | 2,800 | 900 | - | 92 | 1,169 | 496 | 124 | 38 | 2013 |
| 89 | 3,300 | 2,200 | 600 | - | 88 | 1,024 | 397 | 127 | 8 | 2014 |
| 53 | .. | .. | .. | .. | 94 | 1,060 | 409 | 109 | 8 | 2015 |
| .. | .. | .. | .. | .. | 59 | .. | .. | .. | .. | 2016 |
| .. | .. | .. | .. | .. | 81 | 1,134 | 466 | 99 | 4 | 2017 |
| .. | .. | .. | .. | .. | 94 | 870 | 323 | 88 | - | 2018 |
| .. | .. | .. | .. | .. | 91 | 1,045 | 346 | 96 | 4 | 2019 |
| .. | .. | .. | .. | .. | 95 | 971 | 225 | 67 | 1 | 2020 |
| .. | .. | .. | .. | .. | 95 | 738 | 348 | 76 | - | 2021 |
| Bene Beraq - Jabotinsky St. | | | | בני ברק - רח' ז'בוטינסקי | | | | | | |
| 84 | 6,871 | 4,581 | 1,145 | - | 87 | 1,721 | 636 | 120 | 85 | 2010 |
| 94 | 4,580 | 3,436 | 1,145 | - | 96 | 1,508 | 555 | 111 | 23 | 2011 |
| 98 | 4,581 | 2,290 | 1,145 | - | 96 | 1,455 | 470 | 102 | 26 | 2012 |
| 94 | 4,400 | 3,200 | 300 | - | 91 | 1,520 | 639 | 103 | 87 | 2013 |
| 98 | 7,800 | 2,200 | 300 | - | 97 | 1,431 | 445 | 94 | 18 | 2014 |
| 95 | 3,200 | 2,000 | 500 | - | 95 | 1,310 | 517 | 91 | 21 | 2015 |
| 96 | 2,600 | 4,300 | 600 | - | 92 | 1,520 | 500 | 87 | 16 | 2016 |
| 94 | 3,900 | 3,000 | 600 | - | 90 | 1,284 | 612 | 88 | 25 | 2017 |
| 91 | 4,000 | 2,500 | 500 | - | 85 | 1,009 | 433 | 83 | 9 | 2018 |
| 93 | 3,100 | 2,400 | 500 | - | 90 | 1,171 | 275 | 65 | 2 | 2019 |
| 94 | 2,600 | 1,700 | 400 | - | 91 | 795 | 269 | 48 | - | 2020 |
| 89 | 2,700 | 2,000 | 400 | - | 89 | 840 | 387 | 51 | - | 2021 |
| Haifa | | | | חיפה | | | | | | |
| Atzmaut - Atzmaut Blvd. | | | | עצמאות - שד' העצמאות | | | | | | |
| 94 | 4,900 | 2,400 | 200 | - | 90 | 1,030 | 371 | 76 | 4 | 2013 |
| 96 | 2,500 | 1,800 | 200 | - | 96 | 1,246 | 339 | 93 | 6 | 2014 |
| 98 | 1,800 | 1,200 | 400 | - | 98 | 1,254 | 438 | 89 | 9 | 2015 |
| 96 | 2,100 | 1,300 | 300 | - | 90 | 1,049 | 347 | 85 | 2 | 2016 |
| 98 | 2,300 | 1,400 | 300 | - | 95 | 983 | 318 | 82 | 2 | 2017 |
| 86 | 2,500 | 1,400 | 500 | - | 91 | 1,098 | 374 | 75 | 4 | 2018 |
| 93 | 3,500 | 1,200 | 500 | - | 89 | 933 | 273 | 67 | - | 2019 |
| 92 | 13,000 | 1,700 | 600 | - | 90 | 783 | 273 | 54 | - | 2020 |
| 95 | 2,300 | 1,700 | 600 | - | 94 | 858 | 233 | 56 | - | 2021 |

Source: National Air Monitoring Network, the Ministry of Environmental Protection.

מקור: מני"א - מערך ניטור אוויר ארצי, המשרד להגנת הסביבה.

(1) The percentage of time the station was active during the year.

(1) אחוז הזמן שהתחנה פעלה במשך השנה.